

# KLOU

[arcluce-us.com](http://arcluce-us.com)  klou



## DESCRIPTION

### Luminaire

- Die-cast aluminium body (EN 47100).
- Extruded aluminium pole.
- Double layer polyester powder paint resistant to corrosion and salt spray fog.
- Silicone rubber gaskets.
- AISI 316 stainless steel external screws.
- Reflector made of 99,85 anodized aluminium.
- UV rays stabilized, V2 self-extinguishing transparent polycarbonate diffuser.

### Electrical

- Nominal LED efficacy up to 150lumen/Watt (4000K - 500mA - CRI>80 - Tj=100°C).
- LED life time: >50000h with L80.
- High colour consistency: <3 SDCM.
- Driver protected against voltage spikes.
- Integral LED driver. Available with 0-10V dimming option.

### Installation

- Double M20 cable gland for through wiring.
- Die-cast aluminium base (EN 47100).
- Galvanized and painted steel base plate with galvanized steel stud bolts.

**2700K on request.**

## TECHNICAL INFORMATION

<b>Luminaire power:</b>	20W
<b>Source lumen:</b>	Up to 2800lm
<b>LED:</b>	3000K - 4000K, CRI>80



# KLOU

arluce-us.com  klou

16  21

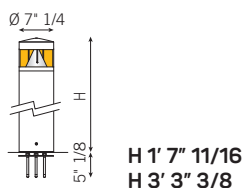
Family	Model	Size	Height	Optics	CCT	Fixture color	Wiring
S- Urban lighting	KL Klou	Ø 7"	1' 7" 11/16	0 Radial	3 3000K	US- 16 Grey	S 120-277V 60Hz / 0-10V
			2' 3" 3/8	1 One-way	4 4000K	US- 21 Aluminium	



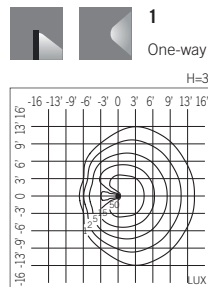
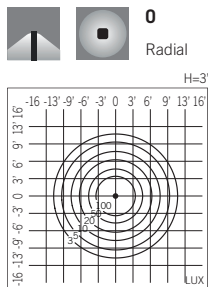
Weight: 16.01 lb



Weight: 24.03 lb

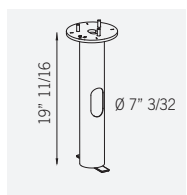


## Optics



## Accessories

It is possible to purchase the recessed box separately, whenever it is necessary to start the installation in advance. The item can be ordered later on, and it will be supplied complete with recessed box (to be removed if purchased separately in advance).



31

Code	lb
1099092X+31	11.02

Zinc-plated anchorage.

