

High protection degree recessed luminaires

RAY SHORT¹¹⁰

arcluce-us.com  ray



DESCRIPTION

Luminaire

- Die-cast aluminium body (EN 47100).
- Die-cast aluminium (EN 47100) or AISI 316L stainless steel trim.
- Double layer polyester powder paint resistant to corrosion and salt spray fog.
- Silicone rubber gaskets.
- AISI 316 stainless steel external screws.
- PMMA lenses for LEDs.
- Screen made of 5/16" thermal-shock resistant tempered glass.

Electrical

- Nominal LED efficacy up to 133lumen/Watt (4000K - 350mA - CRI>80 - Tj=100°C).
- LED life time: >50000h with L80.
- High colour consistency: <3 SDCM.
- LED driver not included.

Installation

- Recessed installation.
- Double M16 cable gland for through wiring.
- Galvanized steel brackets.
- Supplied with power cable (10').

Amber color LED on request.

TECHNICAL INFORMATION

Luminaire power:	4W
Source lumen:	Up to 520lm
LED:	3000K - 4000K, CRI>80



RAY SHORT¹¹⁰

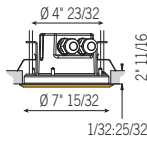
11 21

Family	Model	Size	Trim type	Optics	CCT	Fixture color	Wiring	
H- Ceiling recessed	RY Ray	3 4"	0 Aluminium round	1 Narrow	3 3000K	US- 11 White	I ICC 350mA	
				2 Medium	4 4000K	US- 21 Aluminium		
				4 Wide flood				
				6 Elliptical				
				8 Wall washer				
				5 Ultra-wide flood	3 3000K	US- 11 White	0 VCC 24V	
			0 Aluminium round	4 4000K	US- 21 Aluminium			
				1 Stainless steel round	1 Narrow	3 3000K	US- 30 Stainless steel	I ICC 350mA
				3 Stainless steel squared	2 Medium	4 4000K		
				4 Wide flood				
				6 Elliptical				
				8 Wall washer				
1 Stainless steel round	5 Ultra-wide flood	3 3000K	US- 30 Stainless steel	0 VCC 24V				
	3 Stainless steel squared	4 4000K						



Trim type

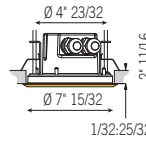
0



Weight: 1.59 lb

Die-cast aluminium trim

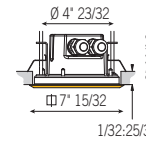
1



Weight: 1.87 lb

AISI 316L stainless steel round trim

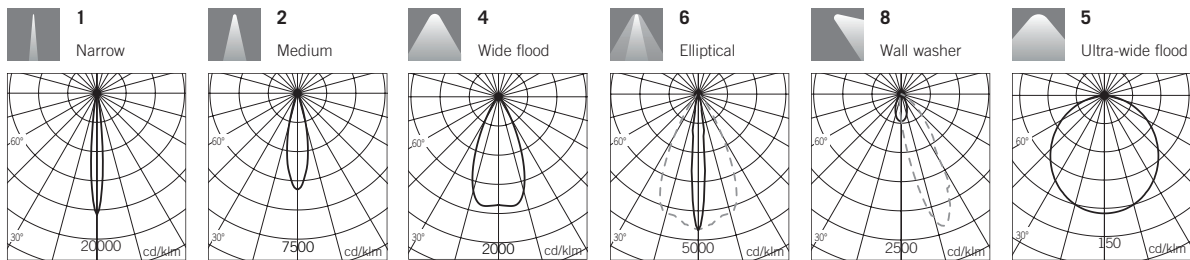
3



Weight: 2.10 lb

AISI 316L stainless steel squared trim

Optics



Opal screen



