

Bollards

SOUL180

arcluce-us.com  soul180



DESCRIPTION

Luminaire

- Die-cast aluminium body (EN 47100).
- Extruded aluminium pole.
- Double layer polyester powder paint resistant to corrosion and salt spray fog.
- Silicone rubber gaskets.
- AISI 316 stainless steel external screws.
- PMMA lenses for LEDs.
- Screen made of 5/32" thermal-shock resistant tempered glass.

Electrical

- Nominal LED efficacy up to 144lm/W (4000K - 700mA - CRI>70 - Tj=100°C).
- LED life time: >50000h with L80.
- High colour consistency: <3 SDCM.
- LED driver protected against voltage spikes.
- Integral LED driver. Available with 0-10V dimming option.

Installation

- Galvanized and painted steel base plate with galvanized steel stud bolts.
- Supplied with power cable (1' 3" 3/4).

2700K on request.

TECHNICAL INFORMATION

Luminaire power:	26W
Source lumen:	Up to 3000lm
LED:	3000K - 4000K, CRI>70



SOUL180

arcluce-us.com  soul180

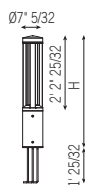
H 3' 3" 3/8

16 21

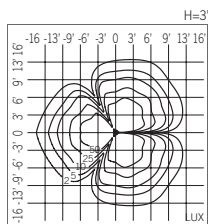
Family	Model	Size	Height	Optics	CCT	Fixture color	Wiring
S- Urban Lighting	SL Soul	Ø 7" 3/32	2' 3" 3/8	Ø Radial	3 3000K 4 4000K	US- 16 Grey US- 21 Aluminium	S 120-277V 60Hz / 0-10V



Weight: 18.74 lb

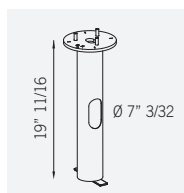


Optics



Accessories

It is possible to purchase the recessed box separately, whenever it is necessary to start the installation in advance. The item can be ordered later on, and it will be supplied complete with recessed box (to be removed if purchased separately in advance).



31

Code	lb
1099092X+31	11.02

Zinc-plated anchorage.

