

Urban lighting

SOUL180

arcluce-us.com  soul180 urban



DESCRIPTION

Luminaire

- Die-cast aluminium body (EN 47100).
- Extruded aluminium pole.
- Double layer polyester powder paint resistant to corrosion and salt spray fog.
- Silicone rubber gaskets.
- AISI 316 stainless steel external screws.
- PMMA lenses for LEDs.
- Screen made of 5/32" thermal-shock resistant tempered glass.

Electrical

- Nominal LED efficacy up to 144lumen/Watt (4000K - 700mA - CRI>70 - T_j=100°C).
- LED life time: >50000h with L80.
- High colour consistency: <3 SDCM.
- LED driver protected against voltage spikes.
- Integral LED driver. Available with 0-10V dimming option.

Installation

- Supplied with power cable (9').

TECHNICAL INFORMATION

Luminaire power:	26 W
Source lumen:	Up to 3450lm
LED:	3000K - 4000K, CRI>70



SOUL180



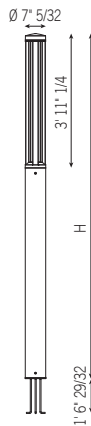
Family	Model	Size	Height	Optics	CCT	Fixture color	Wiring
S- Urban lighting	SL Soul	0 7"	3 137" 25/32	0 Radial	3 3000K	US- 16 Grey	S 120-277V 60Hz / 0-10V
			9 39" 3/8		4 4000K	US- 21 Aluminium	
						US- 26 Dark bronze	



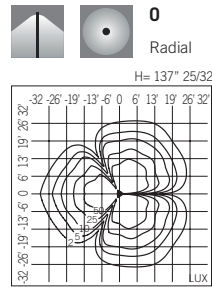
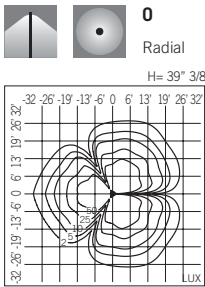
H = 11' 3" 1/4 H = 13' 1" 15/32



Weight:
H 137" 25/32 = 49.60 lb
H 39" 3/8 = 55.16 lb

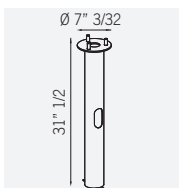


Optics



Accessories

It is possible to purchase the recessed box separately, whenever it is necessary to start the installation in advance. The item can be ordered later on, and it will be supplied complete with recessed box (to be removed if purchased separately in advance).



Code	lb
1099094X+31	17.20

Galvanized anchorage.

