

STONE55

arcluce-us.com  stone



DESCRIPTION

Luminaire

- AISI 316L stainless steel body and trim.
- Silicone rubber gaskets.
- Clear PMMA screen.
- 2200 lb static load capacity.
- Can be walked over.

Electrical

- Nominal LED efficacy up to 162lm/W. (4000K - 350mA - CRI>70 - Tj=100°C).
- LED life time: >50000h with L80.
- LED driver not included.

Installation

- Recessed installation.
- Supplied with power cable (10').
- Recessed installation box made of engineering plastic or of AISI 316L stainless steel.

TECHNICAL INFORMATION

Luminaire power:	4W
Source lumen:	Up to 560lm
LED:	3000K - 4000K, CRI>70



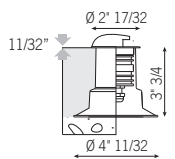
STONE55

30

Family	Model	Size	Trim type	Optics	CCT	Fixture color	Wiring
0- Ground recessed	ST Stone	0 2"	0 Stainless steel bulging	0 Radial	3 3000K	US- 30 Stainless steel	1 ICC 350mA
				1 One way	4 4000K		
				2 Two way			



Trim type



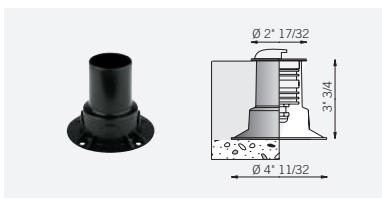
Weight: 1.59 lb Weight: 1.65 lb Weight: 1.59 lb
 AISI 316L stainless steel trims

Optics



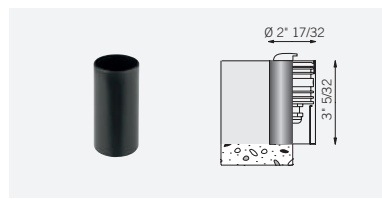
Accessories

It is possible to purchase the recessed box separately, whenever it is necessary to start the installation in advance. The item can be ordered at a later time, and it will be supplied complete with recessed box (to be removed if purchased separately in advance).



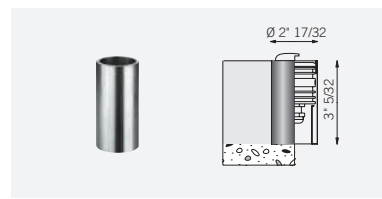
Code	lb
1099227X	0.18

Thermoplastic material recessed installation box.



Code	lb
1099226X	0.13

Thermoplastic material recessed installation box.



Code	lb
1099225X	1.32

Stainless steel AISI 316L recessed installation box.

