


Company Registration No. 08029445 (England and Wales)

**BARNBY DUN PRIMARY ACADEMY**  
**(A COMPANY LIMITED BY GUARANTEE)**

**GOVERNORS' REPORT AND AUDITED FINANCIAL STATEMENTS**  
**FOR THE YEAR ENDED 31 AUGUST 2016**



# BARNBY DUN PRIMARY ACADEMY

## CONTENTS

---

	<b>Page</b>
Reference and administrative details	1
Governors' report	2 - 9
Governance statement	10 - 12
Statement on regularity, propriety and compliance	13
Statement of governors' responsibilities	14
Independent auditor's report on the financial statements	15 - 16
Independent reporting accountant's report on regularity	17 - 18
Statement of financial activities including income and expenditure account	19 - 20
Balance sheet	21
Statement of cash flows	22
Notes to the financial statements including accounting policies	23 - 38

---

# BARNBY DUN PRIMARY ACADEMY

## REFERENCE AND ADMINISTRATIVE DETAILS

---

### Governors

David Shaw  
Roy Hirst (Chair)  
David Cannon  
Claire Robinson (Accounting Officer)  
Helen Catherine Jones  
William Scott Chesney  
Paul Harrison  
Stuart Rowse  
Davinia Pedder  
Claire Turley-Tang  
Deborah Marie Burton-Miller  
Carly May

David Shaw, David Cannon, Claire Robinson, Deborah Burton-Miller and Paul Harrison are members of the Finance and Facilities Committee.

### Members

Claire Robinson  
David Shaw  
David Cannon

### Senior management team

- Head Teacher and Accounting Officer	Claire Robinson
- Deputy Head Teacher	Carly May
- Assistant Head Teacher	Davinia Pedder
- Foundation Stage Co-ordinator	Pamela Seymour
- Key Stage 2 Co-ordinator	Rebecca Pearson
- Business Manager	Carol Walsh
- Acting SENCO	Sharon Smith & Jessica Ronan

**Company registration number** 08029445 (England and Wales)

**Registered office** Church Road  
Barnby Dun  
Doncaster  
DN3 1BG

**Independent auditor** UHY Hacker Young  
6 Broadfield Court  
Broadfield Way  
Sheffield  
S8 0XF

### Bankers

Lloyds Bank PLC  
High Street  
Doncaster Branch  
P O Box 1000  
BX1 1LT

# BARNBY DUN PRIMARY ACADEMY

## GOVERNORS' REPORT

**FOR THE YEAR ENDED 31 AUGUST 2016**

---

The governors present their annual report together with the financial statements and independent auditor's reports of the charitable company for the period 1 September 2015 to 31 August 2016. The annual report serves the purposes of both a trustees' report, and a directors' report under company law.

The Company's purpose is to advance for the public benefit education for the communities in South Yorkshire – Doncaster by maintaining, managing and developing academies offering a broad and balanced curriculum.

### **Structure, governance and management**

#### Constitution

The academy is a company limited by guarantee and an exempt charity. The charitable company's memorandum and articles of association are the primary governing documents of the academy.

The governors are the trustees of Barnby Dun Primary Academy and are also the directors of the charitable company for the purposes of company law. Details of the governors who served during the year are included in the Reference and Administrative Details on page 1.

#### Members' liability

Each member of the charitable company undertakes to contribute to the assets of the charitable company in the event of it being wound up while they are a member, or within one year after they cease to be a member, such amount as may be required, not exceeding £10, for the debts and liabilities contracted before they ceased to be a member.

#### Governors' indemnities

In accordance with normal practice the academy has purchased insurance to protect the governors and officers from claims arising from negligent acts, errors or omissions whilst on academy's business. The cover under the policy is £1m and in the period under review no sums have been paid out.

#### Method of recruitment and appointment or election of governors

The Governing Body comprises 13 members- 3 staff governors including the Head, 5 parent governors, 1 LA governor, 2 foundation governors - one of which is the chair, and 2 community governors.

When there is a vacancy for a staff governor they are nominated and elected by the employees of the academy and when there is a vacancy for a parent governor they are nominated and elected by the parents of children of Barnby Dun Primary Academy.

#### Policies and procedures adopted for the induction and training of governors

All governors undertake training as appropriate to their role. The company subscribes to Doncaster Metropolitan Borough Council Governor Support and governors take part in their training programme for new governors. However, there is also DMBC governor training on specific issues. All governors are encouraged to attend local governor forums and access relevant updates via Governors' E-Learning.

# BARNBY DUN PRIMARY ACADEMY

## GOVERNORS' REPORT (CONTINUED)

*FOR THE YEAR ENDED 31 AUGUST 2016*

---

### Organisational structure

The governors are responsible for the overall management and control of the academy and formally meet three times a year.

The reviewing and monitoring of the work of the academy is delegated to the 4 sub-committees which are Finance and Facilities, Human Resources, Teaching and Learning and Partners Committee. All committees meet on a regular basis to meet the demands of the school. They all work under the chairmanship of a governor appointed at the first committee meeting in each academic year. Terms of Reference are agreed annually at the full board meeting in the Autumn Term.

The clerk to the governing body coordinates the work of the full governing body and each committee has their own clerk who prepares agendas and papers and reviews matters arising.

The Business Manager prepares the budget/accounts for the Academy on behalf of the governors. The Head teacher is the Accounting Officer.

The governors determine the general policies of the academy. The day to day running of the academy is delegated to the Head teacher who is supported by the senior management team.

The Head teacher undertakes the key leadership role in the academy but shares the day to day educational, pastoral and administrative functions with members of the senior management teams. The day to day administration of the academy is undertaken within the policies and procedures approved by the governors.

All non-staff governors give their time to the role freely and no remuneration or expenses were paid in the period.

### Arrangements for setting pay and remuneration of key management personnel

Pay and remuneration of key management personnel is set annually having regard to the grade of the personnel, percentage of full time hours worked and recommendations to schools within the Doncaster Metropolitan Borough Council area.

### Related parties and other connected charities and organisations

The school is part of the Brighter Futures Learning Partnership Trust.

## **Objectives and activities**

### Objects and aims

The journey from child to adult and the development of the educational and social skills to thrive in our increasingly diverse and ever faster changing society, will always be a challenging experience but it has the potential to be an experience with massive rewards for children, their families and our staff.

Our mission is to harness and develop the skills of all our adult partners, whether employed directly or as part of our wider community, to create an environment where our children are proud and want to participate; where they can develop; where they feel physically and emotionally safe; where respect, good manners and good behaviour towards others are the norm; where lessons are productive and well taught, expectations are high, and the learning is productive; and where any mistakes are seen as learning opportunities from which we can grow, and that we can lay down a solid foundation for the future of our children and our academy.

# BARNBY DUN PRIMARY ACADEMY

## GOVERNORS' REPORT (CONTINUED)

### FOR THE YEAR ENDED 31 AUGUST 2016

---

#### Objectives, strategies and activities

The School Improvement Plan this year has aligned its key priorities with the 4 Ofsted areas – outcomes for pupils, quality of teaching, learning and assessment, effectiveness of leadership and management, personal development, behaviour and welfare. More specifically our school improvement aims are:

#### Outcomes for pupils

##### Aims:

1. to improve standards of achievement and enjoyment in writing, across all phases
2. to achieve greater consistency of outcomes for all abilities across each year group
3. to further enhance the teaching of EGPS across school and further develop outcomes for all groups of pupils

#### Quality of teaching, learning and assessment

##### Aims:

1. for all teaching to be at least consistently good throughout school, with an increasing amount in each key stage and across the subjects to be outstanding
2. to embed effective procedures for giving children verbal feedback and written marking, including strategies for peer and self-assessment
3. to ensure effective curriculum progression across all phases, with particular focus on writing across all subjects
4. to embed efficient assessment systems and processes to secure effective target setting and tracking of children's progress

#### Effectiveness of leadership and management

##### Aims:

1. to establish coherent support and development for senior and middle leaders to enable them to fulfil increased levels of responsibility across school
2. to evaluate the outcomes of the recent CIF building project and make a successful application for future funding to further enhance the school building and premises
3. to involve the whole school community in further developing the school's work as an 'Eco-school'

#### Personal development, behaviour and welfare

##### Aims:

1. to sustain attendance in line with that of the top 10% of schools nationally for the third consecutive year
2. to maintain consistently high quality practice across the five areas of Investors In Pupils – BLAIC- and be successful in gaining reaccreditation as an IIP school
3. to revisit whole school provision in place during unstructured parts of the day and ensure safe, positive behaviour in and around school at all times
4. to effectively support the most vulnerable pupils through embedding and evaluating the impact of the 'Thrive' approach

#### Public benefit

Barnby Dun Primary Academy is a charitable organisation which seeks to benefit the public through the pursuit of its stated aims. The governors have complied with their duty to have due regard to the guidance on public benefit published by the Charity Commission.

# **BARNBY DUN PRIMARY ACADEMY**

## **GOVERNORS' REPORT (CONTINUED)**

**FOR THE YEAR ENDED 31 AUGUST 2016**

---

### **Strategic report**

#### **Achievements and performance**

- Whole school attendance for the school year was again 97.8%, which was the highest in our Local Authority for the third consecutive year
- The development of PE provision across school has been enhanced by contributing to the employment of a specialist PE teacher to work across the Pyramid of Schools for one day a week. A key aspect of this role is developing the leadership skills of our three PE leaders in school.
- The spending of Sport Premium and Pupil Premium funding was tracked closely and its impact evaluated in depth to aid future planning
- School football and netball teams successfully participated in a number of tournaments with other local schools. Tournaments in hand ball, athletics and multi skills were also attended
- The curriculum was enriched by a number of visits including a Y6 residential visit to the PGL Centre in Caythorpe in the Autumn Term and a trip to London in March
- The school has undertaken various fundraising activities for local and national charities. Some fundraising activities raised money for school fund which has been allocated for the benefit of all children to pay for special events in school, e.g. Christmas parties. The school council have played a key role in fundraising
- Barnby Dun Primary Academy has maintained links with Thorne West Road Primary School and Heatherwood Special School
- We continue to work towards meeting the standards of the Eco-schools Green flag award
- We attained the LA anti-bullying charter mark silver award and continue to develop our work in this area via our Anti-bullying ambassadors
- We have further developed our outdoor classroom and have made this available for use by our local pre-school, local nursery settings and the wider community
- As an Artsmark Gold school, we have remained committed to providing a breadth of engaging, cross-curricular learning experiences in art and the arts, for example whole school arts fortnight in November

# BARNBY DUN PRIMARY ACADEMY

## GOVERNORS' REPORT (CONTINUED)

FOR THE YEAR ENDED 31 AUGUST 2016

### Key performance indicators

#### EYFS Attainment/Progress

Good Level of Development = 81%

% at ARE levels On Entry (40 - 60 months )				% at ARE levels Summer 2016 (ELG 2)			
	Reading	Writing	Maths		Reading	Writing	Maths
Sig below expectations (22-36 months and below)	12%	17%	12%	Sig below expectations (40-60 B/30-50 and below)	5%	7%	7%
Below expectations (30-50 months)	81%	76%	74%	Below expectations (40-60 months D & S)	14%	9%	12%
In line with expectations or above (40-60 months)	7%	7%	14%	In line with expectations or above ELG (achieved 2 or above)	81%	84%	81%
Exceeding (achieved ELG)	0%	0%	0%	Exceeding ELG (achieved 3)	16%	12%	16%

### Results for Year 1 phonics check 2015 Comparison

All Pupils	Cohort	Number achieving expected standard	% school	% National 2015	+ / - from 2015	All Pupils	Cohort	Number achieving expected standard	% school	% National 2014
Y1 Pupils	42	32	76%	77%	+ 12%	Y1 Pupils	42	27	64.3%	74%
Boys	20	14	70%	73%	+ 14%	Boys	16	9	56.3%	70%
Girls	22	18	82%	81%	+ 13%	Girls	26	18	69.2%	78%
Y2 Pupils	16	15	94%	90%	+ 5%	Y2 Pupils	13	11	84.6%	88%
Boys	7	7	100%	88%	+ 11%	Boys	9	8	88.9%	86%
Girls	9	8	89%	92%	+ 14%	Girls	4	3	75%	91%



# BARNBY DUN PRIMARY ACADEMY

## GOVERNORS' REPORT (CONTINUED)

### FOR THE YEAR ENDED 31 AUGUST 2016

#### Year 2 Attainment - Statutory

	Year 2 (Expected)					GDS (All)	GDS (LA)	+ / -
	All Pupils	LA	+ / -	Girls	Boys			
Reading	81%	70%	+ 11%	88%	69%	21%	20%	+ 1%
Writing	79%	64%	+ 15%	85%	69%	14%	12%	+ 2%
Maths	81%	70%	+ 11%	81%	81%	17%	17%	0

#### Year 6 SATs Results 2016

##### All Pupils

		READING		EGPS		WRITING		MATHS	
AS National	Test		66%		72%				70%
National	TA						74%		
AS Barnby Dun	Test	37 / 47	79%	42 / 47	89%			38 / 47	81%
	TA		87%			39 / 47 AS	83%		89%
						5/47GDS	11%		

#### Year 6 Test Outcomes

- 78.72% of the cohort achieved the standard in Reading (37/47 pupils).
- 80.00% of Boys achieved the standard in Reading (20/25 pupils).
- 77.27% of Girls achieved the standard in Reading (17/22 pupils).
- Boys performing above Girls by 2.73%
- 80.85% of the cohort achieved the standard in Mathematics (38/47 pupils).
- 88.00% of Boys achieved the standard in Mathematics (22/25 pupils).
- 72.73% of Girls achieved the standard in Mathematics (16/22 pupils).
- Boys performing above Girls by 15.27%
- 89.36% of the cohort achieved the standard in GPVS (42/47 pupils).
- 92.00% of Boys achieved the standard in GPVS (23/25 pupils).
- 86.36% of Girls achieved the standard in GPVS (19/22 pupils).
- Boys performing above Girls by 5.64%
- 70.21% of the cohort achieved the standard in all three subjects (33/47 pupils).
- 76.00% of Boys achieved the standard in all three subjects (19/25 pupils).
- 63.64% of Girls achieved the standard in all three subjects (14/22 pupils).
- Boys performing above Girls by 12.36%
- 82.98% of the cohort achieved the standard in Writing (39/47 pupils).
- 84.00% of Boys achieved the standard in Writing (21/25 pupils).
- 81.82% of Girls achieved the standard in Writing (18/22 pupils).
- Boys performing above Girls by 2.18%.

# **BARNBY DUN PRIMARY ACADEMY**

## **GOVERNORS' REPORT (CONTINUED)**

***FOR THE YEAR ENDED 31 AUGUST 2016***

---

### Going concern

After making appropriate enquiries, the board of governors has a reasonable expectation that the academy has adequate resources to continue in operational existence for the foreseeable future. For this reason the board of governors continues to adopt the going concern basis in preparing the financial statements. Further details regarding the adoption of the going concern basis can be found in the statement of accounting policies.

### **Financial review**

Staff costs (excluding FRS 17 pension costs) as a percentage of General Annual Grant 87%.

Premises costs (excluding costs funded by CIF) as a percentage of General Annual Grant 9%.

Most of the academy's income is obtained from the EFA in the form of recurrent grants, the use of which is restricted to particular purposes. The grants received from the EFA during the period ended 31 August 2016 and the associated expenditure are shown as restricted funds in the statement of financial activities.

### Reserves policy

Barnby Dun Primary Academy for the financial period to August 2016 has not operated a financial reserve. There are no reserve funds for capital projects at this time as the academy expenditure operates on a carry forward system.

The value of free reserves held at 31 August 2016 was £142,992.

The amount of the restricted fixed asset funds of £2,285,866 can only be realised by disposing of tangible fixed assets.

The amount of total funds at 31 August 2016 is £1,728,126.

Restricted funds not available for the general purposes of the academy trust at 31 August 2016 amount to £1,585,134.

The balance on restricted general funds (excluding pension reserve) plus the balance on unrestricted funds at 31 August 2016 is £188,260.

The pension reserve fund is in deficit at 31 August 2016. The academy is paying additional contributions into the Local Government Pension Scheme to reduce this deficit.

### Investment policy and powers

It is the intention to invest any surplus funds in low risk short term bank deposits.

### Principal risks and uncertainties

The governors are responsible for the overseeing of the risks faced by the academy. Detailed considerations of risk are delegated to the senior leadership teams of the academy. Risks were identified, assessed and controls established throughout the period. Through the risk management process that is formalised by the academy, the governors are satisfied that the major risks identified will be adequately mitigated where necessary. It is recognised that systems can only provide reasonable, but not absolute, assurance that major risks will be adequately managed.

# BARNBY DUN PRIMARY ACADEMY

## GOVERNORS' REPORT (CONTINUED)

### FOR THE YEAR ENDED 31 AUGUST 2016

---

The Governors consider that the principal risks and uncertainties facing the Academy are:

Other organisations competing for the same sources of income;

Meeting requisite standards of education for students in core subjects;

Complying with legislative requirements regarding employment, law, data protection, discrimination, Companies House and HRMC, child protection, the Charity Commission and the National Curriculum;

Financial risk – not operating within its budget and running a deficit, changes in funding, inappropriate or insufficient financial controls and systems, fraudulent activity and or financial commitments made without adequate authorisation;

Operational risks resulting from inexperienced or inappropriate staff being employed and inaccurate, out of date or inappropriate information.

The key controls used by the academy include:

Ensure high quality bidding to attract maximum funding

Detailed terms of reference for all committees;  
Buying in high quality support for HR and finance

Formal agendas for the academy board and committees;

Schemes of delegation and formal financial regulations;

Formal written policies with periodic reviews;

Clear authorisation and approval levels;

Policies and procedures required by law to protect the vulnerable;

#### Plans for future periods

Future plans for the Academy are detailed within an extensive School Improvement Plan which has been shared with all governors and members of staff.

#### Auditor


In so far as the governors are aware:

- there is no relevant audit information of which the charitable company's auditor is unaware; and
- the governors have taken all steps that they ought to have taken to make themselves aware of any relevant audit information and to establish that the auditor is aware of that information.

A resolution proposing that UHY Hacker Young be reappointed as auditor of the charitable company will be put to the members.

The governors' report, incorporating a strategic report, was approved by order of the board of governors, as the company directors, on 13 December 2016 and signed on its behalf by:

Roy Hirst  
Chair



# BARNBY DUN PRIMARY ACADEMY

## GOVERNANCE STATEMENT

FOR THE YEAR ENDED 31 AUGUST 2016

---

### Scope of responsibility

As governors we acknowledge we have overall responsibility for ensuring that Barnby Dun Primary Academy has an effective and appropriate system of control, financial and otherwise. However, such a system is designed to manage rather than eliminate the risk of failure to achieve business objectives, and can provide only reasonable and not absolute assurance against material misstatement or loss.

The board of governors has delegated the day-to-day responsibility to the principal, as accounting officer, for ensuring financial controls conform with the requirements of both propriety and good financial management and in accordance with the requirements and responsibilities assigned to it in the funding agreement between Barnby Dun Primary Academy and the Secretary of State for Education. They are also responsible for reporting to the board of governors any material weaknesses or breakdowns in internal control.

### Governance

The information on governance included here supplements that described in the Governors' Report and in the Statement of Governors' Responsibilities. The board of governors has formally met 3 times during the year. Attendance during the year at meetings of the board of governors was as follows:

Governors	Meetings attended	Out of possible
David Shaw	3	3
Roy Hirst (Chair)	3	3
David Cannon	3	3
Claire Robinson (Accounting Officer)	3	3
Helen Catherine Jones	1	3
William Scott Chesney	2	3
Paul Harrison	3	3
Stuart Rowse	1	3
Davinia Pedder	2	3
Claire Turley-Tang	3	3
Deborah Marie Burton-Miller	3	3
Carly May	3	3

There have not been any changes to the composition of the board of trustees.

The Chair and Vice Chair supported the Head teacher and played a key role in the success of the school's HMI Ofsted Inspection in July 2016 – leadership and management of the school was deemed to be good as was the overall effectiveness of the school.

### Review of value for money

As accounting officer the principal has responsibility for ensuring that the academy delivers good value in the use of public resources. The accounting officer understands that value for money refers to the educational and wider societal outcomes achieved in return for the taxpayer resources received.

# **BARNBY DUN PRIMARY ACADEMY**

## **GOVERNANCE STATEMENT (CONTINUED)**

### **FOR THE YEAR ENDED 31 AUGUST 2016**

---

The accounting officer considers how the academy's use of its resources has provided good value for money during each academic year, and reports to the board of governors where value for money can be improved, including the use of benchmarking data where available. The accounting officer for the academy has delivered improved value for money during the year by:

- The allocation of resources to best promote the mission statement, aims and values of our academy
- The targeting of resources to best improve standards and quality of provision
- The use of resources to best support the various learning needs of all pupils, staff parents and governors
- A high proportion of the academy's financial resources are spent on staffing. The academy has a high quality of teaching and nonteaching staff and this is reflected in the outcomes for children. In order to achieve this progress, academy grants, including the pupil premium funding, is used for targeted improvement in the form of support group work and one to one tuition for pupils who have been identified as requiring additional support. In addition, we support continuing professional development opportunities for staff in order to maintain pupil progress.

#### **The purpose of the system of internal control**

The system of internal control is designed to manage risk to a reasonable level rather than to eliminate all risk of failure to achieve policies, aims and objectives. It can therefore only provide reasonable and not absolute assurance of effectiveness. The system of internal control is based on an on-going process designed to identify and prioritise the risks to the achievement of academy policies, aims and objectives, to evaluate the likelihood of those risks being realised and the impact should they be realised, and to manage them efficiently, effectively and economically. The system of internal control has been in place in Barnby Dun Primary Academy for the period 1 September 2015 to 31 August 2016 and up to the date of approval of the annual report and financial statements.

#### **Capacity to handle risk**

The board of governors has reviewed the key risks to which the academy is exposed together with the operating, financial and compliance controls that have been implemented to mitigate those risks. The board of governors is of the view that there is a formal ongoing process for identifying, evaluating and managing the academy's significant risks that has been in place for the period 1 September 2015 to 31 August 2016 and up to the date of approval of the annual report and financial statements. This process is regularly reviewed by the board of governors.

#### **The risk and control framework**

The academy's system of internal financial control is based on a framework of regular management information and administrative procedures including the segregation of duties and a system of delegation and accountability. In particular it includes:

- comprehensive budgeting and monitoring systems with an annual budget and periodic financial reports which are reviewed and agreed by the board of governors;
- regular reviews by the finance and facilities committee of reports which indicate financial performance against the forecasts and of major purchase plans, capital works and expenditure programmes;
- setting targets to measure financial and other performance;
- clearly defined purchasing (asset purchase or capital investment) guidelines;
- delegation of authority and segregation of duties;
- identification and management of risks.

The board of governors has considered the need for a specific internal audit function and has decided:

- not to appoint an internal auditor. However the governors have appointed W S Chesney, a trustee, as responsible officer (RO); and
- the governors have appointed, Ian Hitchman through Doncaster Council to carry out regular monthly financial monitoring.

# BARNBY DUN PRIMARY ACADEMY

## GOVERNANCE STATEMENT (CONTINUED)

**FOR THE YEAR ENDED 31 AUGUST 2016**

---

The reviewer's role includes giving advice on financial matters and performing a range of checks on the academy's financial systems. In particular the checks carried out in the current period included:

- testing of control accounts and bank reconciliations

The reviewer reports to the board of governors through the finance and facilities committee on the operation of the systems of control and on the discharge of the financial responsibilities of the board of governors.

The work of the reviewer has been carried out as planned and no material control issues arose out of the reviewer's work.

### **Review of effectiveness**


As accounting officer the principal has responsibility for reviewing the effectiveness of the system of internal control. During the year in question the review has been informed by:

- the work of the board;
- the work of the external auditor;
- the financial management and governance self-assessment process;
- the work of the executive managers within the academy who have responsibility for the development and maintenance of the internal control framework.

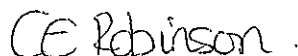
The accounting officer has been advised of the implications of the result of their review of the system of internal control by the finance and facilities committee and a plan to address weaknesses and ensure continuous improvement of the system is in place.

Approved by order of the board of governors on 13 December 2016 and signed on its behalf by:

Roy Hirst  
Chair



Claire Robinson  
Accounting Officer



# **BARNBY DUN PRIMARY ACADEMY**

## **STATEMENT OF REGULARITY, PROPRIETY AND COMPLIANCE**

***FOR THE YEAR ENDED 31 AUGUST 2016***

---

As accounting officer of Barnby Dun Primary Academy I have considered my responsibility to notify the academy board of governors and the Education Funding Agency of material irregularity, impropriety and non-compliance with EFA terms and conditions of funding, under the funding agreement in place between the academy and the Secretary of State for Education. As part of my consideration I have had due regard to the requirements of the Academies Financial Handbook 2015.

I confirm that I and the academy's board of governors are able to identify any material irregular or improper use of funds by the academy, or material non-compliance with the terms and conditions of funding under the academy's funding agreement and the Academies Financial Handbook 2015.

I confirm that no instances of material irregularity, impropriety or funding non-compliance have been discovered to date. If any instances are identified after the date of this statement, these will be notified to the board of governors and EFA.

*C E Robinson*

Claire Robinson  
Accounting Officer

13 December 2016

# BARNBY DUN PRIMARY ACADEMY

## STATEMENT OF GOVERNORS' RESPONSIBILITIES

**FOR THE YEAR ENDED 31 AUGUST 2016**

---

The governors (who act as trustees for Barnby Dun Primary Academy and are also the directors of Barnby Dun Primary Academy for the purposes of company law) are responsible for preparing the Governors' Report and the financial statements in accordance with the Annual Accounts Direction issued by the Education Funding Agency, United Kingdom Accounting Standards (United Kingdom Generally Accepted Accounting Practice) and applicable law and regulations.

Company law requires the governors to prepare financial statements for each financial year. Under company law the governors must not approve the financial statements unless they are satisfied that they give a true and fair view of the state of affairs of the charitable company and of its incoming resources and application of resources, including its income and expenditure, for that period.

In preparing these financial statements, the governors are required to:

- select suitable accounting policies and then apply them consistently;
- observe the methods and principles in the Charities SORP 2015 and the Academies Accounts Direction 2015 to 2016;
- make judgements and accounting estimates that are reasonable and prudent;
- state whether applicable UK Accounting Standards have been followed, subject to any material departures disclosed and explained in the financial statements; and
- prepare the financial statements on the going concern basis unless it is inappropriate to presume that the charitable company will continue in business.


The governors are responsible for keeping adequate accounting records that are sufficient to show and explain the charitable company's transactions and disclose with reasonable accuracy at any time the financial position of the charitable company and enable them to ensure that the financial statements comply with the Companies Act 2006. They are also responsible for safeguarding the assets of the charitable company and hence for taking reasonable steps for the prevention and detection of fraud and other irregularities.

The governors are responsible for ensuring that in its conduct and operation the charitable company applies financial and other controls, which conform with the requirements both of propriety and of good financial management. They are also responsible for ensuring that grants received from EFA/DfE have been applied for the purposes intended.

The governors are responsible for the maintenance and integrity of the corporate and financial information included on the charitable company's website. Legislation in the United Kingdom governing the preparation and dissemination of financial statements may differ from legislation in other jurisdictions.

Approved by order of the board of governors on 13 December 2016 and signed on its behalf by:

Roy Hirst  
Chair





# **BARNBY DUN PRIMARY ACADEMY**

## **INDEPENDENT AUDITOR'S REPORT ON THE FINANCIAL STATEMENTS TO THE MEMBERS OF BARNBY DUN PRIMARY ACADEMY**

---

We have audited the financial statements of Barnby Dun Primary Academy for the year ended 31 August 2016 set out on pages 19 to 38. The financial reporting framework that has been applied in their preparation is applicable law and United Kingdom Accounting Standards (United Kingdom Generally Accepted Accounting Practice), including FRS 102 'The Financial Reporting Standard applicable in the UK and Republic of Ireland', the Charities SORP 2015 and the Academies Accounts Direction 2015 to 2016 issued by the Education Funding Agency.

This report is made solely to the charitable company's members, as a body, in accordance with Chapter 3 of Part 16 of the Companies Act 2006. Our audit work has been undertaken so that we might state to the charitable company's members those matters we are required to state to them in an auditor's report and for no other purpose. To the fullest extent permitted by law, we do not accept or assume responsibility to anyone other than the charitable company and its members as a body, for our audit work, for this report, or for the opinions we have formed.

### **Respective responsibilities of governors and auditors**

As explained more fully in the Governors' Responsibilities Statement set out on page 14, the governors, who are also the directors of Barnby Dun Primary Academy for the purposes of company law, are responsible for the preparation of the financial statements and for being satisfied that they give a true and fair view. Our responsibility is to audit and express an opinion on the financial statements in accordance with applicable law and International Standards on Auditing (UK and Ireland). Those standards require us to comply with the Auditing Practices Board's Ethical Standards for Auditors.

### **Scope of the audit of the financial statements**

An audit involves obtaining evidence about the amounts and disclosures in the financial statements sufficient to give reasonable assurance that the financial statements are free from material misstatement, whether caused by fraud or error. This includes an assessment of: whether the accounting policies are appropriate to the charitable company's circumstances and have been consistently applied and adequately disclosed; the reasonableness of significant accounting estimates made by the governors; and the overall presentation of the financial statements. In addition, we read all the financial and non-financial information in the Governors' Report including the incorporated strategic report to identify material inconsistencies with the audited financial statements and to identify any information that is apparently materially incorrect based on, or materially inconsistent with, the knowledge acquired by us in the course of performing the audit. If we become aware of any apparent material misstatements or inconsistencies we consider the implications for our report.

### **Opinion on financial statements**

In our opinion the financial statements:

- give a true and fair view of the state of the charitable company's affairs as at 31 August 2016 and of its incoming resources and application of resources, including its income and expenditure, for the year then ended;
- have been properly prepared in accordance with United Kingdom Generally Accepted Accounting Practice;
- have been prepared in accordance with the requirements of the Companies Act 2006; and
- have been prepared in accordance with the Charities SORP 2015 and the Academies Accounts Direction 2015 to 2016.

### **Opinion on other matter prescribed by the Companies Act 2006**

In our opinion the information given in the Governors' Report including the incorporated strategic report for the financial year for which the financial statements are prepared is consistent with the financial statements.

# **BARNBY DUN PRIMARY ACADEMY**

## **INDEPENDENT AUDITOR'S REPORT ON THE FINANCIAL STATEMENTS TO THE MEMBERS OF BARNBY DUN PRIMARY ACADEMY (CONTINUED)**

---

### **Matters on which we are required to report by exception**

We have nothing to report in respect of the following matters where the Companies Act 2006 requires us to report to you if, in our opinion:

- adequate accounting records have not been kept, or returns adequate for our audit have not been received from branches not visited by us; or
- the financial statements are not in agreement with the accounting records and returns; or
- certain disclosures of governors' remuneration specified by law are not made; or
- we have not received all the information and explanations we require for our audit.

**Philip Eardley (Senior Statutory Auditor)**  
for and on behalf of UHY Hacker Young

**Chartered Accountants**  
**Statutory Auditor**  
6 Broadfield Court  
Broadfield Way  
Sheffield  
S8 0XF

Dated: 13 December 2016

# **BARNBY DUN PRIMARY ACADEMY**

## **INDEPENDENT REPORTING ACCOUNTANT'S ASSURANCE REPORT ON REGULARITY TO BARNBY DUN PRIMARY ACADEMY AND THE EDUCATION FUNDING AGENCY**

---

In accordance with the terms of our engagement letter dated 1 December 2014 and further to the requirements of the Education Funding Agency (EFA) as included in the Academies Accounts Direction 2015 to 2016, we have carried out an engagement to obtain limited assurance about whether the expenditure disbursed and income received by Barnby Dun Primary Academy during the period 1 September 2015 to 31 August 2016 have been applied to the purposes identified by Parliament and the financial transactions conform to the authorities which govern them.

This report is made solely to Barnby Dun Primary Academy and EFA in accordance with the terms of our engagement letter. Our work has been undertaken so that we might state to the Barnby Dun Primary Academy and EFA those matters we are required to state in a report and for no other purpose. To the fullest extent permitted by law, we do not accept or assume responsibility to anyone other than Barnby Dun Primary Academy and EFA, for our work, for this report, or for the conclusion we have formed.

### **Respective responsibilities of Barnby Dun Primary Academy's accounting officer and the reporting accountant**

The accounting officer is responsible, under the requirements of Barnby Dun Primary Academy's funding agreement with the Secretary of State for Education dated 14 May 2012 and the Academies Financial Handbook, extant from 1 September 2015, for ensuring that expenditure disbursed and income received is applied for the purposes intended by Parliament and the financial transactions conform to the authorities which govern them.

Our responsibilities for this engagement are established in the United Kingdom by our profession's ethical guidance, and are to obtain limited assurance and report in accordance with our engagement letter and the requirements of the Academies Accounts Direction 2015 to 2016. We report to you whether anything has come to our attention in carrying out our work which suggests that in all material respects, expenditure disbursed and income received during the period 1 September 2015 to 31 August 2016 have not been applied to purposes intended by Parliament or that the financial transactions do not conform to the authorities which govern them.

### **Approach**

We conducted our engagement in accordance with the Academies Accounts Direction 2015 to 2016 issued by EFA. We performed a limited assurance engagement as defined in our engagement letter.

The objective of a limited assurance engagement is to perform such procedures as to obtain information and explanations in order to provide us with sufficient appropriate evidence to express a negative conclusion on regularity.

A limited assurance engagement is more limited in scope than a reasonable assurance engagement and consequently does not enable us to obtain assurance that we would become aware of all significant matters that might be identified in a reasonable assurance engagement. Accordingly, we do not express a positive opinion.

Our engagement includes examination, on a test basis, of evidence relevant to the regularity and propriety of the academy's income and expenditure.

The work undertaken to draw to our conclusion includes:

- determining procurement and authorisation procedures
- testing compliance with procurement and authorisation procedures
- reviewing the financial records for unusual transactions
- testing expenditure transactions are reasonable and appropriate
- obtaining formal representations from the board of trustees and accounting officer of their responsibilities
- reviewing the minutes of various committees for the period
- testing petty cash claims for authorisation and validity

# **BARNBY DUN PRIMARY ACADEMY**

## **INDEPENDENT REPORTING ACCOUNTANT'S ASSURANCE REPORT ON REGULARITY TO BARNBY DUN PRIMARY ACADEMY AND THE EDUCATION FUNDING AGENCY (CONTINUED)**

---

### **Conclusion**

In the course of our work nothing has come to our attention which suggests that in all material respects the expenditure disbursed and income received during the period 1 September 2015 to 31 August 2016 has not been applied to purposes intended by Parliament and the financial transactions do not conform to the authorities which govern them.

Philip Eardley  
**Reporting Accountant**  
UHY Hacker Young

Dated: 13 December 2016

# BARNBY DUN PRIMARY ACADEMY

## STATEMENT OF FINANCIAL ACTIVITIES INCLUDING INCOME AND EXPENDITURE ACCOUNT

FOR THE YEAR ENDED 31 AUGUST 2016

	Notes	Unrestricted Funds £	Restricted funds: General Fixed asset £ £		Total 2016 £	Total 2015 £
<b>Income and endowments from:</b>						
Donations and capital grants	2	6,204	-	150,629	156,833	142,191
Charitable activities:						
- Funding for educational operations	3	46,317	1,297,465	-	1,343,782	1,376,806
Other trading activities	4	49,296	19,545	-	68,841	49,147
Investments	5	289	-	-	289	248
<b>Total income and endowments</b>		<b>102,106</b>	<b>1,317,010</b>	<b>150,629</b>	<b>1,569,745</b>	<b>1,568,392</b>
<b>Expenditure on:</b>						
Raising funds	6	1,026	-	-	1,026	998
Charitable activities:						
- Educational operations	7	104,998	1,442,754	53,877	1,601,629	1,520,998
<b>Total expenditure</b>	<b>6</b>	<b>106,024</b>	<b>1,442,754</b>	<b>53,877</b>	<b>1,602,655</b>	<b>1,521,996</b>
<b>Net (expenditure)/income</b>		<b>(3,918)</b>	<b>(125,744)</b>	<b>96,752</b>	<b>(32,910)</b>	<b>46,396</b>
Transfers between funds		-	143,141	(143,141)	-	-
<b>Other recognised gains and losses</b>						
Actuarial (losses) on defined benefit pension schemes	16	-	(317,000)	-	(317,000)	(24,000)
<b>Net movement in funds</b>		<b>(3,918)</b>	<b>(299,603)</b>	<b>(46,389)</b>	<b>(349,910)</b>	<b>22,396</b>
<b>Reconciliation of funds</b>						
Total funds brought forward		146,910	(401,129)	2,332,255	2,078,036	2,055,640
Total funds carried forward		142,992	(700,732)	2,285,866	1,728,126	2,078,036

# BARNBY DUN PRIMARY ACADEMY

## STATEMENT OF FINANCIAL ACTIVITIES (CONTINUED) INCLUDING INCOME AND EXPENDITURE ACCOUNT

FOR THE YEAR ENDED 31 AUGUST 2016

Comparative year information Year ended 31 August 2015	Notes	Unrestricted Funds £	Restricted funds: General £	Fixed asset £	Total 2015 £
<b>Income and endowments from:</b>					
Donations and capital grants	2	6,590	-	135,601	142,191
Charitable activities:					
- Funding for educational operations	3	44,770	1,332,036	-	1,376,806
Other trading activities	4	37,832	11,315	-	49,147
Investments	5	248	-	-	248
<b>Total income and endowments</b>		<u>89,440</u>	<u>1,343,351</u>	<u>135,601</u>	<u>1,568,392</u>
<b>Expenditure on:</b>					
Raising funds	6	998	-	-	998
Charitable activities:					
- Educational operations	7	59,869	1,410,534	50,595	1,520,998
<b>Total expenditure</b>	6	<u>60,867</u>	<u>1,410,534</u>	<u>50,595</u>	<u>1,521,996</u>
<b>Net income/(expenditure)</b>		28,573	(67,183)	85,006	46,396
Transfers between funds		-	(11,549)	11,549	-
<b>Other recognised gains and losses</b>					
Actuarial gains/(losses) on defined benefit pension schemes	16	-	(24,000)	-	(24,000)
<b>Net movement in funds</b>		28,573	(102,732)	96,555	22,396
<b>Reconciliation of funds</b>					
Total funds brought forward		118,337	(298,397)	2,235,700	2,055,640
Total funds carried forward		<u>146,910</u>	<u>(401,129)</u>	<u>2,332,255</u>	<u>2,078,036</u>

# BARNBY DUN PRIMARY ACADEMY


## BALANCE SHEET

AS AT 31 AUGUST 2016

	Notes	2016		2015	
		£	£	£	£
<b>Fixed assets</b>					
Tangible assets	11		2,281,491		2,332,255
<b>Current assets</b>					
Debtors	12	65,695		43,117	
Cash at bank and in hand		328,417		243,423	
		<u>394,112</u>		<u>286,540</u>	
<b>Current liabilities</b>					
Creditors: amounts falling due within one year	13	(201,477)		(131,759)	
<b>Net current assets</b>			192,635		154,781
<b>Net assets excluding pension liability</b>			<u>2,474,126</u>		<u>2,487,036</u>
Defined benefit pension liability	16		(746,000)		(409,000)
<b>Net assets</b>			<u>1,728,126</u>		<u>2,078,036</u>
<b>Funds of the academy:</b>					
<b>Restricted funds</b>	15				
- Fixed asset funds			2,285,866		2,332,255
- Restricted income funds			45,268		7,871
- Pension reserve			(746,000)		(409,000)
<b>Total restricted funds</b>			<u>1,585,134</u>		<u>1,931,126</u>
<b>Unrestricted income funds</b>	15		142,992		146,910
<b>Total funds</b>			<u>1,728,126</u>		<u>2,078,036</u>

The financial statements set out on pages 19 to 38 were approved by the board of governors and authorised for issue on 13 December 2016 and are signed on its behalf by:

Roy Hirst  
Chair



Company Number 08029445

# BARNBY DUN PRIMARY ACADEMY

## STATEMENT OF CASH FLOWS

FOR THE YEAR ENDED 31 AUGUST 2016

---

	Notes	2016 £	£	2015 £	£
<b>Cash flows from operating activities</b>					
Net cash provided by (used in) operating activities	18		(17,101)		19,547
<b>Cash flows from investing activities</b>					
Dividends, interest and rents from investments		289		248	
Capital grants from DfE and EFA		150,629		135,601	
Payments to acquire tangible fixed assets		(48,823)		(108,984)	
		<u>          </u>	102,095	<u>          </u>	26,865
<b>Change in cash and cash equivalents in the reporting period</b>			<u>84,994</u>		<u>46,412</u>
Cash and cash equivalents at 1 September 2015			<u>243,423</u>		<u>197,011</u>
<b>Cash and cash equivalents at 31 August 2016</b>			<u><u>328,417</u></u>		<u><u>243,423</u></u>



# BARNBY DUN PRIMARY ACADEMY

## NOTES TO THE FINANCIAL STATEMENTS

### FOR THE YEAR ENDED 31 AUGUST 2016

---

#### 1 Accounting policies

A summary of the principal accounting policies adopted (which have been applied consistently, except where noted), judgements and key sources of estimation uncertainty, is set out below.

##### 1.1 Basis of preparation

The financial statements of the academy, which is a public benefit entity under FRS 102, have been prepared under the historical cost convention in accordance with the Financial Reporting Standard Applicable in the UK and Republic of Ireland (FRS 102), the Accounting and Reporting by Charities: Statement of Recommended Practice applicable to charities preparing their financial statements in accordance with the Financial Reporting Standard applicable in the UK and Republic of Ireland (FRS 102) (Charities SORP (FRS 102)), the Academies Accounts Direction 2015 to 2016 issued by EFA, the Charities Act 2011 and the Companies Act 2006.

Barnby Dun Primary Academy meets the definition of a public benefit entity under FRS 102.

These financial statements for the year ended 31 August 2016 are the first financial statements of Barnby Dun Primary Academy prepared in accordance with FRS 102, The Financial Reporting Standard applicable in the UK and Republic of Ireland. The date of transition to FRS 102 was 1 September 2014. The reported financial position and financial performance for the previous period are not affected by the transition to FRS 102.

##### 1.2 Going concern

The governors assess whether the use of going concern is appropriate, ie whether there are any material uncertainties related to events or conditions that may cast significant doubt on the ability of the charitable company to continue as a going concern. The governors make this assessment in respect of a period of at least one year from the date of authorisation for issue of the financial statements and have concluded that the academy has adequate resources to continue in operational existence for the foreseeable future and there are no material uncertainties about the academy's ability to continue as a going concern. Thus they continue to adopt the going concern basis of accounting in preparing the financial statements.

##### 1.3 Income

All incoming resources are recognised when the academy has entitlement to the funds, the receipt is probable and the amount can be measured reliably.

###### Grants receivable

Grants are included in the statement of financial activities on a receivable basis. The balance of income received for specific purposes but not expended during the period is shown in the relevant funds on the balance sheet. Where income is received in advance of meeting any performance-related conditions there is not unconditional entitlement to the income and its recognition is deferred and included in creditors as deferred income until the performance-related conditions are met. Where entitlement occurs before income is received, the income is accrued.

General Annual Grant is recognised in full in the statement of financial activities in the period for which it is receivable, and any abatement in respect of the period is deducted from income and recognised as a liability.

Capital grants are recognised when there is entitlement and are not deferred over the life of the asset on which they are expended. Unspent amounts of capital grant are reflected in the balance in the restricted fixed asset fund.

###### Donations

Donations are recognised on a receivable basis (where there are no performance-related conditions) where the receipt is probable and the amount can be reliably measured.

# BARNBY DUN PRIMARY ACADEMY

## NOTES TO THE FINANCIAL STATEMENTS (CONTINUED)

FOR THE YEAR ENDED 31 AUGUST 2016

---

### 1 Accounting policies

(Continued)

#### Other income

Other income, including the hire of facilities, is recognised in the period it is receivable and to the extent the academy has provided the goods or services.

#### Donated goods, facilities and services

Goods donated for resale are included at fair value, being the expected proceeds from sale less the expected costs of sale. If it is practical to assess the fair value at receipt, it is recognised in stock and 'Income from other trading activities'. Upon sale, the value of the stock is charged against 'Income from other trading activities' and the proceeds are recognised as 'Income from other trading activities'. Where it is impractical to fair value the items due to the volume of low value items they are not recognised in the financial statements until they are sold. This income is recognised within 'Income from other trading activities'.

Where the donated good is a fixed asset it is measured at fair value, unless it is impractical to measure this reliably, in which case the cost of the item to the donor should be used. The gain is recognised as income from donations and a corresponding amount is included in the appropriate fixed asset category and depreciated over the useful economic life in accordance with the academy's accounting policies.

#### 1.4 Expenditure

Expenditure is recognised once there is a legal or constructive obligation to transfer economic benefit to a third party, it is probable that a transfer of economic benefits will be required in settlement, and the amount of the obligation can be measured reliably.

Expenditure is classified by activity. The costs of each activity are made up of the total of direct costs and shared costs, including support costs involved in undertaking each activity. Direct costs attributable to a single activity are allocated directly to that activity. Shared costs which contribute to more than one activity and support costs which are not attributable to a single activity are apportioned between those activities on a basis consistent with the use of resources. Central staff costs are allocated on the basis of time spent, and depreciation charges are allocated on the portion of the asset's use.

All resources expended are inclusive of irrecoverable VAT.

#### Expenditure on raising funds

These are costs incurred in attracting voluntary income, and those incurred in supplying goods and services at a charge.

#### Charitable activities

These are costs incurred on the academy's educational operations, including support costs and costs relating to the governance of the academy apportioned to charitable activities.

#### Governance costs

These include the costs attributable to the academy's compliance with constitutional and statutory requirements, including audit, strategic management, governors' meetings and reimbursed expenses.

# BARNBY DUN PRIMARY ACADEMY

## NOTES TO THE FINANCIAL STATEMENTS (CONTINUED)

### FOR THE YEAR ENDED 31 AUGUST 2016

---

#### 1 Accounting policies (Continued)

##### 1.5 Tangible fixed assets and depreciation

Assets costing £2,500 or more are capitalised as tangible fixed assets and are carried at cost, net of depreciation and any provision for impairment.

Where tangible fixed assets have been acquired with the aid of specific grants, either from the government or from the private sector, they are included in the balance sheet at cost and depreciated over their expected useful economic life. The related grants are credited to a restricted fixed asset fund in the statement of financial activities and carried forward in the balance sheet. Depreciation on such assets is charged to the restricted fixed asset fund in the statement of financial activities so as to reduce the fund over the useful economic life of the related asset on a basis consistent with the academy's depreciation policy.

Depreciation is provided on all tangible fixed assets other than freehold land, at rates calculated to write off the cost of each asset on a straight-line basis over its expected useful life, as follows:

Freehold Land and buildings	50 years
Computer equipment	4 years

Assets in the course of construction are included at cost. Depreciation on these assets is not charged until they are brought into use.

A review for impairment of a fixed asset is carried out if events or changes in circumstances indicate that the carrying value of any fixed asset may not be recoverable. Shortfalls between the carrying value of fixed assets and their recoverable amounts are recognised as impairments. Impairment losses are recognised in the statement of financial activities.

##### 1.6 Liabilities

Liabilities are recognised when there is an obligation at the balance sheet date as a result of a past event, it is probable that a transfer of economic benefit will be required in settlement, and the amount of the settlement can be estimated reliably. Liabilities are recognised at the amount that the academy anticipates it will pay to settle the debt or the amount it has received as advanced payments for the goods or services it must provide.

##### 1.7 Leasing and hire purchase commitments

Rentals payable under operating leases are charged against income on a straight line basis over the period of the lease.

##### 1.8 Taxation

The academy is considered to pass the tests set out in Paragraph 1 Schedule 6 of the Finance Act 2010 and therefore it meets the definition of a charitable company for UK corporation tax purposes. Accordingly, the academy is potentially exempt from taxation in respect of income or capital gains received within categories covered by chapter 3 part 11 of the Corporation Tax Act 2010 or Section 256 of the Taxation of Chargeable Gains Act 1992, to the extent that such income or gains are applied exclusively to charitable purposes.

##### 1.9 Pensions benefits

Retirement benefits to employees of the academy are provided by the Teachers' Pension Scheme ('TPS') and the Local Government Pension Scheme ('LGPS'). These are defined benefit schemes and the assets are held separately from those of the academy.

# BARNBY DUN PRIMARY ACADEMY

## NOTES TO THE FINANCIAL STATEMENTS (CONTINUED)

FOR THE YEAR ENDED 31 AUGUST 2016

---

### 1 Accounting policies

(Continued)

The TPS is an unfunded scheme and contributions are calculated so as to spread the cost of pensions over employees' working lives with the academy in such a way that the pension cost is a substantially level percentage of current and future pensionable payroll. The contributions are determined by the Government Actuary on the basis of quadrennial valuations using a prospective unit credit method. As stated in note 16, the TPS is a multi-employer scheme and there is insufficient information available to use defined benefit accounting. The TPS is therefore treated as a defined contribution scheme for accounting purposes and the contributions are recognised in the period to which they relate.

The LGPS is a funded scheme and the assets are held separately from those of the academy in separate trustee administered funds. Pension scheme assets are measured at fair value and liabilities are measured on an actuarial basis using the projected unit credit method and discounted at a rate equivalent to the current rate of return on a high quality corporate bond of equivalent term and currency to the liabilities. The actuarial valuations are obtained at least triennially and are updated at each balance sheet date. The amounts charged to operating surplus are the current service costs and the costs of scheme introductions, benefit changes, settlements and curtailments. They are included as part of staff costs as incurred. Net interest on the net defined benefit liability/asset is also recognised in the statement of financial activities and comprises the interest cost on the defined benefit obligation and interest income on the scheme assets, calculated by multiplying the fair value of the scheme assets at the beginning of the period by the rate used to discount the benefit obligations. The difference between the interest income on the scheme assets and the actual return on the scheme assets is recognised in other recognised gains and losses. Actuarial gains and losses are recognised immediately in other recognised gains and losses.

#### 1.10 Fund accounting

Unrestricted income funds represent those resources which may be used towards meeting any of the charitable objects of the academy at the discretion of the governors.

Restricted fixed asset funds are resources which are to be applied to specific capital purposes imposed by the Education Funding Agency where the asset acquired or created is held for a specific purpose.

Restricted general funds comprise all other restricted funds received and include grants from the Education Funding Agency.

#### 1.11 Critical accounting estimates and areas of judgement

Accounting estimates and judgements are continually evaluated and are based on historical experience and other factors, including expectations of future events that are believed to be reasonable under the circumstances.

##### Critical accounting estimates and assumptions

The academy makes estimates and assumptions concerning the future. The resulting accounting estimates and assumptions will, by definition, seldom equal the related actual results. The estimates and assumptions that have a significant risk of causing a material adjustment to the carrying amounts of assets and liabilities within the next financial year are discussed below.

The present value of the Local Government Pension Scheme defined benefit liability depends on a number of factors that are determined on an actuarial basis using a variety of assumptions. The assumptions used in determining the net cost or income for pensions include the discount rate. Any changes in these assumptions, which are disclosed in note 16, will impact the carrying amount of the pension liability. Furthermore a roll forward approach which projects results from the latest full actuarial valuation performed at 31 March 2013 has been used by the actuary in valuing the pensions liability at 31 August 2016. Any differences between the figures derived from the roll forward approach and a full actuarial valuation would impact on the carrying amount of the pension liability.

# BARNBY DUN PRIMARY ACADEMY

## NOTES TO THE FINANCIAL STATEMENTS (CONTINUED)

FOR THE YEAR ENDED 31 AUGUST 2016

### 1 Accounting policies (Continued)

#### Critical areas of judgement

The area of judgement critical to the academy trust's financial statements is determining the accounting treatment of grants receivable and the extent conditions have been met in relation to performance based grants.

### 2 Donations and capital grants

	Unrestricted funds £	Restricted funds £	Total 2016 £	Total 2015 £
Capital grants	-	150,629	150,629	135,601
Other donations	6,204	-	6,204	6,590
	<u>6,204</u>	<u>150,629</u>	<u>156,833</u>	<u>142,191</u>

### 3 Funding for the academy's educational operations

	Unrestricted funds £	Restricted funds £	Total 2016 £	Total 2015 £
<b>DfE / EFA grants</b>				
General annual grant (GAG)	-	1,227,551	1,227,551	1,242,546
Other DfE / EFA grants	-	49,018	49,018	62,005
	<u>-</u>	<u>1,276,569</u>	<u>1,276,569</u>	<u>1,304,551</u>
<b>Other government grants</b>				
Local authority grants	-	20,896	20,896	23,325
	<u>-</u>	<u>20,896</u>	<u>20,896</u>	<u>23,325</u>
<b>Other funds</b>				
Other incoming resources	46,317	-	46,317	48,930
	<u>46,317</u>	<u>-</u>	<u>46,317</u>	<u>48,930</u>
<b>Total funding</b>	<u>46,317</u>	<u>1,297,465</u>	<u>1,343,782</u>	<u>1,376,806</u>

### 4 Other trading activities

	Unrestricted funds £	Restricted funds £	Total 2016 £	Total 2015 £
Hire of facilities	2,685	-	2,685	3,454
Parental contributions	15,892	19,545	35,437	25,991
Other income	30,719	-	30,719	19,702
	<u>49,296</u>	<u>19,545</u>	<u>68,841</u>	<u>49,147</u>

# BARNBY DUN PRIMARY ACADEMY

## NOTES TO THE FINANCIAL STATEMENTS (CONTINUED)

FOR THE YEAR ENDED 31 AUGUST 2016

<b>5</b>	<b>Investment income</b>					
		Unrestricted funds £	Restricted funds £	Total 2016 £	Total 2015 £	
	Short term deposits	289	-	289	248	
<b>6</b>	<b>Expenditure</b>					
		Staff costs £	Premises costs £	Other costs £	Total 2016 £	Total 2015 £
	<b>Academy's educational operations</b>					
	- Direct costs	920,705	48,072	77,360	1,046,137	1,070,590
	- Allocated support costs	155,966	203,384	196,142	555,492	450,408
		<u>1,076,671</u>	<u>251,456</u>	<u>273,502</u>	<u>1,601,629</u>	<u>1,520,998</u>
	<b>Other expenditure</b>					
	Raising funds	1,026	-	-	1,026	998
		<u>1,077,697</u>	<u>251,456</u>	<u>273,502</u>	<u>1,602,655</u>	<u>1,521,996</u>
	<b>Net income/(expenditure) for the year includes:</b>			<b>2016</b>	<b>2015</b>	
				£	£	
	Fees payable to auditor for:					
	- Audit			4,775	4,635	
	- Other services			1,845	1,845	
	Operating lease rentals			6,682	10,253	
	Depreciation of tangible fixed assets			53,877	50,595	
<b>7</b>	<b>Charitable activities</b>					
		Unrestricted funds £	Restricted funds £	Total 2016 £	Total 2015 £	
	Direct costs - educational operations	6,957	1,039,180	1,046,137	1,070,590	
	Support costs - educational operations	98,041	457,451	555,492	450,408	
		<u>104,998</u>	<u>1,496,631</u>	<u>1,601,629</u>	<u>1,520,998</u>	

# BARNBY DUN PRIMARY ACADEMY

## NOTES TO THE FINANCIAL STATEMENTS (CONTINUED)

FOR THE YEAR ENDED 31 AUGUST 2016

### 7 Charitable activities (Continued)

	2016	2015
	£	£
<b>Analysis of support costs</b>		
Support staff costs	153,755	155,444
Depreciation and amortisation	5,805	5,194
Technology costs	8,170	5,526
Premises costs	203,384	82,596
Other support costs	174,075	192,629
Governance costs	10,303	9,019
	<u>555,492</u>	<u>450,408</u>

### 8 Staff costs

	2016	2015
	£	£
Wages and salaries	863,327	893,250
Social security costs	54,052	49,688
Other pension costs	159,281	147,062
	<u>1,076,660</u>	<u>1,090,000</u>
Supply teacher costs	-	13,032
Compensation payments	-	12,800
Staff development and other staff costs	1,037	5,962
	<u>1,077,697</u>	<u>1,121,794</u>

The average number of persons (including senior management team) employed by the academy during the year expressed as full time equivalents was as follows:

	2016	2015	2016	2015
	Number	Number	Number	Number
	FTE	FTE	Headcount	Headcount
Teachers	12	12	14	13
Administration and support	18	20	39	46
Management	3	3	3	3
	<u>33</u>	<u>35</u>	<u>56</u>	<u>62</u>

The number of employees whose annual remuneration was £60,000 or more was:

	2016	2015
	Number	Number
£65,001 - £70,000	<u>1</u>	<u>1</u>

# BARNBY DUN PRIMARY ACADEMY

## NOTES TO THE FINANCIAL STATEMENTS (CONTINUED)

FOR THE YEAR ENDED 31 AUGUST 2016

### 8 Staff costs (Continued)

Of the employees above, the number participating in pension schemes and the employers' contributions paid on their behalf were as follows:

		2016	2015
Teachers' Pension Scheme	Numbers	1	1
	£	10,820	9,258
		<u>          </u>	<u>          </u>

### 9 Governors' remuneration and expenses

One or more governors has been paid remuneration or has received other benefits from an employment with the academy. The principal and other staff governors only receive remuneration in respect of services they provide undertaking the roles of principal and staff members under their contracts of employment, and not in respect of their services as governors. Other governors did not receive any payments, other than expenses, from the academy in respect of their role as governors.

The value of governors' remuneration and other benefits was as follows:

	Remuneration		Employers' pension contributions	
	2016	2015	2016	2015
C Rbinson (headteacher and governor)	£65,000 to £70,000	£60,000 to £65,000	£10,000 to £15,000	£5,000 to £10,000
V Pedder (staff governor)	£10,000 to £15,000	£40,000 to £45,000	£0 to £5,000	£5,000 to £10,000
P Harrison (staff governor)	£25,000 to £30,000	£25,000 to £30,000	£0 to £5,000	£0 to £5,000
C May (staff governor)	£40,000 to £45,000	£30,000 to £35,000	£5,000 to £10,000	£0 to £5,000

During the year ended 31 August 2016 (and the year ended 31 August 2015) no payments were made to trustees to reimburse expenses.

### 10 Governors and officers insurance

In accordance with normal commercial practice, the academy has purchased insurance to protect governors and officers from claims arising from negligent acts, errors or omissions occurring whilst on academy business. The insurance provides cover up to £1,000,000 on any one claim and the cost for the year ended 31 August 2016 was £488 (2015: £597).



# BARNBY DUN PRIMARY ACADEMY

## NOTES TO THE FINANCIAL STATEMENTS (CONTINUED)

FOR THE YEAR ENDED 31 AUGUST 2016

### 11 Tangible fixed assets

	Freehold Land and buildings	Computer equipment	Total
	£	£	£
<b>Cost</b>			
At 1 September 2015	2,465,594	20,775	2,486,369
Additions	-	3,113	3,113
At 31 August 2016	2,465,594	23,888	2,489,482
<b>Depreciation</b>			
At 1 September 2015	147,416	6,698	154,114
Charge for the year	48,072	5,805	53,877
At 31 August 2016	195,488	12,503	207,991
<b>Net book value</b>			
At 31 August 2016	2,270,106	11,385	2,281,491
At 31 August 2015	2,318,178	14,077	2,332,255

### 12 Debtors

	2016	2015
	£	£
VAT recoverable	23,088	6,239
Prepayments and accrued income	42,607	36,878
	65,695	43,117

### 13 Creditors: amounts falling due within one year

	2016	2015
	£	£
Trade creditors	75,217	29,959
Other creditors	-	891
Accruals and deferred income	126,260	100,909
	201,477	131,759

# BARNBY DUN PRIMARY ACADEMY

## NOTES TO THE FINANCIAL STATEMENTS (CONTINUED)

### FOR THE YEAR ENDED 31 AUGUST 2016

<b>14</b>	<b>Deferred income</b>					<b>2016</b>	<b>2015</b>
						<b>£</b>	<b>£</b>
	Deferred income is included within:						
	Creditors due within one year					65,351	39,053
	Deferred income at 1 September 2015					39,053	19,935
	Released from previous years					(39,053)	(19,935)
	Amounts deferred in the year					65,351	39,053
	<b>Deferred income at 31 August 2016</b>					<b>65,351</b>	<b>39,053</b>
<b>15</b>	<b>Funds</b>						
		<b>Balance at 1</b>	<b>Incoming</b>	<b>Resources</b>	<b>Gains, losses</b>	<b>Balance at 31</b>	
		<b>September</b>	<b>resources</b>	<b>expended</b>	<b>&amp; transfers</b>	<b>August 2016</b>	
		<b>2015</b>					
		<b>£</b>	<b>£</b>	<b>£</b>	<b>£</b>	<b>£</b>	
	<b>Restricted general funds</b>						
	General Annual Grant	7,871	1,227,551	(1,333,295)	143,141	45,268	
	Other DfE / EFA grants	-	49,018	(49,018)	-	-	
	Other government grants	-	20,896	(20,896)	-	-	
	Other restricted funds	-	19,545	(19,545)	-	-	
	Funds excluding pensions	7,871	1,317,010	(1,422,754)	143,141	45,268	
	Pension reserve	(409,000)	-	(20,000)	(317,000)	(746,000)	
		(401,129)	1,317,010	(1,442,754)	(173,859)	(700,732)	
	<b>Restricted fixed asset funds</b>						
	DfE / EFA capital grants	150,610	150,629	(8,537)	(143,141)	149,561	
	Inherited funds	2,181,645	-	(45,340)	-	2,136,305	
		2,332,255	150,629	(53,877)	(143,141)	2,285,866	
	<b>Total restricted funds</b>	<b>1,931,126</b>	<b>1,467,639</b>	<b>(1,496,631)</b>	<b>(317,000)</b>	<b>1,585,134</b>	
	<b>Unrestricted funds</b>						
	General funds	146,910	102,106	(106,024)	-	142,992	
	<b>Total funds</b>	<b>2,078,036</b>	<b>1,569,745</b>	<b>(1,602,655)</b>	<b>(317,000)</b>	<b>1,728,126</b>	

# BARNBY DUN PRIMARY ACADEMY

## NOTES TO THE FINANCIAL STATEMENTS (CONTINUED)

FOR THE YEAR ENDED 31 AUGUST 2016

---

### 15 Funds

(Continued)

The specific purposes for which the funds are to be applied are as follows:

Restricted general funds are those resources that have been designated restricted by the grant or other income provider in meeting the objectives of the academy trust.

Restricted fixed asset funds are those funds relating to the long term assets of the academy trust used in delivering the objectives of the academy.

Unrestricted funds are funds which the governing body may use in pursuance of the academy trust's objectives and are expendable at the discretion of the Governors.

Under the funding agreement with the Secretary of State, the academy trust was not subject to a limit on the amount of GAG that it could carry forward at 31 August 2016.

### 16 Pensions and similar obligations

The academy's employees belong to two principal pension schemes: the Teachers' Pension Scheme England and Wales (TPS) for academic and related staff; and the Local Government Pension Scheme (LGPS) for non-teaching staff, which is managed by South Yorkshire Pension Fund. Both are multi-employer defined benefit schemes.

The pension costs are assessed in accordance with the advice of independent qualified actuaries. The latest actuarial valuation of the TPS related to the period ended 31 March 2012 and that of the LGPS related to the period ended 31 March 2013.

There were no outstanding or prepaid contributions at either the beginning or the end of the financial year.

#### Teachers' Pension Scheme

##### Introduction

The Teachers' Pension Scheme (TPS) is a statutory, contributory, defined benefit scheme, governed by the Teachers' Pensions Regulations (2010) and, from 1 April 2014, by the Teachers' Pension Scheme Regulations 2014. Membership is automatic for full-time teachers in academies and, from 1 January 2007, automatic for teachers in part-time employment following appointment or a change of contract, although they are able to opt out.

The TPS is an unfunded scheme and members contribute on a 'pay as you go' basis - these contributions along with those made by employers are credited to the Exchequer. Retirement and other pension benefits are paid by public funds provided by Parliament.

##### Valuation of the Teachers' Pension Scheme

Not less than every four years the Government Actuary, using normal actuarial principles, conducts a formal actuarial review of the TPS in accordance with the Public Service Pensions (Valuations and Employer Cost Cap) Directions 2014 published by HM Treasury. The aim of the review is to specify the level of future contributions. Actuarial scheme valuations are dependent on assumptions about the value of future costs, design of benefits and many other factors. The latest actuarial valuation of the TPS was carried out as at 31 March 2012 and in accordance with the Public Service Pensions (Valuations and Employer Cost Cap) Directions 2014. The valuation report was published by the Department for Education on 9 June 2014.

# BARNBY DUN PRIMARY ACADEMY

## NOTES TO THE FINANCIAL STATEMENTS (CONTINUED)

### FOR THE YEAR ENDED 31 AUGUST 2016

#### 16 Pensions and similar obligations

(Continued)

The key elements of the valuation and subsequent consultation are:

- employer contribution rates set at 16.48% of pensionable pay (including a 0.08% employer administration charge (currently 14.1%))
- total scheme liabilities (pensions currently in payment and the estimated cost of future benefits) for service to the effective date of £191,500 million, and notional assets (estimated future contributions together with the notional investments held at the valuation date) of £176,600 million giving a notional past service deficit of £14,900 million
- an employer cost cap of 10.9% of pensionable pay will be applied to future valuations
- the assumed real rate of return is 3.0% in excess of prices and 2% in excess of earnings. The rate of real earnings growth is assumed to be 2.75%. The assumed nominal rate of return is 5.06%

During the previous year the employer contribution rate was 14.1%. The TPS valuation for 2012 determined an employer rate of 16.4%, which was payable from September 2015. The next valuation of the TPS will be as at March 2016, whereupon the employer contribution rate is expected to be reassessed and will be payable from 1 April 2019.

The pension costs paid to the TPS in the period amounted to £88,842 (2015: £77,545).

A copy of the valuation report and supporting documentation is on the Teachers' Pensions website.

Under the definitions set out in FRS 102, the TPS is a multi-employer pension scheme. The trust has accounted for its contributions to the scheme as if it were a defined contribution scheme. The trust has set out above the information available on the scheme.

#### Local Government Pension Scheme

The LGPS is a funded defined-benefit scheme, with the assets held in separate trustee-administered funds. The total contributions are as noted below. The agreed contribution rates for future years are 14.9% for employers and 5.5 to 12.5% for employees. The estimated value of employer contributions for the forthcoming year is £67,000.

The scheme is in deficit and Barnby Dun Primary Academy has entered into an agreement with the trustees to make additional contributions in addition to normal funding levels. The amount agreed for 2015-2016 is £20,600 and 2016-2017 £21,100. It is anticipated that the additional contributions will be paid over many years.

Parliament has agreed, at the request of the Secretary of State for Education, to a guarantee that, in the event of academy closure, outstanding Local Government Pension Scheme liabilities would be met by the Department for Education. The guarantee came into force on 18 July 2013.

Total contributions made	2016 £	2015 £
Employer's contributions	64,000	67,000
Employees' contributions	17,000	18,000
Total contributions	<u>81,000</u>	<u>85,000</u>

# BARNBY DUN PRIMARY ACADEMY

## NOTES TO THE FINANCIAL STATEMENTS (CONTINUED)

### FOR THE YEAR ENDED 31 AUGUST 2016

#### 16 Pensions and similar obligations (Continued)

Principal actuarial assumptions	2016	2015
	%	%
Rate of increases in salaries	3.55	4.05
Rate of increase for pensions in payment	1.9	2.3
Discount rate	2.1	4.0
Inflation assumption (CPI)	1.8	2.3

#### Sensitivity Analysis as at 31 August 2016

Disclosure item	Central	Sensitivity 1	Sensitivity 2	Sensitivity 3
		+0.1% pa discount rate	+0.1% pa inflation	1 year increase in life expectancy
	£'000	£'000	£'000	£'000
Liabilities	1,389	1,357	1,421	1,413
Assets	(643)	(643)	(643)	(643)
Deficit/(Surplus)	746	714	778	770
Projected service cost for next year	105	102	108	107
Projected interest cost for next year	15	15	16	16

The current mortality assumptions include sufficient allowance for future improvements in mortality rates. The assumed life expectations on retirement age 65 are:

	2016	2015
	Years	Years
Retiring today		
- Males	23	23
- Females	25.7	25.6
Retiring in 20 years		
- Males	25.4	25.3
- Females	28.5	28.4

# BARNBY DUN PRIMARY ACADEMY

## NOTES TO THE FINANCIAL STATEMENTS (CONTINUED)

FOR THE YEAR ENDED 31 AUGUST 2016

16 Pensions and similar obligations	(Continued)	
The academy's share of the assets in the scheme	2016 Fair value £	2015 Fair value £
Equities	375,000	281,000
Government bonds	96,000	67,000
Other bonds	40,000	28,000
Cash/liquidity	11,000	8,000
Property	71,000	54,000
Other assets	50,000	33,000
<b>Total market value of assets</b>	<b>643,000</b>	<b>471,000</b>
Actual return on scheme assets - gain/(loss)	100,000	(12,000)
Amounts recognised in the statement of financial activities	2016 £	2015 £
Current service cost (net of employee contributions)	68,000	70,000
Net interest cost	16,000	15,000
Changes in the present value of defined benefit obligations		2016 £
Obligations at 1 September 2015		880,000
Current service cost		68,000
Interest cost		35,000
Employee contributions		17,000
Actuarial loss		398,000
Benefits paid		(9,000)
At 31 August 2016		1,389,000
Changes in the fair value of the academy's share of scheme assets		2016 £
Assets at 1 September 2015		471,000
Interest income		19,000
Return on plan assets (excluding amounts included in net interest):		
Actuarial gain		81,000
Employer contributions		64,000
Employee contributions		17,000
Benefits paid		(9,000)
At 31 August 2016		643,000

# BARNBY DUN PRIMARY ACADEMY

## NOTES TO THE FINANCIAL STATEMENTS (CONTINUED)

FOR THE YEAR ENDED 31 AUGUST 2016

### 17 Analysis of net assets between funds

	Unrestricted	Restricted funds:		Total
	Funds	General	Fixed asset	2016
	£	£	£	£
Fund balances at 31 August 2016 are represented by:				
Tangible fixed assets	-	-	2,281,491	2,281,491
Current assets	142,992	129,280	121,840	394,112
Creditors falling due within one year	-	(84,012)	(117,465)	(201,477)
Defined benefit pension liability	-	(746,000)	-	(746,000)
	<u>142,992</u>	<u>(700,732)</u>	<u>2,285,866</u>	<u>1,728,126</u>

### 18 Reconciliation of net income/(expenditure) to net cash flows from operating activities

	2016	2015
	£	£
Net income/(expenditure) for the reporting period	(32,910)	46,396
Adjusted for:		
Capital grants from DfE/EFA and other capital income	(150,629)	(135,601)
Investment income	(289)	(248)
Defined benefit pension costs less contributions payable	4,000	3,000
Defined benefit pension net finance cost/(income)	16,000	15,000
Depreciation of tangible fixed assets	53,877	50,595
(Increase)/decrease in debtors	(22,578)	(3,666)
Increase/(decrease) in creditors	115,428	44,071
Net cash used in operating activities	<u>(17,101)</u>	<u>19,547</u>

### 19 Commitments under operating leases

At 31 August 2016 the total future minimum lease payments under non-cancellable operating leases were as follows:

	2016	2015
	£	£
Amounts due within one year	7,732	5,586
Amounts due in two and five years	9,655	6,138
	<u>17,387</u>	<u>11,724</u>

# BARNBY DUN PRIMARY ACADEMY

## NOTES TO THE FINANCIAL STATEMENTS (CONTINUED)

FOR THE YEAR ENDED 31 AUGUST 2016

### 20 Related party transactions

Owing to the nature of the academy's operations and the composition of the board of governors being drawn from local public and private sector organisations, transactions may take place with organisations in which the academy has an interest. All transactions involving such organisations are conducted at arm's length and in accordance with the academy's financial regulations and normal procurement procedures.

With the exception of salary costs to staff governors, no related party transactions took place in the period of account.

### 21 Members' liability

Each member of the charitable company undertakes to contribute to the assets of the company in the event of it being wound up while he or she is a member, or within one year after he or she ceases to be a member, such amount as may be required, not exceeding £10 for the debts and liabilities contracted before he or she ceases to be a member.

### 22 Reconciliations on adoption of FRS 102

#### Reconciliation of funds for the previous financial period

		1 September 2014	31 August 2015
	Notes	£	£
Funds as reported under previous UK GAAP		2,055,640	2,078,036
Adjustments arising from transition to FRS 102:			
Actuarial loss on pension scheme assets	1	-	8,000
Interest on plan assets	1	-	(8,000)
Funds reported under FRS 102		<u>2,055,640</u>	<u>2,078,036</u>

#### Reconciliation of net income for the previous financial period

		2015 £
	Notes	
Net income as reported under previous UK GAAP		22,396
Adjustments arising from transition to FRS 102:		
Actuarial loss on pension scheme assets	1	8,000
Interest on plan assets	1	(8,000)
Net income reported under FRS 102		<u>22,396</u>

#### Notes to reconciliations on adoption of FRS 102

The adjustment results from the different actuarial valuation under FRS102.