






2016-2017 Key Stage 1 school and national level data

This table shows the percentage of eligible children at Roach Vale Primary School achieving each level, compared to national end of Key Stage 1 teacher assessment levels. The shaded sections of the table represent 2014 national teacher assessment data for core subjects.

Figures may not total 100 per cent because of rounding.

Teacher assessment results									
Percentage at each level:									
	W	1	2	2C	2B	2A	3 or above	Disapplied children	Absent children
Speaking and Listening	0	0	0				0	0	0
	2	9	66				24	0	0
Reading	0	0		0	0	0	0	0	0
	2	8		9	23	27	30	0	0
Writing	0	0		0	0	0	0	0	0
	2	11		16	30	23	16	0	0
Maths	0	0		0	0	0	0	0	0
	1	6		12	27	29	24	0	0
Science	0	0	0				0	0	0
	2	8	68				22	0	-

Key:

- W represents pupils who are working towards level 1, but have not yet achieved the standards needed for level 1
-  school data
-  national data for 2014
-  not applicable