

Survey: Pupil Survey - June 2017

Report By: All Respondents

Difference from: 98,330 pupils from 240 providers (EB)
 Report style: Graphical with External Benchmark, Rated, Questionnaire order
 Filtered by: All Respondents {All Data}
 Respondents: 152

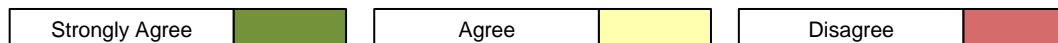


The School

	Return Count	Agree%	0%	20%	40%	60%	80%	100%	Rating	Difference	Upper Quartile - A	Lower Quartile - D
1 I like school	149	95							76	-2		•
2 This is a good school	65	97							93	+8	•	
3 Helped manage my feelings and feel good	84	89							72	-1		•
4 I have friends at this school	148	98							91	-2		•
5 Sch provides good range of additional activities	85	98							88	+7	•	
6 The school teaches me how to keep healthy	147	97							84	+2		•
7 I am helped to do lots of PE and games	149	99							88	+5	•	
8 I enjoy taking part in additional activities	85	96							84	+3		•
9 Homework helps me understand & improve	84	90							75	+8		•
10 Additonal activities help self-confidence to grow	84	89							67	-3		•
11 Talk about foods that are good for us at school	148	95							83	+4		•
Summary	95	95							82	+2		•

My Lessons and Teachers

12 My lessons are interesting and fun	85	92							74	+3		•
13 My teachers are good	65	100							99	+8	•	
14 I understand my teachers	65	97							89	+3		•
15 My teachers help me to improve my work	148	98							91	=		•
16 Tell my teachers if my work gets too hard	150	97							91	+5	•	
17 I find it easy to get on with my work in class	80	81							59	-1		•



Survey: Pupil Survey - June 2017

Report By: All Respondents

Difference from: 98,330 pupils from 240 providers (EB)
 Report style: Graphical with External Benchmark, Rated, Questionnaire order
 Filtered by: All Respondents {All Data}
 Respondents: 152




My Lessons and Teachers

	Return Count	Agree%	0%	20%	40%	60%	80%	100%	Rating	Difference	Upper Quartile - A	Lower Quartile - D
18 I get help when I am stuck	149	98							89	=		●
19 I know how to behave in school	149	99							96	+4	●	
20 I know what I need to do to improve my work	149	96							84	+1		●
21 I know I am doing my best	85	95							81	-7		●
22 I think I am doing well at school	149	96							85	+1		●
23 I am proud of my work	149	99							89	+4		●
24 My teachers are kind and friendly	150	96							88	-1		●
25 I have lots of things to play with in school	65	98							96	+3		●
26 I like reading	65	94							88	n/a		
27 I like writing	65	94							87	n/a		
28 I like maths	65	91							88	n/a		
29 I enjoy working with a group	65	98							94	n/a		
30 I learn well when working with a group	65	100							98	n/a		
31 I like to share my ideas	65	92							87	n/a		
Summary		96							88	+1		●

The School Community

32 I do lots of different things in our school	65	98							95	=		●
33 Teachers and the children are kind to me	149	99							90	+3		●
34 I feel I am listened to	84	89							68	-5		●



Survey: Pupil Survey - June 2017

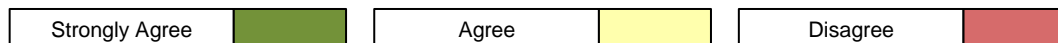
Report By: All Respondents

Difference from: 98,330 pupils from 240 providers (EB)
 Report style: Graphical with External Benchmark, Rated, Questionnaire order
 Filtered by: All Respondents {All Data}
 Respondents: 152



The School Community

	Return Count	Agree%	0%	20%	40%	60%	80%	100%	Rating	Difference	Upper Quartile - A	Lower Quartile - D
35 I feel safe at school	148	100							90	+4		●
36 I know who can help me if I get hurt	148	100							96	+5	●	
37 The other children are kind to me at school	65	98							92	+21	●	
38 School helps people diff backgrounds get on	85	94							78	-4		●
39 My teachers are fair to all of us in our class	150	99							90	+3		●
40 The children at our school are friendly	65	97							90	n/a		
41 I am asked for my views about things in school	84	86							70	-7		●
42 Always things to do at lunch and play times	149	95							86	+5		●
43 Grown-ups look after us at lunch time help me	149	96							83	+2		●
44 The classrooms are clean and tidy	148	85							69	-8		●
45 I am happy at our school	149	97							89	+3		●
Summary	96	85							85	+2		●



Survey: Pupil Survey - June 2017

Report By: **All Respondents**

Difference from: 98,330 pupils from 240 providers (EB)

Report style: Graphical with External Benchmark, Rated, Questionnaire order

Filtered by: All Respondents {All Data}

Respondents: 152



Ethnicity:		
Prefer not to answer	7	4.6%
Black African	0	0.0%
Black Caribbean	0	0.0%
Black other	1	0.7%
Bangladeshi	0	0.0%
Chinese	1	0.7%
Indian	0	0.0%
Pakistani	0	0.0%
White	65	42.8%
Other	7	4.6%
Not Answered	6	3.9%

I am a:		
Boy	79	52.0%
Girl	68	44.7%
Not Answered	5	3.3%

Do you have additional learning needs?		
Yes	8	5.3%
No	74	48.7%
Not Answered	5	3.3%

Do you have additional physical needs?		
Yes	5	3.3%
No	76	50.0%
Not Answered	6	3.9%

Religion or Belief		
No Religion	29	19.1%
Christian (including Church of England, Catholic, Protestant and ...)	19	12.5%
Buddhist	0	0.0%
Hindu	0	0.0%
Jewish	1	0.7%
Muslim	1	0.7%
Sikh	0	0.0%
Any other Religion	4	2.6%
Prefer Not to Answer	28	18.4%
Not Answered	5	3.3%

Survey: Pupil Survey - June 2017

Report By: **All Respondents**

Difference from: 98,330 pupils from 240 providers (EB)

Report style: Graphical with External Benchmark, Rated, Questionnaire order

Filtered by: All Respondents {All Data}

Respondents: 152



Contributors to the benchmark:

- | | | |
|---------------------------------------|---|---|
| Adel Primary School | Holy Cross Catholic Primary School | Sound & District Primary School |
| Ainsdale St John's CE Primary School | Holy Family Catholic Primary School (Southport) | Spindle Point Primary School |
| Applegarth Primary School | Holy Spirit Catholic And CE Primary School | Springfield Academy |
| Ashfield Junior School | Holy Trinity CE Primary School | Springwell Park Community Primary School |
| Austin Farm Primary School | Honilands Primary School | St Alban's Catholic Primary School |
| Barrow CE VC Primary School | Horwich Parish CE Primary School | St Albert's Catholic Primary School |
| Bedford Drive Primary School | Hotwells Primary School | St Andrew's CE VA Primary School |
| Bidston Avenue Primary School | Hutton Primary School | St Anthony's Catholic Primary School |
| Birkdale Primary School | Inglewood Junior School | St Chad's CE Primary School |
| Birstall Primary Academy | John Keble CE Primary School | St Ethelwold's VA Primary School |
| Bishopswood Infant School | Johnstonebridge School | St Giles' And St George's CE Primary School |
| Bishopswood Junior School | Kelvedon St. Mary's CE Primary Academy | St Helen's CE Primary School (Abbotsham) |
| Blackshaw Primary School | Kentmere Academy & Nursery | St James (Daisy Hill) CE Primary School |
| Blagdon Primary School | Kew Woods Primary School | St John's And St Clement's CE Primary School |
| Blue Coat CE Aided Junior School | Kingston Park Primary School | St John's CE Infant And Nursery School (Herts) |
| Booker Hill School | Lander Road Primary School | St Johns CE VC Primary School (Bristol) |
| Boothroyd Primary Academy | Landscore Primary School | St Joseph's Catholic Primary School (Cockermouth) |
| Botwell House Catholic Primary School | Langstone Primary School | St Luke's CE Primary School (Cannock) |
| Brackenwood Junior School | Leigham Primary School | St Luke's CE Primary School (Formby) |
| Brackla Primary School | Leverhulme Community Primary School | St Mary Magdalene CE Primary School |
| Bramcote Hills Primary School | Lipson Vale Primary School | St Mary's Bentworth CE Primary School |
| Bramhope Primary School | Littleton Green Community School | St Mary's CE VA Primary School, Yate |
| Brampford Speke CE Primary School | Llancarfan Primary School | St Maxentius CE Primary School |
| Bridgtown Primary School | Llangan Primary School | St Mungo School |
| Bridport Primary School | Lliswerry Primary School | St Peter's Smithills Dean CE Primary School |
| Brocks Hill Primary School | Lodge Farm JMI School | St Philip's CE Primary School |
| Brookside Primary School | Longford Primary School | St Robert Bellarmine Catholic Primary School |

Survey: Pupil Survey - June 2017

Report By: **All Respondents**

Difference from: 98,330 pupils from 240 providers (EB)

Report style: Graphical with External Benchmark, Rated, Questionnaire order

Filtered by: All Respondents {All Data}

Respondents: 152



Contributors to the benchmark:

Broom Leys School	Mablins Lane Community Primary School	St Stephen's CE Junior School, Soundwell
Brownmead Academy	Maes Yr Haul Primary School	St Swithun's CE Primary School
Brunel Primary Academy And Nursery	Maindee Primary School	St Theresa's Catholic Primary School
Burrington CE VA Primary School	Malpas Court Primary School	St Wilfrid's Catholic Primary School
Camelford Primary School	Malpas Park Primary School	Stanbridge Primary School
Cayley Primary School	Manadon Vale Primary School	Stanley Road Primary School
Charville Primary School Academy Trust	Mayhill Junior School	Stapeley Broad Lane CE Primary School
Cheam Fields Primary School	Melling Primary School	Stonebroom Primary And Nursery School
Christ Church CE VC Primary School, Hanham	Middlewich Primary School	Stuart Road Primary School
Church Drive Primary School	Millbrook Primary School	Symondsbury CE Primary School
Coppice Primary Academy	Millfields Primary School & Nursery	Tadley Community Primary School
Cornwood CE Primary School	Milnthorpe Primary School	The Cathedral School Of St Mary
Crumpsall Lane Primary School	Mount Primary School (Wirral)	The Federation Of Belle Vue Infant & Newport Junior School
Datchet St Mary's Primary Academy	Mount Street Primary School	The George Carey CE Primary School
Daven Primary School	Mount Wise Community Primary School	The Grange Primary School (Bootle)
Deeplish Primary Academy	Mowbray Primary School	The Grange Primary School (Scunthorpe)
Dr Triplett's CE Primary School	Nether Stowey CE Primary School	The Olive School, Blackburn
Driffield CE VC Infant School	Nethermill Primary School	The Olive School, Hackney
Eagley Junior School	New Milton Junior School	Thomas Gray Primary School
Eastergate CE Primary School	Northowram Primary School	Throckley Primary School
Edward Pauling Primary School	Norwood Primary School	Turnfurlong Junior School
Eggbuckland Vale Primary School	Our Lady And St Edward's Catholic Primary School	Undy Primary School
Eldon Primary School	Our Lady Star Of The Sea Catholic Primary School	Upperby Primary School
Emmanuel CE Primary School	Outwoods Primary School	Upton Junior School
English Martyrs' Catholic Primary School	Overchurch Infant School	Victoria Infant And Nursery School
Exe Valley Federation	Overchurch Junior School	Victoria Park Primary School

Survey: Pupil Survey - June 2017

Report By: **All Respondents**

Difference from: 98,330 pupils from 240 providers (EB)

Report style: Graphical with External Benchmark, Rated, Questionnaire order

Filtered by: All Respondents {All Data}

Respondents: 152



Contributors to the benchmark:

Faringdon Infant School
Farnborough Road Infant School
Farnborough Road Junior School
Farsley Springbank Junior School
Fender Primary School
Fieldhead Primary Academy
Forestdale Primary School
Frettenham Primary Partnership School
Gaer Primary School
Garden Primary School
Godolphin Junior School
Grassmoor Primary School
Greet Primary School
Griffin Primary School
Guillemont Junior School
Gurney Pease Academy
Hackbridge Primary School
Hainford Primary Partnership School
Hannah More Primary School
Haslington Primary School
Heath Primary School
Heathcoat Primary School
Heathfield Primary School
Henleaze Junior School
Hermitage Primary School

Parson Street Primary School
Pennine Way Primary School
Penyfai CIW Primary
Perth Y Terfyn Infants School
Pilsley Primary School
Pirehill First School
Plymouth Grove Primary School
Plympton St Maurice Primary School
Pollington-Balne CE Primary School
Pool CE Primary School
Portland Primary School
Rainford Brook Lodge Community Primary School
Rawcliffe Primary School
Raysfield Junior School
Regents Park Community Primary School
Rogate CE Primary School
Roundthorn Primary Academy
Rowanfield Infant School
Rownhams St John's CE Primary School
Rudheath Primary Academy
Salisbury Road Primary School
Sedbergh Primary School
Shakespeare Primary School
Shaugh Prior Primary School
Shibden Head Primary Academy

Victoria Road Primary School
Warren Farm Primary School
Warwick Road Junior Infant And Nursery School
Watermore Primary School
Welford Primary School
West Hill Primary School
West Kirby Primary School
West Oxford Community Primary School
West Town Primary Academy
West Wimbledon Primary School
Western Springs Primary School
Weston Village Primary School
Whitleigh Community Primary School
Wick CE VC Primary School
Widey Court Primary School
Windwhistle Primary School
Winsford High Street Community School
Wistaston Church Lane Academy
Woodcote Primary School
Woodford Primary School
Woodlands Academy Of Learning
Woodridge Primary School
Woodside Junior School
Wrenbury Primary School
Ysgol Gymraeg Bro Teyrn

Survey: Pupil Survey - June 2017

Report By: **All Respondents**

Difference from: 98,330 pupils from 240 providers (EB)

Report style: Graphical with External Benchmark, Rated, Questionnaire order

Filtered by: All Respondents {All Data}

Respondents: 152



The School

	Return Count	Strongly Agree	Agree	Disagree	Strongly Disagree	Not Answered
1 I like school	149	86 56.6%	55 36.2%	4 2.6%	4 2.6%	3 2.0%
2 This is a good school	65	58 89.2%	5 7.7%	0 0.0%	2 3.1%	0 0.0%
3 Helped manage my feelings and feel good	84	46 52.9%	29 33.3%	7 8.0%	2 2.3%	3 3.4%
4 I have friends at this school	148	125 82.2%	20 13.2%	2 1.3%	1 0.7%	4 2.6%
5 Sch provides good range of additional activities	85	66 75.9%	17 19.5%	2 2.3%	0 0.0%	2 2.3%
6 The school teaches me how to keep healthy	147	105 69.1%	37 24.3%	2 1.3%	3 2.0%	5 3.3%
7 I am helped to do lots of PE and games	149	114 75.0%	33 21.7%	1 0.7%	1 0.7%	3 2.0%
8 I enjoy taking part in additional activities	85	61 70.1%	21 24.1%	2 2.3%	1 1.1%	2 2.3%
9 Homework helps me understand & improve	84	50 57.5%	26 29.9%	7 8.0%	1 1.1%	3 3.4%
10 Additional activities help self-confidence to grow	84	38 43.7%	37 42.5%	7 8.0%	2 2.3%	3 3.4%
11 Talk about foods that are good for us at school	148	105 69.1%	35 23.0%	4 2.6%	4 2.6%	4 2.6%

My Lessons and Teachers

12 My lessons are interesting and fun	85	48 55.2%	30 34.5%	6 6.9%	1 1.1%	2 2.3%
13 My teachers are good	65	64 98.5%	1 1.5%	0 0.0%	0 0.0%	0 0.0%
14 I understand my teachers	65	53 81.5%	10 15.4%	0 0.0%	2 3.1%	0 0.0%
15 My teachers help me to improve my work	148	123 80.9%	22 14.5%	1 0.7%	2 1.3%	4 2.6%
16 Tell my teachers if my work gets too hard	150	126 82.9%	20 13.2%	0 0.0%	4 2.6%	2 1.3%
17 I find it easy to get on with my work in class	80	29 33.3%	36 41.4%	10 11.5%	5 5.7%	7 8.0%
18 I get help when I am stuck	149	120 78.9%	26 17.1%	2 1.3%	1 0.7%	3 2.0%
19 I know how to behave in school	149	137 90.1%	11 7.2%	1 0.7%	0 0.0%	3 2.0%
20 I know what I need to do to improve my work	149	106 69.7%	37 24.3%	3 2.0%	3 2.0%	3 2.0%

Survey: Pupil Survey - June 2017

Report By: **All Respondents**

Difference from: 98,330 pupils from 240 providers (EB)

Report style: Graphical with External Benchmark, Rated, Questionnaire order

Filtered by: All Respondents {All Data}

Respondents: 152



My Lessons and Teachers

	Return Count	Strongly Agree	Agree	Disagree	Strongly Disagree	Not Answered
21 I know I am doing my best	85	56 64.4%	25 28.7%	3 3.4%	1 1.1%	2 2.3%
22 I think I am doing well at school	149	111 73.0%	32 21.1%	2 1.3%	4 2.6%	3 2.0%
23 I am proud of my work	149	117 77.0%	30 19.7%	0 0.0%	2 1.3%	3 2.0%
24 My teachers are kind and friendly	150	119 78.3%	25 16.4%	4 2.6%	2 1.3%	2 1.3%
25 I have lots of things to play with in school	65	61 93.8%	3 4.6%	0 0.0%	1 1.5%	0 0.0%
26 I like reading	65	54 83.1%	7 10.8%	0 0.0%	4 6.2%	0 0.0%
27 I like writing	65	52 80.0%	9 13.8%	0 0.0%	4 6.2%	0 0.0%
28 I like maths	65	55 84.6%	4 6.2%	0 0.0%	6 9.2%	0 0.0%
29 I enjoy working with a group	65	58 89.2%	6 9.2%	0 0.0%	1 1.5%	0 0.0%
30 I learn well when working with a group	65	62 95.4%	3 4.6%	0 0.0%	0 0.0%	0 0.0%
31 I like to share my ideas	65	53 81.5%	7 10.8%	0 0.0%	5 7.7%	0 0.0%

The School Community

32 I do lots of different things in our school	65	59 90.8%	5 7.7%	0 0.0%	1 1.5%	0 0.0%
33 Teachers and the children are kind to me	149	120 78.9%	27 17.8%	1 0.7%	1 0.7%	3 2.0%
34 I feel I am listened to	84	40 46.0%	35 40.2%	7 8.0%	2 2.3%	3 3.4%
35 I feel safe at school	148	117 77.0%	31 20.4%	0 0.0%	0 0.0%	4 2.6%
36 I know who can help me if I get hurt	148	135 88.8%	13 8.6%	0 0.0%	0 0.0%	4 2.6%
37 The other children are kind to me at school	65	55 84.6%	9 13.8%	0 0.0%	1 1.5%	0 0.0%
38 School helps people diff backgrounds get on	85	53 60.9%	27 31.0%	5 5.7%	0 0.0%	2 2.3%
39 My teachers are fair to all of us in our class	150	121 79.6%	28 18.4%	1 0.7%	0 0.0%	2 1.3%
40 The children at our school are friendly	65	54 83.1%	9 13.8%	0 0.0%	2 3.1%	0 0.0%

Survey: Pupil Survey - June 2017

Report By: **All Respondents**

Difference from: 98,330 pupils from 240 providers (EB)

Report style: Graphical with External Benchmark, Rated, Questionnaire order

Filtered by: All Respondents {All Data}

Respondents: 152



The School Community

	Return Count	Strongly Agree	Agree	Disagree	Strongly Disagree	Not Answered
41 I am asked for my views about things in school	84	45 51.7%	27 31.0%	8 9.2%	4 4.6%	3 3.4%
42 Always things to do at lunch and play times	149	115 75.7%	27 17.8%	3 2.0%	4 2.6%	3 2.0%
43 Grown-ups look after us at lunch time help me	149	103 67.8%	40 26.3%	4 2.6%	2 1.3%	3 2.0%
44 The classrooms are clean and tidy	148	79 52.0%	47 30.9%	13 8.6%	9 5.9%	4 2.6%
45 I am happy at our school	149	119 78.3%	26 17.1%	3 2.0%	1 0.7%	3 2.0%

Survey: Pupil Survey - June 2017

Report By: All Respondents

Difference from: 98,330 pupils from 240 providers (EB)
 Report style: Graphical with External Benchmark, Rated, Questionnaire order
 Filtered by: All Respondents {All Data}
 Respondents: 152



The School

	Return Count	Strongly Agree	Agree	Disagree	Strongly Disagree	Not Answered	Mean Score	Reverse Mean Score	Agree%
1 I like school	149	86	55	4	4	3	1.5	3.5	95
2 This is a good school	65	58	5	0	2	0	1.2	3.8	97
3 Helped manage my feelings and feel good	84	46	29	7	2	3	1.6	3.4	89
4 I have friends at this school	148	125	20	2	1	4	1.2	3.8	98
5 Sch provides good range of additional activities	85	66	17	2	0	2	1.2	3.8	98
6 The school teaches me how to keep healthy	147	105	37	2	3	5	1.3	3.7	97
7 I am helped to do lots of PE and games	149	114	33	1	1	3	1.3	3.7	99
8 I enjoy taking part in additional activities	85	61	21	2	1	2	1.3	3.7	96
9 Homework helps me understand & improve	84	50	26	7	1	3	1.5	3.5	90
10 Additional activities help self-confidence to grow	84	38	37	7	2	3	1.7	3.3	89
11 Talk about foods that are good for us at school	148	105	35	4	4	4	1.4	3.6	95

My Lessons and Teachers

12 My lessons are interesting and fun	85	48	30	6	1	2	1.5	3.5	92
13 My teachers are good	65	64	1	0	0	0	1	4	100
14 I understand my teachers	65	53	10	0	2	0	1.2	3.8	97
15 My teachers help me to improve my work	148	123	22	1	2	4	1.2	3.8	98
16 Tell my teachers if my work gets too hard	150	126	20	0	4	2	1.2	3.8	97
17 I find it easy to get on with my work in class	80	29	36	10	5	7	1.9	3.1	81
18 I get help when I am stuck	149	120	26	2	1	3	1.2	3.8	98
19 I know how to behave in school	149	137	11	1	0	3	1.1	3.9	99
20 I know what I need to do to improve my work	149	106	37	3	3	3	1.3	3.7	96

Survey: Pupil Survey - June 2017

Report By: All Respondents

Difference from: 98,330 pupils from 240 providers (EB)
 Report style: Graphical with External Benchmark, Rated, Questionnaire order
 Filtered by: All Respondents {All Data}
 Respondents: 152



My Lessons and Teachers

	Return Count	Strongly Agree	Agree	Disagree	Strongly Disagree	Not Answered	Mean Score	Reverse Mean Score	Agree%
21 I know I am doing my best	85	56	25	3	1	2	1.4	3.6	95
22 I think I am doing well at school	149	111	32	2	4	3	1.3	3.7	96
23 I am proud of my work	149	117	30	0	2	3	1.2	3.8	99
24 My teachers are kind and friendly	150	119	25	4	2	2	1.3	3.7	96
25 I have lots of things to play with in school	65	61	3	0	1	0	1.1	3.9	98
26 I like reading	65	54	7	0	4	0	1.3	3.7	94
27 I like writing	65	52	9	0	4	0	1.3	3.7	94
28 I like maths	65	55	4	0	6	0	1.3	3.7	91
29 I enjoy working with a group	65	58	6	0	1	0	1.1	3.9	98
30 I learn well when working with a group	65	62	3	0	0	0	1	4	100
31 I like to share my ideas	65	53	7	0	5	0	1.3	3.7	92

The School Community

32 I do lots of different things in our school	65	59	5	0	1	0	1.1	3.9	98
33 Teachers and the children are kind to me	149	120	27	1	1	3	1.2	3.8	99
34 I feel I am listened to	84	40	35	7	2	3	1.7	3.3	89
35 I feel safe at school	148	117	31	0	0	4	1.2	3.8	100
36 I know who can help me if I get hurt	148	135	13	0	0	4	1.1	3.9	100
37 The other children are kind to me at school	65	55	9	0	1	0	1.2	3.8	98
38 School helps people diff backgrounds get on	85	53	27	5	0	2	1.4	3.6	94
39 My teachers are fair to all of us in our class	150	121	28	1	0	2	1.2	3.8	99
40 The children at our school are friendly	65	54	9	0	2	0	1.2	3.8	97

Survey: Pupil Survey - June 2017

Report By: **All Respondents**

Difference from: 98,330 pupils from 240 providers (EB)

Report style: Graphical with External Benchmark, Rated, Questionnaire order

Filtered by: All Respondents {All Data}

Respondents: 152



The School Community

	Return Count	Strongly Agree	Agree	Disagree	Strongly Disagree	Not Answered	Mean Score	Reverse Mean Score	Agree%
41 I am asked for my views about things in school	84	45	27	8	4	3	1.7	3.3	86
42 Always things to do at lunch and play times	149	115	27	3	4	3	1.3	3.7	95
43 Grown-ups look after us at lunch time help me	149	103	40	4	2	3	1.4	3.6	96
44 The classrooms are clean and tidy	148	79	47	13	9	4	1.7	3.3	85
45 I am happy at our school	149	119	26	3	1	3	1.2	3.8	97

Survey: Pupil Survey - June 2017

Report By: **All Respondents**

Difference from: Graphical with External Benchmark, Rated, Questionnaire order

Report style: 98,330 pupils from 240 providers (EB)

Filtered by: All Respondents {All Data}

Respondents: 152



	Key Stage 1	Key Stage 2	Matrix ID
The School			
1 I like school	1	1	(186)
2 This is a good school	2		(339)
3 Helped manage my feelings and feel good		2	(368)
4 I have friends at this school	3	3	(340)
5 Sch provides good range of additional activities		4	(140)
6 The school teaches me how to keep healthy	4	5	(459)
7 I am helped to do lots of PE and games	5	6	(328)
8 I enjoy taking part in additional activities		7	(142)
9 Homework helps me understand & improve		8	(460)
10 Additonal activities help self-confidence to grow		9	(468)
11 Talk about foods that are good for us at school	6	10	(364)
My Lessons and Teachers			
12 My lessons are interesting and fun	7	11	(54)
13 My teachers are good	8		(35)
14 I understand my teachers	9		(49)
15 My teachers help me to improve my work	10	12	(213)
16 Tell my teachers if my work gets too hard	11	13	(104)
17 I find it easy to get on with my work in class		14	(372)
18 I get help when I am stuck	12	15	(71)

Survey: Pupil Survey - June 2017

Report By: **All Respondents**

Difference from: Graphical with External Benchmark, Rated, Questionnaire order

Report style: 98,330 pupils from 240 providers (EB)

Filtered by: All Respondents {All Data}

Respondents: 152



	Key Stage 1	Key Stage 2	Matrix ID
My Lessons and Teachers			
19 I know how to behave in school	13	16	(265)
20 I know what I need to do to improve my work	14	17	(373)
21 I know I am doing my best		18	(374)
22 I think I am doing well at school	15	19	(50)
23 I am proud of my work	16	20	(467)
24 My teachers are kind and friendly	17	21	(73)
25 I have lots of things to play with in school	18		(295)
26 I like reading	19		(-)
27 I like writing	20		(-)
28 I like maths	21		(-)
29 I enjoy working with a group	22		(-)
30 I learn well when working with a group	23		(-)
31 I like to share my ideas	24		(-)
The School Community			
32 I do lots of different things in our school	25		(141)
33 Teachers and the children are kind to me	26	22	(471)
34 I feel I am listened to		23	(266)
35 I feel safe at school	27	24	(163)
36 I know who can help me if I get hurt	28	25	(107)

Survey: Pupil Survey - June 2017

Report By: **All Respondents**

Difference from: Graphical with External Benchmark, Rated, Questionnaire order

Report style: 98,330 pupils from 240 providers (EB)

Filtered by: All Respondents {All Data}

Respondents: 152



The School Community

	Key Stage 1	Key Stage 2	Matrix ID
37 The other children are kind to me at school	29		(344)
38 School helps people diff backgrounds get on		26	(371)
39 My teachers are fair to all of us in our class	30	27	(75)
40 The children at our school are friendly	31		(-)
41 I am asked for my views about things in school		28	(297)
42 Always things to do at lunch and play times	32	29	(375)
43 Grown-ups look after us at lunch time help me	33	30	(393)
44 The classrooms are clean and tidy	34	31	(157)
45 I am happy at our school	35	32	(223)