




**Keighley St. Andrew's Church of England  
Primary and Nursery School  
2017 Performance Data**

Arrow indicates increase since 2016 




**Early Years Foundation Stage (EYFS) – Good Level of Development (GLD)**

School	National
56% 	70%

**Year 1 Phonics Screening**

2017	National
76% 	81%






**Key Stage 1 % at or above expected standard**

	School	National
Reading	62% 	76%
Writing	62% 	68%
Maths	69% 	75%


**Key Stage 2 Progress**

	School Average Progress Scores	Compared to national
Reading	1.4	Average
Writing	4.0	Well Above Average
Maths	3.0	Above Average

**Pupils Meeting the Expected Standard Achieving High Standard – in red**

	School 2017	National 2017
Reading	56% <span style="color: red;">5%</span> 	71%
Writing	73% <span style="color: red;">2%</span> 	76%
Maths	63% <span style="color: red;">5%</span> 	75%
GPS (grammar, punctuation and spelling)	76% 	77%
Re, wr and Ma (Combined)	49% 	61%

**Average Score**

Reading	Maths	GPS
99 	101	103 