

Your One-Liner Goes Here

Tag-Line describing what you do so that you pass the grunt test.

Call To Action

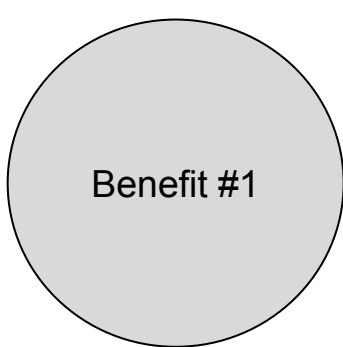
Transitional CTA

Background picture or video of happy people enjoying your product or service.

This is where you can hook the browser with the external and internal problem.

Here is where you talk about the solution you offer. We usually just take the elevator pitch and put it in this section.

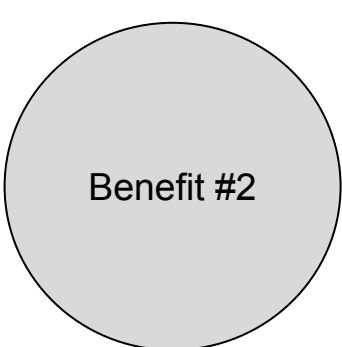
Headline To Introduce the Benefits Of The Business



Benefit #1

What The Hero Gets

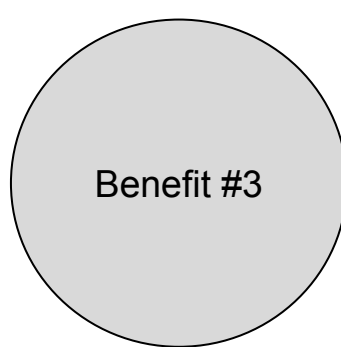
A brief explanation taking up no more than two or three lines.



Benefit #2

What The Hero Gets

A brief explanation taking up no more than two or three lines.

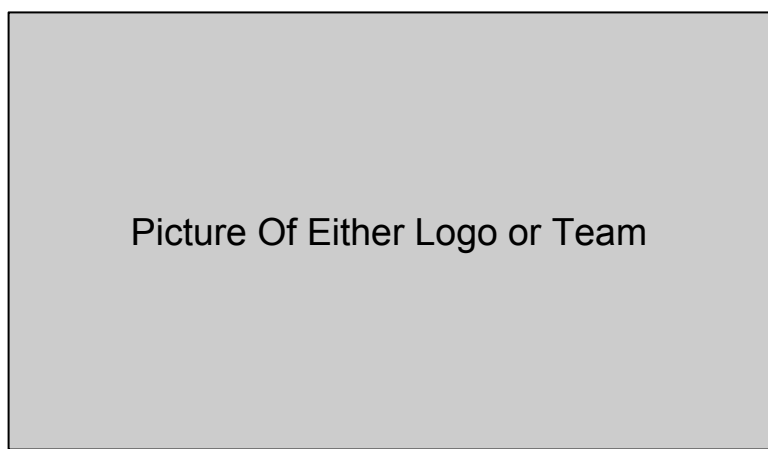


Benefit #3

What The Hero Gets

A brief explanation taking up no more than two or three lines.

This Is The Place To Introduce Your Business As The Guide



We understand how important it is for a guide to have both empathy and authority. These are the two components that create trust in the hearts and minds of the buyer.


This is the section where you want to identify with the potential client's pain, struggle or frustration using words like "know" and "understand." Empathy goes a long way.

But you don't just want to connect with empathy. You also need authority. It's ok to talk about some significant accomplishments or experience here (as long as it is relevant to establishing trust - no high school sports awards you're still proud of).


Remember, as a guide, it's ok to talk about yourself. Just the stuff that establishes trust.

Learn More About Us (link to About page)


(Company Name) Is Trusted By:




Happy Client Logo




Happy Client Logo



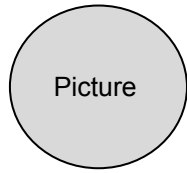
Happy Client Logo



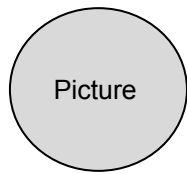
Happy Client Logo



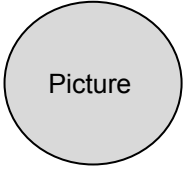
Happy Client Logo



Big and bold problem that we were struggling with (internal and external problem). Then we called (company name) and they helped us right away. Today, we are happy with our problem solved. -Name and location.



Big and bold problem that we were struggling with (internal and external problem). Then we called (company name) and they helped us right away. Today, we are happy with our problem solved. -Name and location.



Big and bold problem that we were struggling with (internal and external problem). Then we called (company name) and they helped us right away. Today, we are happy with our problem solved. -Name and location.

Put A Headline To Set Up Your Value Stack



Service, Feature, Product



Service, Feature, Product



Service, Feature, Product



Service, Feature, Product



Service, Feature, Product



Service, Feature, Product


Transitional Call To Action

What Do You Have To Offer That Solves A Problem?

It could be a PDF, webinar, course, sample or anything. Offer it here. Don't have a transitional CTA? No problem, just delete this block.

Download


Here's How We Get You To The Picture Of Success In The Brandscript



1

Your Call To Action


Whatever the first step in the hero's journey is, explain it here.



2

Create A Plan

We are guessing here but the second step is usually something like that.



3

Get To The End

Whatever success looks like, you want to talk about it here.

Call To Action

Picture of someone stressed out, looking at their home.

Here is a good spot to draw from the failure bucket of your BrandScript

Call to action and then talk about the transformation you offer.

Call To Action

This is the junk drawer section. Where we put address, contact information, copyright info, and a sitemap.