

**Window shutters from Griesser.**  
**Wing shutters traditional**







Abbaye de la Rochette, Lyon - Architecte : Jean Louis Morlet  
Promoteur : SMC




## Wing shutters traditional

Wing shutters are not just the classic choice, they're also available in a whole host of styles to add a unique finishing touch to any building. This allows them to blend seamlessly into a traditional local style or even make a bold statement in a contemporary architectural design.







## Product Highlights

---

## PRODUCT ADVANTAGES IN DETAIL

---



### Extensive range

The whole host of available models and wide range of combinations and panel options offer a great deal of design freedom that's perfectly suited to the living space, whether traditional or modern.



### Your Safety and Quality Needs

Our range combines aesthetics with security.

The processes of grinding and deburring the frames and edges take place before coating to create a smooth surface and flawless quality.




### 150 Standard Colors + 10 decorative wood colors

We offer GriColors and GriRal Colors in 150 standard shades of various textures, not to mention 10 decorative wood colors to create a truly individual look. Even our accessories are available with either a powder-coated finish or in colors to match your wing shutters.



### 100% Recyclable aluminum

Griesser takes its ecological and environmental responsibilities seriously with its sustainable material choice of aluminum. Our profiles are made from one third recycled aluminum.



### Zero maintenance

Once installed, your wing shutters will never need to be serviced again. With our Qualidéco, Qualicoat, and Qualicoat Seaside labels, we guarantee maximum quality from our powder-coated aluminum finish.



### Simple installation

Our SystemFix pre-assembly process allows twice as many shutters to be installed in a day in comparison to conventional installation techniques.

## Fixed slats



Model A




Model R





Model A  
Slats slightly open

#### Combinations:



#### Limit dimensions:

Width: 265-1200 mm | Height: 380-3000 mm

#### Product benefits:

Fixed slats with double reinforcement

Model available with sliding arm


Maximum height available without molding

Hail resistant



Model R  
Slats slightly open

#### Combinations:



#### Limit dimensions:

Width: 265-1200 mm | Height: 350-3000 mm

#### Product benefits:

Reinforced fixed slats

Contemporary design with rhomboid slats

Maximum height available without molding

Hail resistant



## Fixed slats



Model T



Model EZ





Model T  
Slats closed

#### Combinations:



T-C      T-CH (H/V)      T-T-C      T-C-T      T-C-C      C-T-T      C-T-C      C-C-T

#### Limit dimensions:

Width: 265-1800 mm | Height: 350-3000 mm

#### Product benefits:

Reinforced fixed slats

Uniform look inside and out

Fully lightproof design



Model EZ  
Slats slightly open



#### Combinations:



EZ-C      C-EZ-C      EZ-C-EZ

#### Limit dimensions:

Width: 300-800 mm | Height: 380-2500 mm

#### Product benefits:

Reinforced, fixed-projection slats


Slats allow a certain amount of light to enter

Hail resistant





## Flexible slats







Model B

#### Combinations:



B-A



B-C



B-CH  
(H/V)



B-C-B



C-B-C

#### Limit dimensions:

Width: 265-800 mm | Height: 350-2500 mm

#### Product benefits:

Reinforced adjustable slats

Adjustable amount of light and privacy

Ventilation possible when shutters are closed with some natural daylight

Stable adjustment mechanism



Model E  
Heritage Home

#### Combinations:



E-C



C-E-C



E-C-E

#### Limit dimensions:

Width: 300-800 mm | Height: 550-2500 mm

#### Product benefits:

Movable protruding slats

Adjustable amount of light and privacy

Ventilation possible when shutters are closed with some natural daylight

Hail resistant

Hail resistant







## Closed models



Model C



#### Combinations:



C

#### Limit dimensions:

Width: 265-800 mm | Height: 350-2500 mm

#### Product benefits:

Completely closed, lightproof model

Aluminum sheet panel

Individually customizable with lasered-out forms

Hail resistant



Model CH

#### Combinations:



CH-H



CH-V

#### Limit dimensions:

Width: 265-800 mm | Height: 350-2500 mm

#### Product benefits:

Completely closed, lightproof model

Highly robust (800 kg/m<sup>2</sup>)

Horizontal or vertical slats

Hail resistant





## Closed models





Model F

**Combinations:**



F-B



F-Z

**Limit dimensions:**


Width: 250-1000 mm | Height: 350-2500 mm

**Product benefits**

Completely closed, lightproof model

Classic French design and structure

Delicate frame with incredibly robust design



Model G ISO - with isolation

**Combinations:**



G-B



G-Z

**Limit dimensions:**

Width: 250-850 mm | Height: 350-2500 mm

**Product benefits:**

Completely closed, lightproof model

Classic French design and structure

Isolation with compact timber fibers (for sustainability)



## Special forms



Vertical frieze



Beveling



Fashioned as segmental arch



Lasered-out forms




Blind installation



Sliding arm (Model A)



Hollow construction half-round arch



Fitted decorative plates

Please note that not every special shape can be used with every basic model. The special shapes of the lasered-out forms and attached ornamental plates is possible only with basic model C or in combinations with this model.



# Fasteners

Espagnolette round



Rod lock 2F



Snap lock



Shutter middle lock



Pull stays



Shutter rake and venetian blind rod



Espagnolette, flat



Lock 1, 2 or 3 points



Top Lock Tirard 2 points



# Retention element

Shutter holder



Lady's head



Shutter latches



Shutter holders



Shutter holder, automatic



Door casement holder



Snap holder



Automatic retention plastic



Convenience casement holder



Type 1 | Standard window

Type 2 | Option window

Type 3 | Standard door



# Clamp

Screw clamp



Plate piston



Universal injection clamp



Chuck piston









Universal clamp



Screen frame piston



## Key

-  available in all colors
-  available in black and white
-  available in black
-  Basic price
-  Surcharge
-  Plus option

# Bands

## SystemFix, external wall installation



## SystemFix, screen frame installation



## SystemFix preinstallation

Forget drills, hand riveters, and assembly templates – these window shutters can be set up quickly and easily using just a screwdriver. The armatures are pre-installed as standard. The horizontal and vertical adjustability makes it possible to continue using existing clamps.

## JustierFix, external wall installation



## JustierFix Vormontage

This patented system allows window shutters to be installed from the inside of the building. What's more, this fitting solution can even be adjusted in all three axes. The armatures are preinstalled as standard.



## Long band













## Cross band adjustable






## Technical feasibility of the models and accessories

		Fixed slats				Flexible slats		Closed models			
											
Sash	Horizontal frieze	●	●	●	●	●	●	●	●	–	–
	Vertical frieze	●	–	–	–	●	●	●	●	–	–
	Double model combination	●	●	●	●	●	●	–	–	–	–
	Triple model combination	●	●	●	●	●	●	–	–	–	–
	Bar	–	–	–	–	–	–	–	–	●	●
	Bar z-shaped	–	–	–	–	–	–	–	–	●	●
Special forms	Vertical frieze	●	–	–	–	●	●	●	●	–	–
	Fashioned as segmental arch	●	●	●	–	–	–	●	●	●	●
	Hollow construction half-round arch	●	●	●	●	●	●	●	●	–	–
	Beveling	●	●	●	–	–	–	●	●	●	●
	Sliding arm	●	–	–	–	–	–	–	–	–	–
	Blind installation	●	●	●	●	●	●	●	●	●	●
	Lasered-out forms	–	–	–	–	–	–	–	●	–	–
	Fitted decorative plates	–	–	–	–	–	–	–	●	–	–
Fasteners	Espagnolette, round	●	●	●	●	●	●	●	●	●	●
	Rod lock 2F	●	●	●	●	●	●	●	●	–	–
	Snap lock	●	●	●	●	●	●	●	●	●	–
	Shutter middle lock	●	●	●	●	●	●	●	●	●	●
	Pull stays	●	●	●	●	●	●	●	●	●	●
	Shutter rake and	●	●	●	●	●	●	●	●	●	●
	Espagnolette, flat	●	●	●	●	–	●	●	●	●	●
	Lock 1, 2 or 3 points	●	●	●	●	●	●	●	●	●	–
	Top Lock Tirard 2 Points	●	●	●	–	–	–	●	●	●	●
Retention element	Shutter holder	●	●	●	●	●	●	●	●	●	●
	Lady's head	●	●	●	●	●	●	●	●	●	●
	Shutter latches	●	●	●	●	●	●	●	●	●	●
	Shutter holders	●	●	●	●	●	●	●	●	●	●
	Shutter holder, automatic	●	●	●	●	●	●	●	●	●	●
	Door casement holder	●	●	●	●	●	●	●	●	●	–
	Snap holder**	●	●	●	●	●	●	●	●	●	●
	Automatic retention plastic	●	●	●	●	●	●	●	●	●	●
	Convenience casement holder Type 1	●	●	●	●	●	●	●	●	●	●
	Convenience casement holder Type 2	●	●	●	●	●	●	●	●	●	–
	Convenience casement holder Type 3	●	●	●	●	●	●	●	●	–	–
Clamp	Screw clamp	●	●	●	●	●	●	●	●	●	●
	Plate piston	●	●	●	●	●	●	●	●	●	●
	Universal injection clamp	●	●	●	●	●	●	●	●	●	●
	Chuck piston	●	●	●	●	●	●	●	●	●	●
	Universal clamp	●	●	●	●	●	●	●	●	●	●
	Screen frame piston**	●	●	●	●	●	●	●	●	●	●
Bands	System Fix	●	●	●	●	●	●	●	●	●	●
	JustierFix	●	●	–	●	●	●	●	●	–	–
	Long band	–	–	–	–	–	–	–	–	●	●
	Cross band adjustable	●	●	●	●	●	●	●	●	–	–

\* 1-point lock possible

\*\* only for screen frame

## Our color scheme



### Surface structure

Semi-gloss



### Surface structure GriRal Colors

Semi-gloss

Fine structure-matte











### Surface structure GriColors

Semi-gloss



## GRIESSER BESTSELLER COLORS

			
RAL 9010	RAL 9016	RAL 9006	VSR 140 - Metallic
			
RAL 9007/VSR 907	RAL 7022	RAL 7016	RAL 8019

## PREMIUM COLORS

### GriRal Colors

Our GriRal color collection has an assortment of 50 different RAL shades of color. From sand yellow to standard white, we offer a complete selection of hues for every color family. We're convinced that with our color palette, you will find exactly the right shade of color for your needs.

### GriColors

The GriColors range includes 100 color shades in four collections, Glass & Stone, Sun & Fire, Water & Moss and Earth & Wood – from cool white and sunny red to natural blue and earthy brown.

## WOOD MATERIALS

In addition to the 10 decorative wood colors, a variety of structures is also possible. The unique feature here is the wood decor: It never fails to impress on account of not only its astoundingly realistic appearance, but also its exceptional weatherproof properties afforded by the sublimation process. Our Qualidéco certification means maximum quality is always guaranteed.

## POWDER COATING

The powder coating of aluminum has proven to be an environmentally friendly, cost-appropriate and long-lasting alternative to lacquering. It is resistant to both impacts and weather. We guarantee maximum quality thanks to our certifications in line with Qualicoat and Qualicoat Seaside standards.





**Your partner:**

Griesser solar shading – Quality since 1882.  
[www.griessergroup.com](http://www.griessergroup.com)



Subject to changes, factual and  
typographical errors excepted