



DATA ANALYTICS

COURSE



ABOUT PWSKILLS



Welcome to the forefront of education with Physics Wallah, renowned for its accessibility and affordability. As a proud division dedicated to nurturing tech skills in aspiring youth, we empower tomorrow's technology trailblazers. Join us in shaping vibrant careers in the world of technology, where quality meets affordability to pave the way for your success story.

Join us at PW Skills to embark on a transformative educational journey, where excellence, affordability, and practical learning converge to shape tomorrow's skilled workforce.


WHY DATA ANALYTICS?

Discover the Power of Data Analytics with AWS

In today's data-driven landscape, mastering data analytics with AWS offers a pivotal skillset for success. Amazon Web Services (AWS) provides a powerful suite of tools and services tailored for efficient data processing, storage, and analysis. By diving into AWS-based data analytics, individuals gain the expertise to extract invaluable insights from vast datasets, enabling informed decision-making and strategic planning.

Proficiency in AWS data analytics is not only a career catalyst but a gateway to innovation. The demand for skilled professionals in this domain spans various industries, making this expertise highly sought-after. Our course offers hands-on experience, guided by industry experts, ensuring participants acquire the skills needed to drive impactful change within organisations.

Whether you're an aspiring data analyst, a seasoned professional, or a business leader looking to leverage data, our course equips you to excel in the realm of data analytics with AWS. Join us to unleash the potential of data and chart a course for success in today's data-centric world.



CURRICULUM

1 Python

Python Basics

Basics Data Structure & OOPs concept.

Advance Python

Concepts like handling errors and exceptions, logging event details, making python modules.

Databases and Web API

Get familiar with DBMS like MySQL(SQL) & MongoDB(No-SQL). Creating API connections using Python. Basic understanding of Web application architecture.

2 Statistics

Basics in Statistics

Get familiar with statistical concepts.

Advance Statistics

Get familiar how statistics makes impact behind any business idea to be implemented.

3 ML-1

Introduction

Get familiar with fundamental terminologies in the Data Science domain.

Feature Engineering

Get familiar how statistics makes impact behind any business idea to be implemented.

Exploratory Data Analysis

Learn to use Statistics to explore data and find insights from the data to monitor key parameters.

4

ML Algorithms

Learn the fundamental ML algorithms used in Industry:

- Regression Models
- SVM
- Clustering Algorithms
- Decision trees, and Ensemble Techniques
- Bagging and Boosting techniques
- Time series data analysis

PROJECT

Learn to build a product using ML models and deploying it on cloud, to use it from anywhere:

- Spam detection
- Climate Visibility

SQL

Basics of SQL

Learn about use case of SQL, Types of data and commands in sql

Loading data and creating table

Learn how to import data from excel or create table in my sql server

Keys

Learn about primary key, foreign key and others key

Dive deep into SQL

Learn about functions, joins and Subqueries

Mastering Advanced SQL

Windows Functions , CTE Query and Data modelling

5

Power BI

Introduction to Power bi

Learn about components , installations, user interface loading data in power bi

Visualisation in Power Bi

Different types of inbuilt charts (line , funnel, ribbon & many more) Custom Visuals (Sunburst , Word Cloud Butterfly & More)

Dax Function

Importance of DAX & its function

Power Bi Advance

Learn about connectivity, Creating report and power Bi Architecture

Power Bi Advance

Learn about connectivity, Creating report and power Bi Architecture

6

Excel

Excel Basic

Learn excel from scratch like row, columns, cells , ribbons , toolbars, worksheets & Workbooks

Functions in Excel

predefined functions arithmetic and logical functions , Lookups

Data Cleaning ,Validation & Visualisation

Formatting of data , handling duplicates , Goal seek , What if Analysis & Finalise with visualisation part like pivots slicers dashboards

7 AWS

Collecting Data on AWS

The Kinesis Family, Amazon Kinesis Data Streams, Amazon Kinesis Data Firehose, Data Transfer with Snowball and Direct Connect, AWS Database Migration Service

Storing Data on AWS

Data Storage with Amazon S3, Other AWS Data Storage Solutions

Processing Data on AWS

Processing Data with Lambda and Glue, Understanding the Hadoop Ecosystem, Processing Data with EMR , Automating Data Processing

Analyzing Data on AWS

Data Analytics on AWS - Amazon Elasticsearch, Amazon Athena ,Kinesis Data Analytics, Amazon Redshift

Visualizing Data on AWS

Introduction to AWS QuickSight, AWS QuickSight in Action

Securing Data Analytics Pipelines on AWS

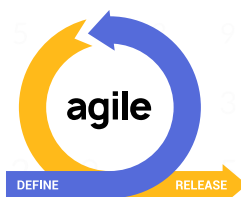

AWS Authorization and Authentication Mechanism, AWS Data Protection and Encryption Strategies

8 Project Management

Life cycle of project

different types of project framework industries follow such as CRISP-DM, Agile , Scrum, etc

TOOLS COVERED



PROGRAM HIGHLIGHTS



One-to-One doubt support

Unlock knowledge with our dedicated Subject Matter Experts (SMEs), available for personalised virtual meets or chat support. Seamlessly clarify your doubts, deepen your understanding, and excel with expert guidance, ensuring a confident and enriching learning journey.

Industry Relevant Projects

Immerse in our curriculum bridging theory and practice through industry-led projects. Gain invaluable hands-on experience guided by seasoned experts, ensuring real-world relevance for your skill set in the market.



Experience portal

Unleash your potential with our Experience Portal! Gain hands-on industry projects to elevate your skills and expertise. Showcasing your abilities has never been more impactful.

Practice Exercises

Experience our immersive practice exercises, enabling you to deepen your understanding and master concepts effortlessly. Unveil your potential with engaging activities designed to enhance your comprehension in just moments!



Profile building session

Unlock your industry potential! Elevate beyond skills—showcase your expertise! Join exclusive sessions focusing on crafting a standout LinkedIn profile & portfolio. Learn to captivate recruiters and amplify connections. Transform your abilities into opportunities effortlessly. Let's shape your professional journey together!

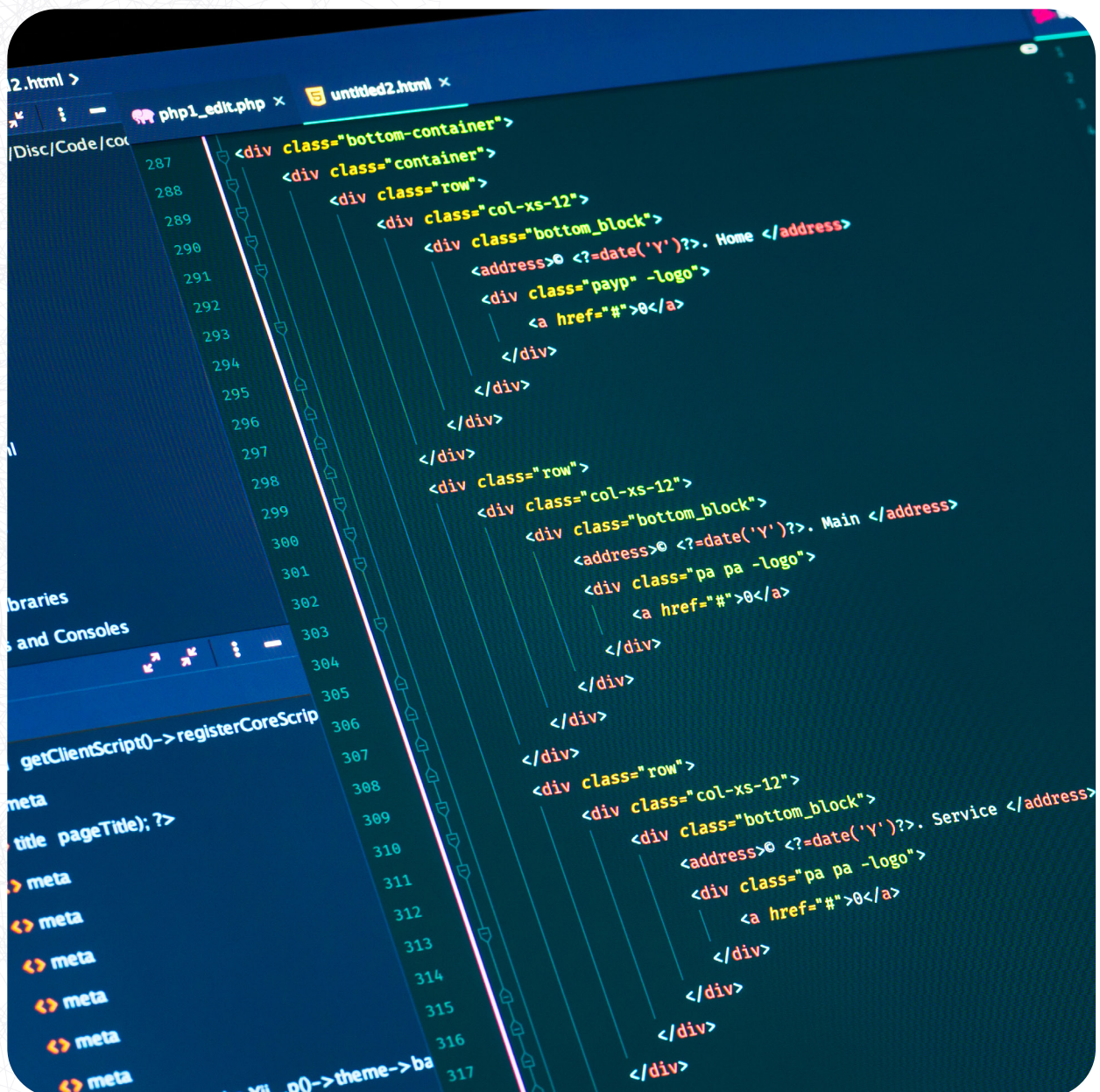
Resume building session

Unlock your career potential effortlessly! Join our exclusive sessions to craft role-specific resumes tailored to beat Applicant Tracking Systems (ATS). Get noticed and land your dream job seamlessly! Elevate your career with our specialised resume-building sessions.



PW Labs

Our company's core values revolve around accessibility and empowerment. Levelling the digital playground for all, regardless of their system's configuration, deserves access to cutting-edge technology to up-skill. Our digital playground PW-labs embody this ethos, providing a platform where individuals can harness high-end computational power effortlessly, amplifying their upskilling journey without limitations. We prioritise inclusivity, enabling all to thrive and innovate, fostering a culture of limitless possibilities. Join us in embracing technological advancement without constraints, empowering you to reach new heights in your pursuits.



```
287 <div class="bottom-container">
288 <div class="container">
289 <div class="row">
290 <div class="col-xs-12">
291 <div class="bottom_block">
292 <address><?=date('Y')?>. Home </address>
293 <div class="payp" -logo">
294 <a href="#"></a>
295 </div>
296 </div>
297 </div>
298 <div class="row">
299 <div class="col-xs-12">
300 <div class="bottom_block">
301 <address><?=date('Y')?>. Main </address>
302 <div class="pa pa" -logo">
303 <a href="#"></a>
304 </div>
305 </div>
306 </div>
307 <div class="row">
308 <div class="col-xs-12">
309 <div class="bottom_block">
310 <address><?=date('Y')?>. Service </address>
311 <div class="pa pa" -logo">
312 <a href="#"></a>
313 </div>
314 </div>
315 </div>
316 </div>
317 </div>
```


EXPERIENCE SEAMLESS SUPPORT

Have queries?

Engage instantly via Reve Chat for real-time assistance.
Connect through Dashboard Doubt forum for prompt responses. (For Tech Queries)

Prefer a personalised touch?

Request a Call Back or rely on our Email Support for comprehensive assistance. (For Non Tech Query)

Community Channel Advantage


Join our Telegram Community Channel for unparalleled connectivity and an immersive community experience, fostering growth and shared knowledge! (For Personal Discussion among peers)

Your satisfaction is **our priority!**
Connect **effortlessly**,
we're here to ensure your journey
with us is **smooth and hassle-free.**

LEARNING PATH




SQL



Excel



Power Bi



Python



Stats



Machine learning



Aws



**Project Management
(Agile)**



**Capstone Projects With
Deployments**

FACULTY



Vishwa Mohan

(CIO @ Physics Wallah, LinkedIn, Oracle)
(14+ Years of teaching experience)

[LinkedIn](#) →



Imran

(Senior Data Scientist @ Physics Wallah)
(3+ Years of teaching Experience)

[LinkedIn](#) →



Ajay Kumar Gupta

(Senior Data Scientist @ Synopsis, Novartis)
(4+ teaching years experience)

[LinkedIn](#) →



Ekta Negi

(Data Scientist @ Deloitte, Capgemini Invent, IBM)
(3+ years teaching experience)

[LinkedIn](#) →

PROJECTS



Python project

Working on census data of US to analyse, factor influencing the living standard of people living USA.



ML project

Helping banks to identify potential clients to whom they can sell there products and services.



SQL

Working Airport data to analyse flights data and identify factor which can optimise operations.



Power Bi

Working on superstore dataset to analyse and create insightful dashboard which can help business grow.

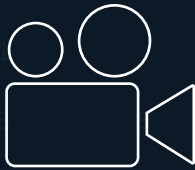


AWS

Working on airlines data to get data from storage by creating ETL and analysing all in AWS.

PROGRAMME HIGHLIGHTS

Mode



**Blended
(Recorded + Live)**

Learning



200+ Hours

Industry relevant
projects



5+

Avg Salary Hike



60-70%

Duration

6 Months



THANK YOU.

**Contact Us &
Enroll now**

Brigade Signature Towers,
Sannatammanahalli, Bengaluru,
Karnataka 562129



+91 886 791 7516



WWW.PWSKILLS.COM

