

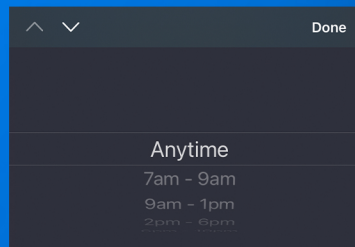
My Preferences

Supply us with your personal preferences so we can get the right shifts for you.

Set general preferences

Step 1:

Select preferred contact time.



my. Preferences

Preferences are used when adding availability. Your consultant will use this information to prioritise shifts and automate bookings for you

General Preferences

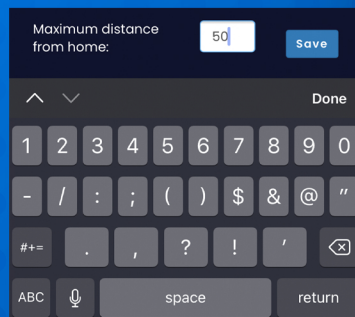
Preferred contact time: Anytime

Maximum distance from home: 50

Save

Step 2:

Type preferred maximum distance from home.

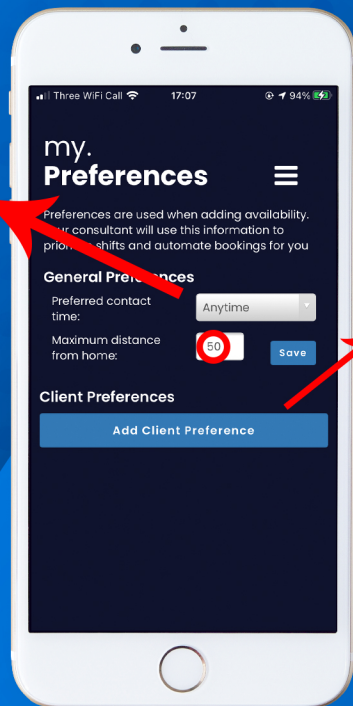


Maximum distance from home: 50

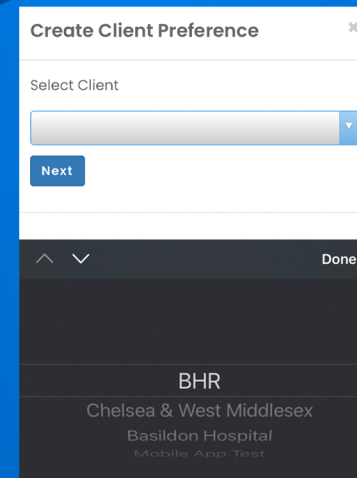
Save

Step 3:

Click the save button.



Add Client Preference



Create Client Preference

Select Client

Next

BHR
Chelsea & West Middlesex
Basildon Hospital
Mobile App Test

Step 1:

Click the Add Client Preference button.

Step 2:

Select client.

Step 3:

Select department.

Step 4:

Select booking preference.

Step 5:

Click save.

Available now

