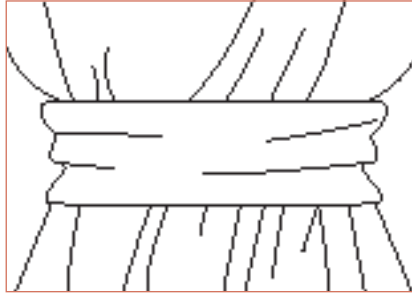
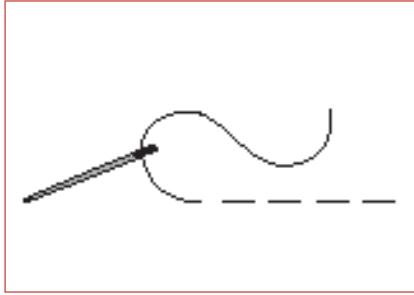


# Contents



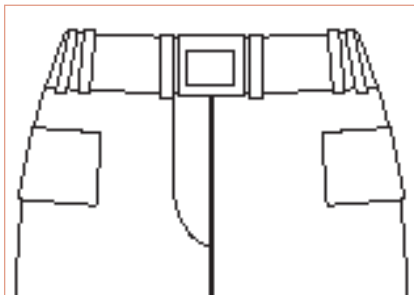
## INTRODUCTION

> Draping is an art	006
> Tools and preparation	009
> Terminology	013

## PART 1: Beginning Draping

<b>1.1 Draping the Woven Panel</b>	<b>016</b>
<b>History</b>	<b>018</b>
<b>Exercises</b>	<b>020</b>
> Preparing the calico	020
> Draping the three grains	023
> Visualizing calico vs fabrics	024
> Dance tunic	026
<b>Draping project</b>	<b>030</b>
Diana of Versailles's garment	

<b>1.2 Dresses</b>	<b>038</b>
<b>History</b>	<b>040</b>
<b>Exercises</b>	<b>042</b>
> Dart variations	042
> Classic bodice with bust dart	044
> Bodice with French dart	046
> Swing dress with no darts	048
<b>Draping project</b>	<b>050</b>
Audrey Hepburn's dress in <i>Breakfast at Tiffany's</i>	
<b>Variations</b>	<b>058</b>
> Setting the princess line into a yoke	058
> Joining two darts to create the princess line	060
> Bodice with an armhole princess line	064

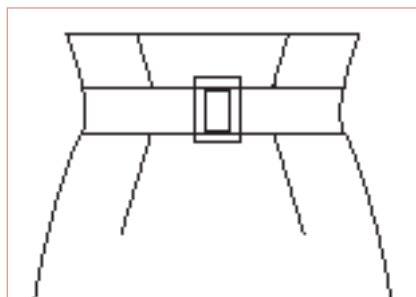
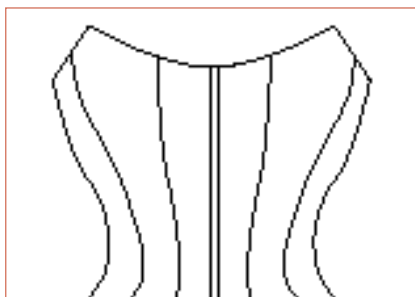


<b>2.3 Trousers</b>	<b>156</b>
<b>History</b>	<b>158</b>
<b>Exercises</b>	<b>160</b>
> Draping and fitting trousers	160
> Harem pants	162
> Hakama	166
> Wide-leg trousers with front tucks	170
> Easy trouser draft	171
<b>Draping project</b>	<b>176</b>
Nanette Lepore cropped pants	

<b>2.4 Knits</b>	<b>184</b>
<b>History</b>	<b>186</b>
<b>Exercises</b>	<b>188</b>
> Cotton knit top with ribbed neckline	188
> Strapless knit top	190
<b>Draping project</b>	<b>192</b>
Nanette Lepore halter-neck knit top	
<b>Variations</b>	<b>198</b>
> Top with batwing sleeves	198

## PART 3: Advanced Draping

<b>3.1 Coats and Jackets</b>	<b>204</b>
<b>History</b>	<b>206</b>
<b>Exercises</b>	<b>208</b>
> Understanding shoulders	208
> Chanel-style jacket	210
> The two-piece sleeve	215
> Easy two-piece sleeve draft	216
<b>Draping project</b>	<b>222</b>
Dolce & Gabbana tuxedo jacket	
<b>Variations</b>	<b>234</b>
> Raglan jacket	234
> Trench coat	240
> Swing coat with shawl collar	246
> Coat with egg-shaped silhouette	252



<b>1.3 Corsets</b>	066
<b>History</b>	<b>068</b>
<b>Exercises</b>	<b>070</b>
> Preparing the mannequin for draping the corset	070
> Preparing the fabric and materials for the corset	071
> Princess-line corset	072
> Corset with Georgian shape	074
<b>Draping project</b>	<b>078</b>
Christian Lacroix corset	

## PART 2: Intermediate Draping

<b>2.1 Skirts</b>	088
<b>History</b>	<b>090</b>
<b>Exercises</b>	<b>092</b>
> Kilt	092
> Skirt silhouettes	094
> Straight skirt	096
> A-line skirt	098
> Bias circle skirt	100
<b>Draping project</b>	<b>102</b>
Bill Blass pegged skirt	
<b>Variations</b>	<b>110</b>
> Yoked skirt with gathers and flare	110

<b>2.2 Blouses</b>	112
<b>History</b>	<b>114</b>
<b>Exercises</b>	<b>116</b>
> Draping the blouse	116
> Peasant blouse	118
> Gibson Girl blouse	122
> Easy sleeve draft	124
<b>Draping project</b>	<b>130</b>
Bill Blass organza ribbon blouse	
<b>Variations</b>	<b>142</b>
> Tunic with bell sleeve	142
> Mandarin collar	146
> Peter Pan collar	148
> Blouse with peplum and classic bishop sleeve	150



<b>3.2 The Grand Gown</b>	258
<b>History</b>	<b>260</b>
<b>Exercises</b>	<b>262</b>
> Supporting the skirt	262
> Corsets	264
> Gown with ruffled petticoat	266
<b>Draping project</b>	<b>270</b>
Oscar de la Renta gown	
<b>Variations</b>	<b>280</b>
> Royal wedding gown	280

<b>3.3 Draping on the Bias</b>	282
<b>History</b>	<b>284</b>
<b>Exercises</b>	<b>286</b>
> Bias-draped camisole	286
> Bias chemise with princess line	290
<b>Draping project</b>	<b>292</b>
Jean Harlow's dress in <i>Dinner at Eight</i>	

<b>3.4 Improvisational Draping</b>	300
<b>History</b>	<b>302</b>
<b>Exercises</b>	<b>304</b>
> Asymmetrical draped neckline	304
<b>Draping project</b>	<b>306</b>
Vivienne Westwood dress	