

Contents



Using this book

7

Fundamentals

8

Part 1

Playing with geometrics



Wearing a balloon

13 27

26



Wearing a circle

14 28

15 30




Wearing a triangle

16 32



Wearing a square

34



Sprouting at the back

(*nyokitto*)

18 37

36




Sprouting at the front

(*nyokitto*)

19 41

38 40



Just like a stole

20 42



A ball-shaped accordion

(*jabara*)

21 45

44



Circular accordion (*jabara*)

22 47

46



Circular sleeve

23 49



Square accordion (*jabara*)

24 50

The dress form used in this book is based on the standard Bunka-style sloper (block) for an adult Japanese female.
See page 100 for more details.

All patterns are for a size 9 Japanese adult female (bust 83cm, waist 64cm, centre back length 38cm).

The position of the cutting and opening out lines, and the amount to be opened out may vary according to garment size.

When using a half-scale body form, reduce to half all full-sized measurements and develop the pattern.

Part 2

Decorative structures



Knots

53 64

62



Like a jungle

54 68



Stars

55 70



Flip turn

56 74

72



Different facings, different looks

57 79

77



Cowl neck

58 80



Application of the cowl-neck design

59 82

60 83

Part 3

It vanished ...



A vanishing scarf

85 90




A vanishing tie

86 92



A vanishing lapel

87 94



A vanishing pocket

88 96

98

Bunka-style sloper for an adult woman

100

Bunka-style sloper for an adult woman (Size M) (half-scale)

102