



Make your very own perfect addition to My Miniature Library

- * Will it be a new design for your favourite classic book?
- * The best book you read last year?
- * Your best friend's favourite reading recommendation?
- * Or the book you always recommend to someone else?
- * A book by your favourite author – but with a brand-new cover designed by you?
- * A book by your favourite illustrator – with a cover designed by you in their style?
- * A mash-up of two books, or an author and an illustrator you love, to create something brand new?

Use the space below to brainstorm your own ideas...

My Story	

Our activity will help you...

Design a book cover*
Use the template to create the story
Then it's time to cut out and create


Add your favourite book to your very own miniature library ... and repeat, until you have the perfect shelfie! Please be careful with scissors and make sure you get a grown up to help you with any cutting out.

* We want to see your best cover creations... share your designs for mini books with us on Twitter

@LKPChildrens
#MYminiaturelibrary


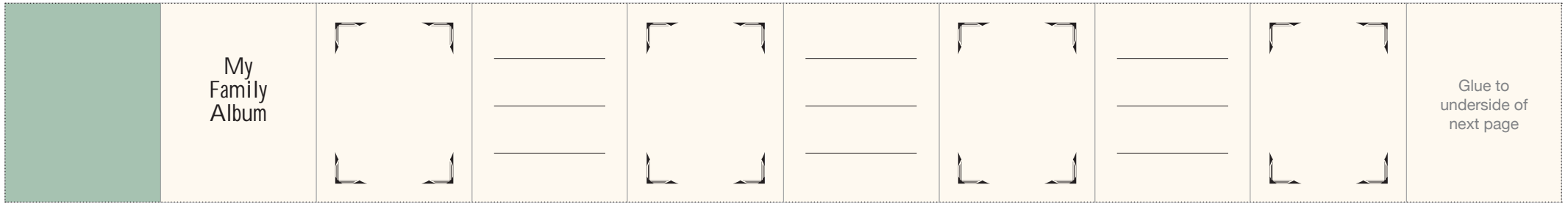
Prizes to be won!

We can't wait to see which books make up the perfect shelfie, or mini tbr (to be read!) pile.






My Family Album: Create a little picture album of your family and pets, drawing tiny sketches of each and adding their names.



My Tiny Treasures: Add pretty stickers, sequins and tiny pressed flowers. Cut mini pictures from magazines to make a collage, or do a coin rubbing.





Use these books for whatever you like – you could write a story, draw pictures or make a scrapbook.

			<hr/> <hr/> <hr/> <hr/> <hr/>		<hr/> <hr/> <hr/> <hr/> <hr/>		<hr/> <hr/> <hr/> <hr/> <hr/>		Glue to underside of next page
--	--	--	-------------------------------	--	-------------------------------	--	-------------------------------	--	--------------------------------

<hr/> <hr/> <hr/> <hr/> <hr/>		<hr/> <hr/> <hr/> <hr/> <hr/>		<hr/> <hr/> <hr/> <hr/> <hr/>		<hr/> <hr/> <hr/> <hr/> <hr/>		
-------------------------------	--	-------------------------------	--	-------------------------------	--	-------------------------------	--	--

How about writing a special story or diary for your dolls?

			<hr/> <hr/> <hr/> <hr/> <hr/>		<hr/> <hr/> <hr/> <hr/> <hr/>		<hr/> <hr/> <hr/> <hr/> <hr/>		Glue to underside of next page
--	--	--	-------------------------------	--	-------------------------------	--	-------------------------------	--	--------------------------------

<hr/> <hr/> <hr/> <hr/> <hr/>		<hr/> <hr/> <hr/> <hr/> <hr/>		<hr/> <hr/> <hr/> <hr/> <hr/>		<hr/> <hr/> <hr/> <hr/> <hr/>		
-------------------------------	--	-------------------------------	--	-------------------------------	--	-------------------------------	--	--