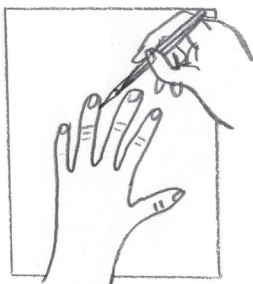


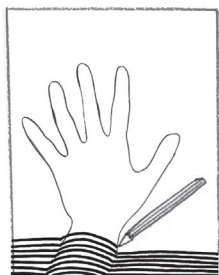
3D Hand Illusion

WHAT YOU NEED

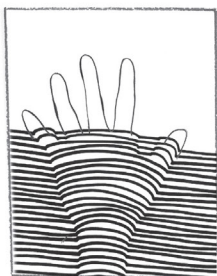
- PAPER
- PENCIL
- FELT-TIP PEN
- YOUR HANDS!




1. TRACE AROUND THE SHAPE OF YOUR HAND USING THE PENCIL.



2. NOW TAKE A FELT-TIP PEN AND, STARTING FROM THE BOTTOM, DRAW A LINE UNTIL YOU REACH THE PENCIL OUTLINE OF THE HAND, WHERE YOU THEN MAKE A CURVED LINE.



3. CONTINUE TO FILL THE PAGE WITH STRAIGHT LINES THAT CURVE WHEN THEY REACH THE PENCIL OUTLINE



4. ADMIRE YOUR 3D HAND!

