

Limecraft Flow

Transcriber Cheat Sheet

back to Flow library

clip navigation

Export to pdf Word csv ...

Show / Hide Player Pane Show / Hide Subtitle Pane Show / Hide Clip Info

Show / Hide Transcript Pane Show / Hide Subclips Info Pane Get Help

Change working area by toggling panes on and off

back to Flow library

FLOWERS-IN-FRANCE.MP4 (10 of 15)

VIEW EDIT EDIT SPEAKERS EXPORT HIGHLIGHT CONFIDENCES MARK COMPLETED

Robert 00:00:00:01
 Lorem ipsum dolor sit amet, consectetur adipiscing elit. Nam at diam et eros posuere interdum sagittis efficitur nulla. Sed ullamcorper ipsum vel diam efficitur, ut tristique nisi sodales. Integer vel augue rhoncus dolor rutrum condimentum ut faucibus magna. Vivamus vitae quam sed enim imperdiet volutpat eu eget nunc. Duis viverra odio a tortor sodales, quis ullamcorper diam consectetur. Lorem ipsum dolor sit amet, consectetur adipiscing elit. In ut iaculis urna, a venenatis lorem. Nullam vestibulum elit eu lacus aliquet molestie et in libero. Nulla ac dictum nulla, in venenatis enim. Cras arcu purus, cursus varius mauris quis, aliquet convallis est. Vivamus ipsum turpis, mattis nec odio id, tristique lobortis tellus. Maecenas sed feugiat mauris, non tincidunt odio. Mauris eget justo vitae lectus fringilla congue sit amet ac nisi. Nulla et turpis eu nibh facilisis vehicula. Sed viverra massa eget nisi facilisis, a porttitor eros tempus.

Nico 00:01:33:24
 Cras convallis volutpat mi, et mollis nibh vulputate non. Donec eget arcu magna. Suspendisse consequat tempus mi, non venenatis turpis commodo quis. Aenean ullamcorper interdum libero vitae lacinia. Etiam semper quis nulla a tincidunt. Maecenas non porttitor lectus. Donec blandit pellentesque elit, in gravida urna pretium sed. Donec scelerisque dolor nulla, in bibendum eros pellentesque vitae. Nam vulputate aliquet molestie. Phasellus efficitur, dolor ac tempus tincidunt, eros nibh efficitur erat, vel dapibus nulla mauris vel dui. Aliquam magna erat, eleifend in nibh in, commodo laoreet dolor.

Robert 00:07:42:18
 Sed semper eu felis ac rhoncus. Proin ante neque, rhoncus ut mi tempus, aliquet pulvinar mi. Proin vitae mi augue. Etiam tincidunt arcu venenatis scelerisque pretium. Class aptent taciti sociosqu ad litora torquent per conubia nostra, per inceptos himenaeos. Duis nec dui molestie, sagittis orci ut, ullamcorper sem. Nulla ligula sem, mattis id augue et, venenatis posuere nulla. Fusce pretium elementum odio quis lacinia. Sed lacinia pulvinar nibh vel euismod. Integer eleifend elementum dui, non semper augue sollicitudin eu. Duis sollicitudin nibh faucibus, scelerisque felis a, imperdiet sem. Proin magna massa, dapibus quis ornare nec, ornare non mauris.

00:24:30:21 TC

Timecode and frame-by-frame stepping

timecode overlay

Transcript edit controls (shortcuts F8 → F10, Enter, Esc)

Player controls (shortcuts F1 → F7)

MARK COMPLETED

MARK COMPLETED

DELETE TRANSCRIPT

Marked 'completed' indicates transcription work is done.

Delete Transcript also resets status to 'not yet started'.

Filter by transcription status in the Flow Library

Automatic Transcription is busy

Transcription in progress

Transcription Status

Transcription has not yet started

Automatic Transcription failed

Automatic Transcription done

One paragraph of text with speaker name and start timecode

PLAYER SHORTCUTS

Rewind Player 1 second

Toggle Play / Pause

Forward Player 1 second

Previous Clip

Slower / Reverse Playout

Faster Playout

Next Clip

F1 Go to previous clip

F2 Rewind player 1 second. Hold shift to rewind 1 frame

F3 Slower or reverse playout

F4 Toggle Play / Pause

F5 Faster playout

F6 Forward player 1 second. Hold shift to forward 1 frame

F7 Go to next clip

TRANSCRIPT EDIT SHORTCUTS

Play IN to OUT

Set IN to Player Position

Set OUT to Player Position

Save changes

Change speaker of paragraph

F8 Start playing from cursor position

F9 Set IN and start recording a time range

F10 Set OUT and stop recording a time range

Enter save the changes (when a dialog is open)

Esc Close dialog and don't save changes

MAC USER? Hold fn key while pressing F1, F2, ...

ADD NEW TIMED TEXT TO TRANSCRIPT

playhead position when SET IN was pressed

OUT will follow playhead while "recording"

playhead position when F10 was pressed

SET IN

F9 sets the IN point to the playhead position and starts "recording"

Confirm Cancel

Type what you hear

SET OUT

F10 sets the OUT point to the playhead position and pauses player (stops "recording")

Confirm Cancel

Finish typing the transcript between IN and OUT. Press Preview to listen again.

Enter adds the timed text to your transcript

TEXT SELECTION

pendisse consequat tempus mi, non venenatis turpis commodo quis. Aenean ullamcorper interdum libero vitae lacinia. Etiam semper quis nulla a tincidunt. Maecenas non porttitor lectus. Donec blandit pellentesque elit, in gravida urna

Play selected text

Edit text of selection

Change timing of selection

Limecraft Flow

“ Transcriber Cheat Sheet [part 2]

START AUTOMATED SPEECH RECOGNITION

Supported languages Arabic, Chinese, Dutch, English, Finnish, French, German, Polish, Russian, Spanish, Turkish

Align an existing transcription with your material.

Automatic Transcription

My material is in Dutch

(optional) existing transcript Choose File...

The transcript text has to be a txt file with exactly one sentence per line.

CANCEL START

RENAME SPEAKERS IN BULK

Listen to a fragment of this speaker talking

Speaker 04 [1 / 14]

Give each speaker a name. Press 'Listen' to hear the speaker talking.

Kar|

Kar (new speaker)

Map to speaker in this clip

- Karlien
- Katrien

Speakers from other clips

- Karel Karelmans
- Karree confituur

Go to previous recognized speaker

Go to next recognized speaker

FIX TIMING OF TEXT SELECTION

Select text and press the button with the clock icon

Cras convallis volutpat mi, et mollis nibh vulputate non. Donec eget arcu magna. Suspendisse consequat tempus mi, non venenatis turpis commodo quis. Aenean ullamcorper interdum libero vitae lacinia.

IN 00 : 03 : 00 : 10

OUT 00 : 03 : 12 : 15

each word has the same duration

Confirm Cancel

Transcription-based logging - aka Quotes

Transcriber and Subclips panes should both be open, with the Transcriber in VIEW mode

VIEW EDIT

Select the text

Cras convallis volutpat mi, et mollis nibh vulputate non. Donec eget arcu magna. Suspendisse consequat tempus mi, non venenatis turpis commodo quis. Aenean ullamcorper interdum libero vitae lacinia. Etiam semper quis nulla a tincidunt. Maecenas non porttitor lectus. Donec blandit pellentesque elit, in gravida urna pretium sed. Donec scelerisque dolor

Click ADD SUBCLIP

+ ADD SUBCLIP

(optional) Type description

00 : 01 : 34 : 10 00 : 01 : 36 : 02

“ Etiam semper quis nulla a tincidunt. Maecenas non — Nico

This quote is great! @wim Use it in #trailer?

Timing taken from text selection

Limecraft Flow

Transcription-based logging


Transcript should be in VIEW mode

Transcript and Subclips panes are both open

The screenshot displays the Limecraft Flow interface. At the top, a green header bar contains a 'Back' button, the video title 'FLOWERS-IN-FRANCE.MP4 (10 of 15)', and playback controls. Below the header, the main area is split into two panes. The left pane, labeled 'VIEW EDIT EXPORT', shows a transcript for a video. The right pane, labeled 'EXPORT MARK COMPLETED', shows a list of subclips. The transcript pane shows three entries: Robert (00:00:00:01), Nico (00:01:33:24), and Robert (00:07:42:18). The subclips pane shows three entries: 'Just a regular subclip' (00:00:00:19 to 00:00:00:19), a quote by Robert (00:01:20:19 to 00:01:28:23), and a quote by Nico (00:01:34:10 to 00:01:36:02). The bottom of the interface features a video player with a progress bar at 00:24:30:21 and a 'TC' button.

Transcription-based logging - aka Quotes

Transcriber and Subclips panes should both be open, with the Transcriber in VIEW mode

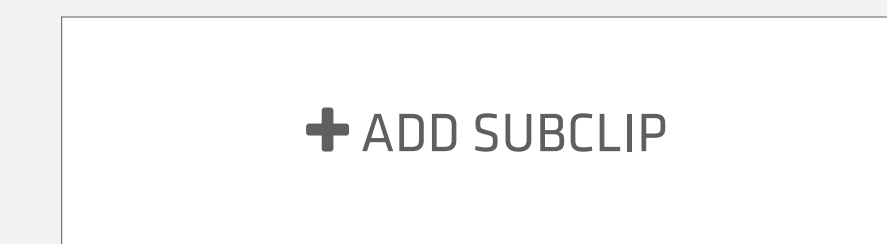


Select the text

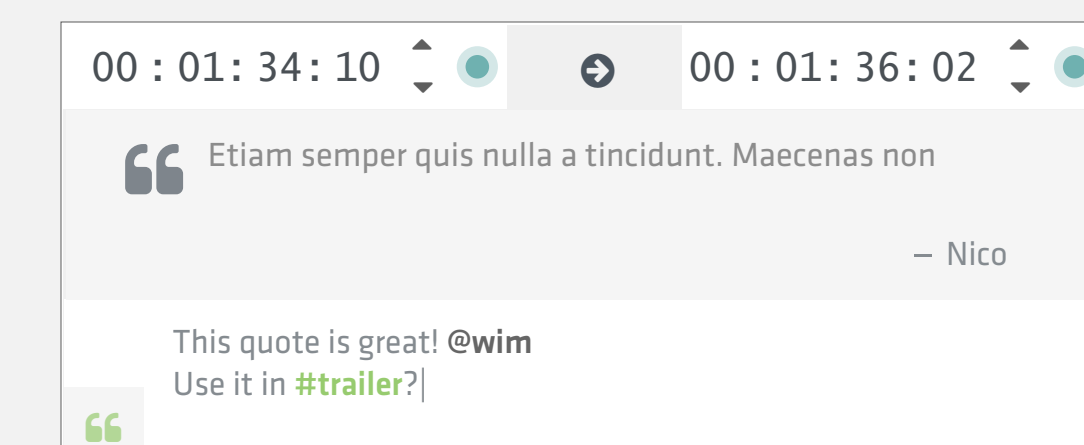
Cras convallis volutpat mi, et mollis nibh vulputate non. Donec eget arcu magna. Suspendisse consequat tempus mi, non venenatis turpis commodo quis. Aenean ullamcorper interdum libero vitae lacinia. **Etiam semper quis nulla a tincidunt. Maecenas non** porttitor lectus. Donec blandit pellentesque elit, in gravida urna pretium sed. Donec scelerisque dolor



Click ADD SUBCLIP



(optional) Type description



Timing taken from text selection