










Product Identification		Product Image
Company Name	LUTEC	
Item code	8402902012	
Module code	8402902012M	
Product Name	CEPA	
Last modified	2021/9/15	

Step	
	
1. Light	2. Rotate and remove the cover
	
3. Remove the fixing screw on the back	4. Unscrew and remove the module and terminal
	
5. Unscrew and remove the protective shell of the control board	6. Unplug the connection line and remove the control board
	
7. Remove the other part of LED board	8. Module 140VDC 24mA