








Product Identification		Product Image
Company Name	LUTEC	
Item code	7193803118	
Module code	7193803118M	
Product Name	CUBA	
Last modified	2021/6/2	

Step	
	
1. Light	2. After using a sol agent, pry the plastic cover by screw
	
3. Unscrew the lamp body	4. Remove the light post with an Allen wrench
	
5. Open the end wire connector with vise	6. Module