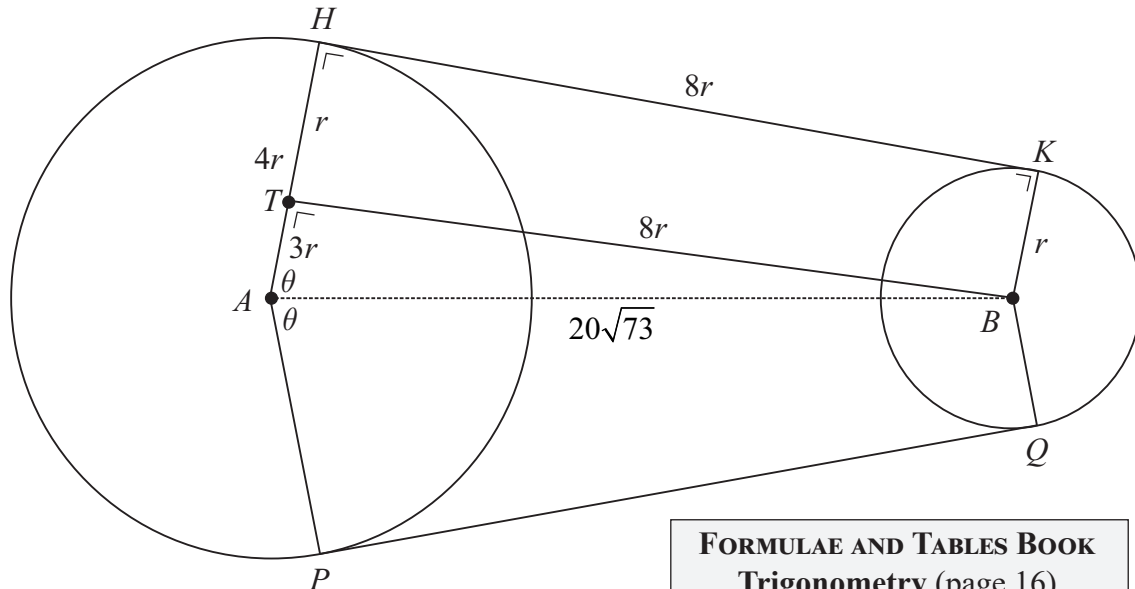


## LC 2015 (SET B): PAPER 2

### QUESTION 7 (40 MARKS)

#### Question 7 (a)

**NOTE:** You can see from the measurements on the diagram that it is not obviously drawn to scale. To draw it to scale would make the smaller circle tiny making it difficult to see measurements.



Consider the right-angled triangle  $ATB$ .

Apply Pythagoras.

$$(3r)^2 + (8r)^2 = (20\sqrt{73})^2$$

$$9r^2 + 64r^2 = 400 \times 73$$

$$73r^2 = 400 \times 73$$

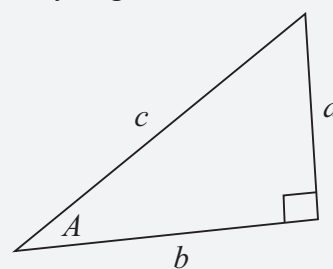
$$r^2 = 400$$

$$\therefore r = \sqrt{400} = 20 \text{ cm}$$

#### FORMULAE AND TABLES BOOK

##### Trigonometry (page 16)

Pythagoras' theorem



$$c^2 = a^2 + b^2$$

#### MARKING SCHEME NOTES

##### Question 7 (a) [Scale 15C (0, 5, 12, 15)]

- 5: •  $BT$  drawn correctly  
 • Pythagoras formula with some correct substitution  
 • Recognising  $|\angle ATB| = 90^\circ$

- 12: • Pythagoras formula fully substituted

#### Question 7 (b)

Area of quadrilateral  $ABKH$  = Area of rectangle  $TBKH$  + Area of right-angled triangle  $ABT$

$$\text{Area} = (8r)(r) + \frac{1}{2}(3r)(8r) = 8r^2 + 12r^2 = 20r^2 = 20(20)^2 = 8000 \text{ cm}^2$$

**MARKING SCHEME NOTES**

**Question 7 (b) [Scale 15C (0, 5, 12, 15)]**

- 5: • Indicates two areas  
 • Effort at area of rectangle only  
 • Effort at area of triangle only
- 12: • Area of triangle correct  
 • Area of rectangle correct

**Question 7 (c) (i)**

$$\tan \theta = \frac{8r}{3r} = \frac{8}{3} \Rightarrow \theta = \tan^{-1}\left(\frac{8}{3}\right) = 69.44^\circ$$

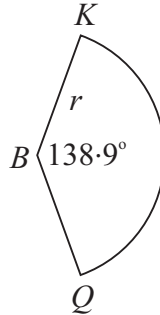
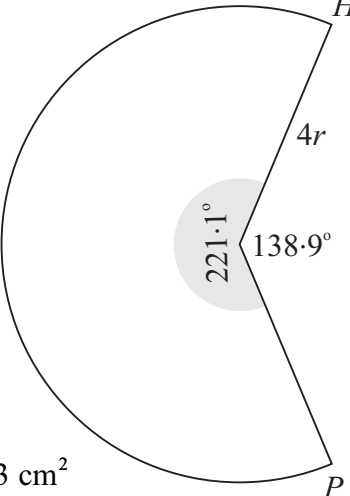
$$|\angle HAP| = 2\theta = 138.9^\circ$$

**MARKING SCHEME NOTES**

**Question 7 (c) (i) [Scale 5C (0, 2, 4, 5)]**

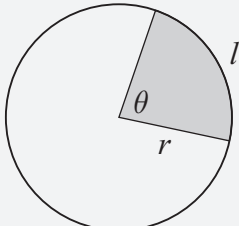
- 2: •  $\tan(\angle HAB) = \frac{160}{60}$  or equivalent in sin or cos
- 4: •  $|\angle HAB|$  in degrees

**Question 7 (c) (ii)**

Total area of machine part = 2(Area of  $ABKH$ ) +  + 

$$\text{Area} = 2(8000) + \frac{1}{2}(20)^2 \times \frac{\pi}{180} \times 138.9 + \frac{1}{2}(80)^2 \times \frac{\pi}{180} \times 221.1 = 28\,833 \text{ cm}^2$$

**FORMULAE AND TABLES BOOK**  
**Length and area:**  
**Arc/sector [page 8]**



$l = r\theta$   
 $A = \frac{1}{2}r^2\theta$

when  $\theta$  is in radians.

Degrees to radians:  $\times \frac{\pi}{180^\circ}$

Radians to degrees:  $\times \frac{180^\circ}{\pi}$

**MARKING SCHEME NOTES**

**Question 7 (c) (ii) [Scale 5C (0, 2, 3, 4, 5)]**

- 2: • Effort at area of one region
  - 3: • Area of one sector with correct substitution
  - 4: • Area of two sectors with substitution correct in both
-