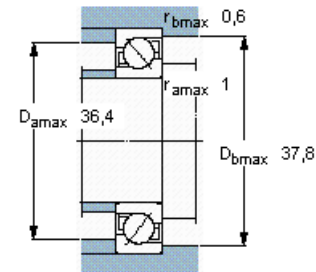
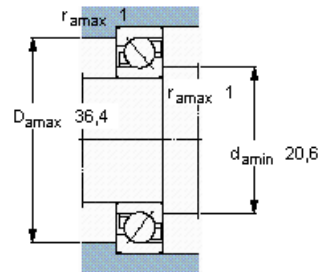
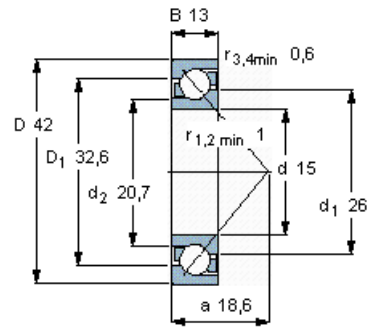


# Angular contact ball bearings, single row



Principal dimensions			Basic load ratings		Fatigue load limit $P_u$	Speed ratings		Mass	Designation
d	D	B	dynamic	static		Reference speed	Limiting speed		
mm			kN		kN	r/min		kg	-
15	42	13	13	6,7	0,28	20000	20000	0,081	7302 BEP



### Calculation factors

- $k_r$  0,1
- $k_a$  1,6
- $e$  1,14
- $X$  0,35
- $Y$  0,57
- $Y_0$  0,26