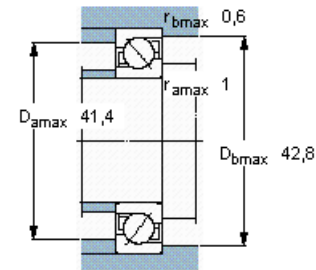
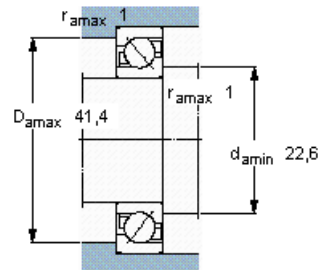
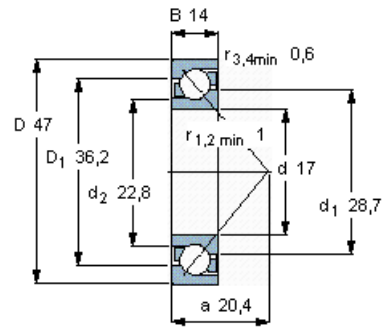


# Angular contact ball bearings, single row



Principal dimensions			Basic load ratings		Fatigue load limit $P_u$	Speed ratings		Mass	Designation
d	D	B	dynamic	static		Reference speed	Limiting speed		
mm			kN		kN	r/min		kg	-
17	47	14	15,9	8,3	0,355	19000	19000	0,11	7303 BEP



### Calculation factors

- $k_r$  0,1
- $k_a$  1,6
- e 1,14
- X 0,35
- Y 0,57
- $Y_0$  0,26