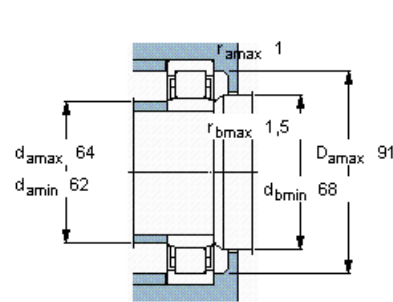
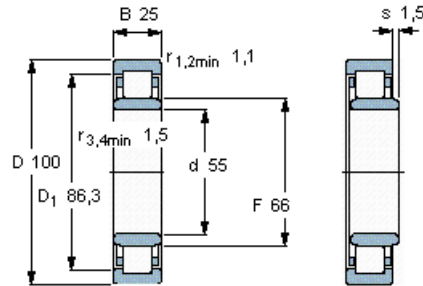


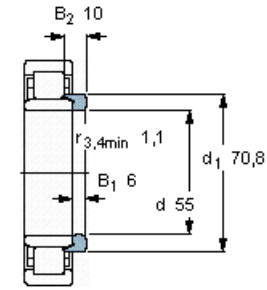
Cylindrical roller bearings, single row, NU design



Principal dimensions			Basic load ratings		Fatigue load limit P_u	Speed ratings		Mass	Designation	Angle ring Designation
d	D	B	dynamic	static		Reference speed	Limiting speed			
mm			kN		kN	r/min	kg	-	-	
55	100	25	114	118	15,3	7500	8000	0,79	NU 2211 ECP	HJ 2211 EC



Calculation factors
 k_r 0,2
 e 0,3 Y 0,4



HJ 2211 EC
 Mass kg 0,085