




# One-way flow control valves GRLA/GRLZ, standard

FESTO

Technical data – Push-in connector QS, metal

Ordering data – Exhaust air one-way flow control function									
Pneumatic connection	Standard nominal flow rate qnN at 6 → 5 bar		Standard flow rate qn at 6 → 0 bar		Weight [g]	Part No.	Type		
	in direction of flow control	in non-return direction	in direction of flow control	in non-return direction					
	2	1	[l/min]	[l/min]				[l/min]	[l/min]
Slotted head screw									
	M5	QS-3	100	60 ... 100	145	150 ... 170	13	193137	GRLA-M5-QS-3-D
		QS-4	110	65 ... 110	165	140 ... 160		193138	GRLA-M5-QS-4-D
		QS-6	115	70 ... 110	185	145 ... 170		193139	GRLA-M5-QS-6-D
	G1/8	QS-3	130	100 ... 130	180	200 ... 220	22	193142	GRLA-1/8-QS-3-D
		QS-4	160	120 ... 190	250	270 ... 300		193143	GRLA-1/8-QS-4-D
		QS-6	185	160 ... 240	370	330 ... 390		193144	GRLA-1/8-QS-6-D
		QS-8	400	290 ... 420	600	570 ... 680	32	537075	GRLA-1/8-QS-6-MF-D
			215	175 ... 250	400	330 ... 410	22	193145	GRLA-1/8-QS-8-D
			475	325 ... 500	720	610 ... 760	32	537076	GRLA-1/8-QS-8-MF-D
	G1/4	QS-6	400	290 ... 420	600	570 ... 680	42	193146	GRLA-1/4-QS-6-D
		QS-8	475	325 ... 500	720	610 ... 760		193147	GRLA-1/4-QS-8-D
		QS-10	480	345 ... 500	760	630 ... 790		193148	GRLA-1/4-QS-10-D
	G3/8	QS-6	495	320 ... 495	740	840 ... 890	60	193149	GRLA-3/8-QS-6-D
		QS-8	820	450 ... 850	1,300	1,080 ... 1,420		193150	GRLA-3/8-QS-8-D
		QS-10	900	540 ... 975	1,400	1,160 ... 1,620		193151	GRLA-3/8-QS-10-D
G1/2	QS-12	1,580	925 ... 1,605	2,220	1,910 ... 2,500	106	193152	GRLA-1/2-QS-12-D	
Knurled screw									
	M5	QS-3	100	60 ... 100	145	150 ... 170	14	197576	GRLA-M5-QS-3-RS-D
		QS-4	110	65 ... 110	165	140 ... 160		197577	GRLA-M5-QS-4-RS-D
		QS-6	115	70 ... 110	185	145 ... 170		197578	GRLA-M5-QS-6-RS-D
	G1/8	QS-3	130	100 ... 130	180	200 ... 220	23	197579	GRLA-1/8-QS-3-RS-D
		QS-4	160	120 ... 190	250	270 ... 300		197580	GRLA-1/8-QS-4-RS-D
		QS-6	185	160 ... 240	370	330 ... 390	24	197581	GRLA-1/8-QS-6-RS-D
		QS-8	215	175 ... 250	400	330 ... 410		534337	GRLA-1/8-QS-8-RS-D
	G1/4	QS-6	400	290 ... 420	600	570 ... 680	50	534338	GRLA-1/4-QS-6-RS-D
		QS-8	475	325 ... 500	720	610 ... 760		534339	GRLA-1/4-QS-8-RS-D
		QS-10	480	345 ... 500	760	630 ... 790		534340	GRLA-1/4-QS-10-RS-D
	G3/8	QS-6	495	320 ... 495	740	840 ... 890	72	534341	GRLA-3/8-QS-6-RS-D
		QS-8	820	450 ... 850	1,300	1,080 ... 1,420		534342	GRLA-3/8-QS-8-RS-D
		QS-10	900	540 ... 975	1,400	1,160 ... 1,620		534343	GRLA-3/8-QS-10-RS-D
	G1/2	QS-12	1,580	925 ... 1,605	2,220	1,910 ... 2,500	124	534344	GRLA-1/2-QS-12-RS-D
	Ordering data – Supply air one-way flow control function								
Pneumatic connection	Standard nominal flow rate qnN at 6 → 5 bar		Standard flow rate qn at 6 → 0 bar		Weight [g]	Part No.	Type		
	in direction of flow control	in non-return direction	in direction of flow control	in non-return direction					
	2	1	[l/min]	[l/min]				[l/min]	[l/min]
Slotted head screw									
	M5	QS-3	100	60 ... 100	135	130 ... 160	13	193153	GRLZ-M5-QS-3-D
		QS-4	110	65 ... 110	160	150 ... 180		193154	GRLZ-M5-QS-4-D
		QS-6	115	70 ... 110	170	160 ... 200		193155	GRLZ-M5-QS-6-D
	G1/8	QS-3	130	100 ... 130	200	180 ... 200	22	193156	GRLZ-1/8-QS-3-D
		QS-4	160	120 ... 190	300	260 ... 290		193157	GRLZ-1/8-QS-4-D
		QS-6	185	160 ... 240	340	390 ... 460		193158	GRLZ-1/8-QS-6-D
		QS-8	215	175 ... 250	370	390 ... 470		193159	GRLZ-1/8-QS-8-D