

**iQ500**  
**EP6A6HB20**  
**60 cm, hob, Hard Glass**

**Design**

- Easy to clean Tempered Glass surface.
- Cast iron w rubber feet single
- High efficiency burner set

**Special features**

- Step Flame technology - 9 steps
- Design co-ordinated control dials
- Ignition via control dials

**Power and size:**

- 4 burner gas hob including:
- 3 gas + wok
- Left rear: Standard burner 1.75 KW
- Right rear: WOK burner 3.5 KW
- Left front: Standard burner 1.75 KW
- Right front: Economy burner 1 KW

**Safety Features**

- Factory set for connection to mains gas
- Flame failure safety device


**Accessories**

- LPG jets (28-30/37mbar) included


**Technical information**

- Power cord length 100 cm


**Included accessories**



**Optional accessories**



**Alternative colors available**



**Technical Data**

**Characteristics**  
 Product name/family : gas hob w integrated controls  
 Construction type : Built-in  
 Source of energy : Gas  
 Total number of positions that can be used at the same time : 4  
 Required niche size for installation (HxWxD) : 45 x 560-562 x 480-492  
 Width (mm) : 590  
 Dimensions of the product (mm) : 45 x 590 x 520  
 Net weight (kg) : 14.0  
 Gross weight (kg) : 15.0  
 Residual heat indicator : without  
 Control panel : Front  
 Basic surface material : Hard Glass  
 Color of surface : Black  
 Color of frame : Black  
 Approval certificates : CE  
 Length of electrical supply cord (cm) : 100  
 EAN code : 4242003742389

**Consumption and connection features**  
 Electrical connection rating (W) : 2  
 Gas connection rating (W) : 8000  
 Current (A) : 3  
 Nominal power (kW) : 220-240  
 Frequency (Hz) : 60; 50

Siemens  
 EP6A6HB20  
 Gas hob


Predecessor:  
 EP616HB91E

Successor:

EAN code:  
 4242003742389

sales programme:

iQ500  
 EP6A6HB20  
 60 cm, hob, Hard Glass



For installation  
 flush with  
 surrounding  
 surfaces

