




Technical data	
Model	WDUD 9640
Dimensions	width 59.5 cm height 85 cm depth 60,5 cm
Capacity	from 1 to 9 kg for the wash programme from 1 to 6 kg for the drying programme
Electrical connections	please refer to the technical data plate fixed to the machine
Water connections	maximum pressure 1 MPa (10 bar) minimum pressure 0.05 MPa (0.5 bar) drum capacity 62 litres
Spin speed	up to 1400 rotations per minute
Energy rated programmes according to regulation EN 50229	Wash: programme  ; temperature 60°C (2nd press of the button); using a load of 9 kg. Drying: the smaller load must be dried by selecting the "EXTRA" dryness level. The load must consist of 3 sheets, 2 pillowcases and 1 hand towel; the remainder of the load must be dried by selecting the "EXTRA" dryness level.
 	This appliance conforms to the following EC Directives: - 2004/108/EC (Electromagnetic Compatibility) - 2006/95/EC (Low Voltage) - 2002/96/EC