


TO LET



# DRAKE HOUSE

DUBLIN AIRPORT LOGISTICS PARK

STATE-OF-THE-ART STANDALONE LOGISTICS FACILITY

289,172 SQ FT  
COMING H2 2026



A DEVELOPMENT WITH  
**ROHAN**   
Project Management






# DRAKE HOUSE

DUBLIN AIRPORT LOGISTICS PARK

## EXECUTIVE SUMMARY



State of the art distribution centre extending to approximately 289,172 sq ft, (including 21,855 sq ft ancillary office accommodation), located in Dublin Airport Logistics Park.



Total site size of 12.92 acres.



Clear internal height of 18m.



Loading access via 24 no. dock levellers and 4 no. loading doors.



Delivering the highest ESG credentials.  
Targeted BREEAM Excellent certification and A3 BER.



Direct access to the N2 / M50 Motorway.



Available for occupation in H2 2026.







DRAKE  
HOUSE



#### DRIVE TIMES

Belfast	1hr 45min
Rosslare	2hrs
Galway	2hr 15min
Limerick	2hr 15min
Cork	2hr 45min

# LOCATION

Drake House is situated in Dublin Airport Logistics Park (DALP) in North County Dublin, one of Ireland's premium logistics parks. DALP is a privately owned logistics park, developed by Rohan Holdings and actively managed by Rohan Estate Management.

Dublin Airport Logistics Park is a premier logistics and distribution hub in Ireland which benefits from private access onto the M2 Motorway. There is also a secondary access point to the park via the R122.

Drake House is strategically located by Dublin Airport, approximately 250 meters from the Airport perimeter and a 10-minute drive from both Terminals 1 & 2.

The logistics park provides excellent

connectivity to key road transport routes including the M50 Motorway, M1, M2 Motorways and the Dublin Port Tunnel. This prime location ensures efficient access to Dublin City Centre and other major arterial routes.

Newtown House Bus Stop is located at the eastern entrance to the park on the St. Margaret's Road and Kilshane Bus Stop is located at the western entrance just off the M2 / Dublin Airport Logistics Park roundabout. These bus stops are serviced by buses to and from Dublin City Centre which travel via Ashbourne, Newtown Cross, Ward Cross, Kildonan and Finglas.

Nearby amenities include Java Republic, Charlestown Shopping Centre and Blanchardstown Town Centre.



#### DRIVE TIMES

M50 (Junction 5)	2 min
M50 (Junction 3) / M1	8 mins
Dublin Airport	10 mins
Dublin Port Tunnel	10 mins
M50 (Junction 6) / M3	8 mins
M50 (Junction 7) / M4	10 mins
M50 (Junction 9) / M7	13 mins
M50 (Junction 10) / Ballymount	15 mins
M50 (Junction 11) / Tallaght	18 mins



#### OCCUPIERS IN THE IMMEDIATE VICINITY INCLUDE:





# THE BUILDING

Drake House is a state-of-the-art, detached distribution centre extending to approximately 289,172 sq ft, strategically positioned on a secure, self-contained site of circa 12.92 acres.

Designed to accommodate modern logistics operations, the facility combines high-specification warehouse space with premium office accommodation, offering both functionality and sustainability.

Constructed with a robust steel portal frame, the building features composite metal cladding to the external walls and a twin-skin insulated metal deck roof, which includes 10% translucent panels to maximise natural light within the warehouse. The facility boasts a clear internal height of 18 metres and the warehouse floor is finished to FM2 standard with a uniformly distributed load (UDL) of 50kN/m<sup>2</sup>. A siphonic roof drainage system will also be provided.

Loading access is optimized via 24 dock levellers and 4 ground-level loading doors, with a dedicated marshalling office located within the warehouse area. A separate access route for HGVs and cars ensures smooth traffic flow and operational efficiency.

Power and utilities include a three-phase electrical supply with a power supply of 1 MVA, gas service pipework located at the site boundary, and a designated ESB substation. The site also features an external sprinkler system tank and pump house for fire safety.



## THE FACILITY IS EQUIPPED WITH A RANGE OF SUSTAINABLE AND ENERGY-EFFICIENT FEATURES, INCLUDING:



Rainwater harvesting system for grey water recycling within the office accommodation



PV will be provided



Three-pipe reverse cycle refrigerant distribution system for heating and cooling



Air source heat pumps serving all ancillary and circulation areas



LED lighting throughout



Double-glazed windows for thermal efficiency



Proposed View on to South and West Elevations.







# BUILDING SPECIFICATIONS


Drake House offers three storey open plan office accommodation, finished to a CAT A standard, with a plant room located on the fourth floor. The office space includes:


- Ground floor reception area
- Suspended ceilings, raised access floors, and carpet tiles
- WC facilities, kitchenette, and storage areas
- 1x passenger lift
- Heating and cooling via the three-pipe reverse system
- Provisions for an access control system


Externally, the site is enhanced by feature landscaping, security fencing, and extensive parking provisions, including:

 160 staff and visitor car parking spaces

 35 EV charging points for cars, with infrastructure in place for lorry/van EV charging

 Dedicated bicycle and motorcycle parking

 Goods yards and service areas constructed with concrete

 Car parking areas finished with asphalt

Drake House is designed to meet the highest standards of environmental performance, targeting a BREEAM Excellent certification and an A3 BER rating. This makes Drake House a future-proof choice for occupiers seeking efficiency, sustainability, and operational excellence.

## SCHEDULE OF ACCOMMODATION (GROSS EXTERNAL AREA)

Accommodation	Size (sq m)	Size (sq ft)
Warehouse	24,834.60	267,317
Ground floor Office	450.50	4,849
First floor Office	450.50	4,849
Second floor Office	450.50	4,849
Ancillary Accommodation	678.90	7,308
<b>Total Area</b>	<b>26,865</b>	<b>289,172</b>

All measurements are approximate and for information purposes only. Intending occupiers must satisfy themselves as to the accuracy of the measurements.



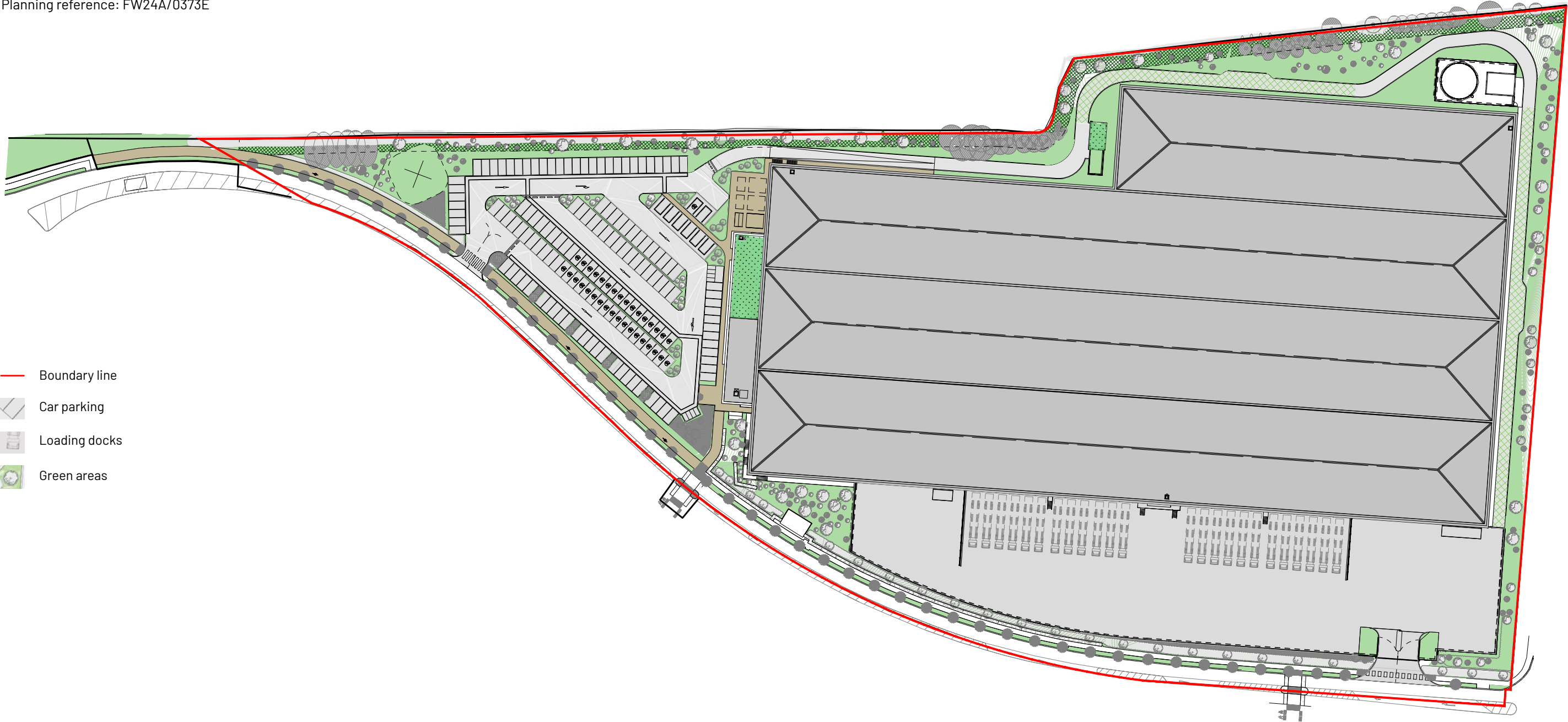


# SITE PLAN

## PLANNING

Planning granted for the construction of a central warehouse & logistics distribution centre, with an overall GFA of 26,865 sq. m.

Planning reference: FW24A/0373E





## SERVICES

All mains services will be provided and connected to the property.  
1 MVA of power will be supplied to the building.

## VIEWING

All viewings are strictly by appointment through joint agents, Cushman & Wakefield & Savills.

## PRICING & TERMS

On Application.

## OUTGOINGS

Available on request.

## SUSTAINABILITY CREDENTIALS



## JOINT AGENTS



PSRA: 002222

### Brendan Smyth

E: [brendan.smyth@cushwake.com](mailto:brendan.smyth@cushwake.com)  
T: +353 86 040 2228

### Nicola Gilleece

E: [nicola.gilleece@cushwake.com](mailto:nicola.gilleece@cushwake.com)  
T: +353 86 063 6112

[www.cushmanwakefield.ie](http://www.cushmanwakefield.ie)



PSRA: 002233

### Jarlath Lynn

E: [jarlath.lynn@savills.ie](mailto:jarlath.lynn@savills.ie)  
T: +353 86 440 7496

### Billy Flynn

E: [billy.flynn@savills.ie](mailto:billy.flynn@savills.ie)  
T: +353 86 136 5926

[www.savills.ie](http://www.savills.ie)

#### DISCLAIMER:

PROPERTY MISREPRESENTATION ACT. Savills Ireland, Cushman & Wakefield and the Vendor/Lessor give note that the particulars and information contained in this brochure do not form any part of any offer or contract and are for guidance only. The particulars, descriptions, dimensions, references to condition, permissions or licences for use or occupation, access and any other details, such as prices, rents or any other outgoings are for guidance only and are subject to change. Maps and plans are not to scale, and measurements are approximate. Whilst care has been taken in the preparation of this brochure intending purchasers, Lessees or any third party should not rely on particulars and information contained in this brochure as statements of fact but must satisfy themselves as to the accuracy of details given to them. Neither Savills Ireland and Cushman & Wakefield nor any of its employees have any authority to make or give any representation or warranty (express or implied) in relation to the property and neither Savills Ireland and Cushman & Wakefield nor any of its employees nor the vendor or lessor shall be liable for any loss suffered by an intending purchaser/lessees or any third party arising from the particulars or information contained in this brochure. Prices quoted are exclusive of VAT (unless otherwise stated) and all negotiations are conducted on the basis that the purchasers/lessees shall be liable for any VAT arising on the transaction. This brochure is issued by Savills Ireland and Cushman & Wakefield on the understanding that any negotiations relating to the property are conducted through it.

A DEVELOPMENT WITH  
**ROHAN**   
Project Management