


TO LET

Artaneplace

Artane, Dublin 5

XESTRA
Asset Management Experts

Artane Place – a retail destination



Executive Summary

Located only 5 km north of Dublin City Centre, Artane place is nestled in midst of an established and vibrant residential area with an immediate catchment population of over 45,000 within a 2 mile radius.

Anchored by Lidl, Pepco, Chemist Warehouse, Polonez and Mr Price.

Over 30,000 cars visit the park each week with more visiting the park by foot.

Excellent retail opportunities with a variety of units and sizes available.

Approx. 300 number surface customer car parking spaces.

The units are suitable for a variety of uses.

Traditional Retail Units and Retail Warehouse Units available.




12 minutes
to M50

15 minutes
to Dublin Airport

6 minutes
from Killester Dart Station
to Connolly Station

1 minute
to Dublin Bus

Artane Place, Dublin 5

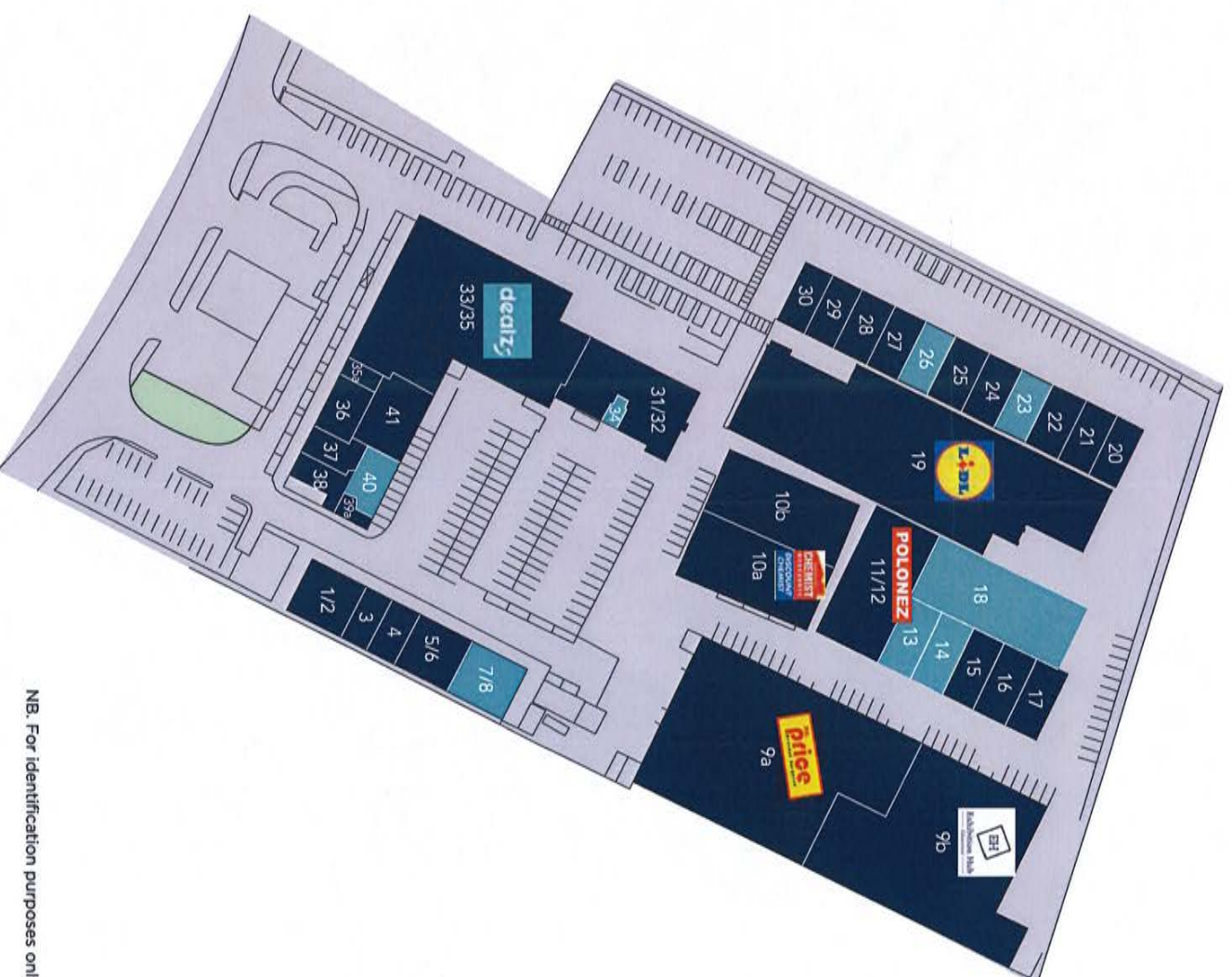


Units

AVAILABLE UNITS	SIZE IN SQ.FT. (APPROX.)
7/8	1,620
14	1,075
18	6,000
23	1,100
26	1,100
34	250
40	1,100

There are a number of other available uses within the park including office and light industrial / warehouse.

AVAILABLE LET



LEASE TERM

New leases with flexible terms.

QUOTING RENT

Rents on Application.

SERVICE CHARGE

We understand that the service charge payable for approximately 2025 is approximately €2.85 per sq.ft.

This is subject to change in accordance with the annual service charge budget.

COMMERCIAL RATES

The Tenant will be obliged to pay rates to the local authority upon occupation.

TIMING

Available immediately.

BER



STRICTLY BY APPOINTMENT

Strictly by appointment with the letting agents.

XESTRA

Asset Management Experts

NB. For identification purposes only

