















WHITEFIELD HALL



Key to dwelling types

- | | |
|---|---|
|  2-Bed Apartment |  4-Bed Semi-Detached Houses / 4A |
|  2-Bed Terrace Houses 2A - 2F |  4-Bed Detached House / 4B |
|  3-Bed Semi-Detached Houses / 3A, 3B, 3C, 3D |  4-Bed Detached House / 4C |
|  3-Bed Semi-Detached Houses / 3E |  4-Bed Semi-Detached Houses / 4D |
|  3-Bed Semi-Detached Houses / 3F |  4-Bed Semi-Detached Houses / 4E |
|  3-Bed Semi-Detached Houses / 3G |  4-Bed Detached House / 4F |

Disclaimer: All dimensions, descriptions, etc included in these particulars and in any accompanying documentation and/or price lists and any verbal statements made by us or any representatives are made in good faith, but are not intended to form a basis for any contract and are for guidance only. Any intending purchaser should not rely on them as statements or representation of fact, but should satisfy themselves by inspection or otherwise as to the correctness of each of them before committing themselves to a contract. Measurements and distances are approximate and drawings, maps and plans are not to scale. Intending purchasers should satisfy themselves as to the accuracy of details given to them either verbally or as part of this brochure. The developer reserves the right to make alterations to design and finish. Estimated measurements indicated are gross internal areas, the measurement from block wall to block wall, excluding internal finishes. The Selling Agent are not authorised to make or give any warranties in relation to the development.

