



MINI 3-DOOR HATCH.





THE ORIGINAL REMASTERED.

Who said you can't improve on the original. Welcome to the new MINI 3-Door Hatch. There's plenty to discover, so make yourself comfortable, settle in and take a good look around.

MODELS.



MINI COOPER.

More charismatic and distinguished than ever, the new MINI Cooper turns heads with every corner you turn. Matt silver and black touches contrast with any of the available body colours. Top it off with a black or white roof to complete the package.

Max. Power (kW)	100
Max. Torque (Nm)	220
Acceleration (0-100km/h)	secs 7.9 (7.8)
Max. Speed (km/h)	210 (210)
Consumption (l/100km)	4.7 (4.9)
CO₂ Emission (g/km)	110 (115)

[MINI.co.nz/configurator](https://www.mini.co.nz/configurator)



MINI COOPER S.

The new MINI Cooper S impresses from every angle. The completely redesigned front grille boasts big air intakes and a black honeycomb-patterned grid specific for the Cooper S. On the back, the air outlet housing two fog lights is wrapped around the double exhaust tailpipes. Proud red S badges on the front grille and back make a clear athletic statement.

Max. Power (kW)	141
Max. Torque (Nm)	280
Acceleration (0-100km/h)	secs 6.8 (6.7)
Max. Speed (km/h)	235 (233)
Consumption (l/100km)	5.9 (5.5)
CO₂ Emission (g/km)	138 (127)



MINI EXTERIOR. COLOURS.

With no less than thirteen colours to choose from, you can make your new MINI as elegant, sporting or extravagant as you want. Four new hues – Volcanic Orange, Moonwalk Grey, Blazing Red and Deep Blue – shake up the existing colour range, while the MINI Cooper S 3-Door Hatch also comes in the exclusive Thunder Grey. As you'd expect, the bright Chili Red is reserved for the John Cooper Works models.




Availability may vary depending on the model.

For those who want to make a bold statement, you can add some extra contrast to your MINI by opting for an Aspen White or Jet Black roof. On the other hand, you can keep things consistent by sticking to a roof in your chosen body colour.


BODY COLOUR.

- | | |
|--|--|
|  Electric Blue |  Deep Blue |
|  Lapisluxury Blue |  Pepper White |
|  British Racing Green |  Moonwalk Grey |
|  White Silver |  Midnight Black |
|  Thunder Grey |  Chili Red |
|  Volcanic Orange |  Melting Silver |
|  Blazing Red | |

ROOF AND EXTERIOR MIRROR CAPS.

- | | |
|---|--|
|  Aspen White |  Jet Black |
|  Roof in Body Colour | |

[MINI.co.nz/configurator](https://mini.co.nz/configurator)



MINI EXTERIOR. WHEELS.

The eight options available can make a big difference. To make an even bigger one, 18-inch wheels are now available for MINI as a factory-fitted option for the first time. Each wheel is guaranteed to suit your MINI, but which will suit your personal style?

- ❶ 16" Loop Spoke, Silver
- ❷ 16" Victory Spoke, Silver
- ❸ 16" Victory Spoke, Black
- ❹ 17" Tentacle Spoke, Silver
- ❺ 17" Cosmos Spoke, Black
- ❻ 17" Cosmos Spoke, Silver
- ❼ 18" Cone Spoke, Silver
- ❽ 18" Cone Spoke, White

MINI.co.nz/configurator



MINI INTERIOR.

With so many options, your MINI will be anything but ordinary. We offer more options for your new MINI than your heart could possibly ask for. And the excitement starts long before the vehicle arrives – you feel it when you start putting together the interior.

Availability may vary depending on the model.

- ① Colour Line
- ② Interior Surfaces
- ③ Interior Colour
- ④ Upholstery

INTERIOR SURFACES.

- Hazy Grey
- Black Chequered
- Dark Silver
- Piano Black
- Firework
- Off-White
- Dark Cottonwood

INTERIOR COLOURS.

- Carbon Black
- Satellite Grey

COLOUR LINE.

- Shadow Grey
- Carbon Black
- Dark Truffle
- Satellite Grey
- Glowing Red

UPHOLSTERY.

- Black Pearl Cloth/Leatherette Carbon Black
- Diamond Cloth/Leather Satellite Grey
- Diamond Cloth/Leather Carbon Black
- Lounge Leather Satellite Grey
- Cross Punch Leather Carbon Black
- Cross Punch Leather Dark Truffle
- Cloth Firework Carbon Black
- Lounge Leather Carbon Black

[MINI.co.nz/configurator](https://mini.co.nz/configurator)



CONCENTRATED THRILL. THE MINI JOHN COOPER WORKS.

Meet the MINI that's all thriller and no filler. Thanks to the latest generation Twin Power Turbo engine delivering 170 kW of power and 320 Nm of torque, we've unleashed the most powerful MINI ever – with the angry growl of a free flowing sports exhaust to prove it.





MINI JOHN COOPER WORKS.

Tame the beast with big Brembo brakes, sports suspension, the latest performance driving technologies and the distinctive JCW aerodynamic bodykit.

And inside, the daredevil's in the details with exclusive JCW sports seats, sports steering wheel and instruments, all wrapped in Dinamica fibre, carbon and leather trim. Now take a deep breath because there's plenty more where that came from.

Max. Power (kW)	170
Max. Torque (Nm)	320
Acceleration (0-100km/h)	secs 6.3 (6.1)
Max. Speed (km/h)	246
Consumption (l/100km)	6.7 (5.8)
CO₂ Emission (g/km)	155 (134)

For more information visit MINI.CO.NZ





CLICK HERE TO REQUEST A TEST-DRIVE TODAY.

Reading all about the MINI is one thing but getting behind the wheel of a MINI is another story altogether. As they say, nothing compares to the real thing, so for a genuinely exhilarating experience, contact your local MINI Garage to organise a test-drive today.

To locate your nearest MINI Garage or for more information visit **MINI.CO.NZ**



Variations of descriptions in the text and illustrations may occur in the models, standard and optional equipment and accessories featured in this brochure. The models featured in this brochure are subject to change in design and equipment. For precise information including the availability of standard and optional equipment, and the combinability of options please contact your authorised MINI Dealer.