



**Monodraught** are the recognised market leaders in ultra-low carbon, low energy solutions for Natural Ventilation, Natural Cooling and Natural Lighting.

**WINDCATCHER®**, **SUNPIPE®** and **COOL-PHASE®** brands are synonymous with quality and innovation (ISO9001 & 14001) and are supported by our market leading design service.

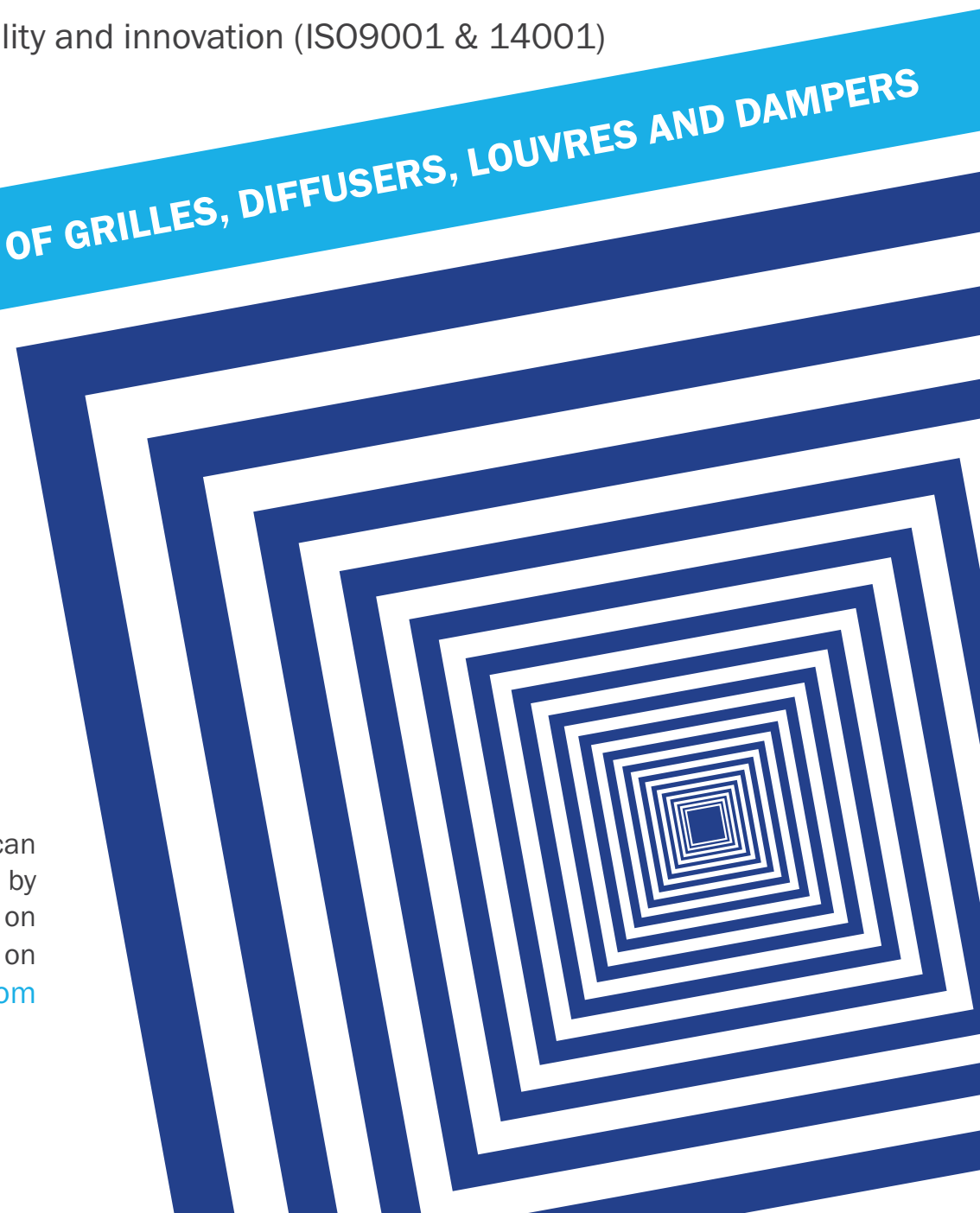
**Air-Precision** is an addition to Monodraught's portfolio including grilles, diffusers, external louvres and volume control dampers.

**PRODUCT RANGE OF GRILLES, DIFFUSERS, LOUVRES AND DAMPERS**

#### We are supporting this range with:

- £1 million of fast moving stock
- Bespoke manufacture with any standard RAL colour within 5 days
- 15 dedicated selection experts
- Designed with industry leading software
- Belimo actuators used throughout
- AA5 anodisation (ISO7599) utilised
- Market leading quality fully supported by a **10 year guarantee**

We are confident that we can beat any quotation you have by 10% so please contact us on **01494897700** or email us on [air-precision@monodraught.com](mailto:air-precision@monodraught.com)



# Linear Ceiling Diffusers - LCD



Series LCD linear ceiling diffusers are a variant of standard linear bar grilles incorporating a larger blade profile, making them especially suitable for performing supply air functions.

The large format 45° blade directs supplied air across ceilings, making use of the coanda effect and increasing the effective range of the diffuser.

## Materials:

- Extruded aluminium frame and core

## Frame:

- Standard: 25F - 25 mm flat
- Optional: 32BD - 32 mm bevelled

## Mass/m<sup>2</sup> face area:

- 9.5 kg
- 17.5 kg including opposed blade damper

## Free Area:

- Approx 50%

## Options

### Size:

- Minimum: 100 mm x 50 mm
- Maximum: 2900 mm x 2900 mm

### Damper:

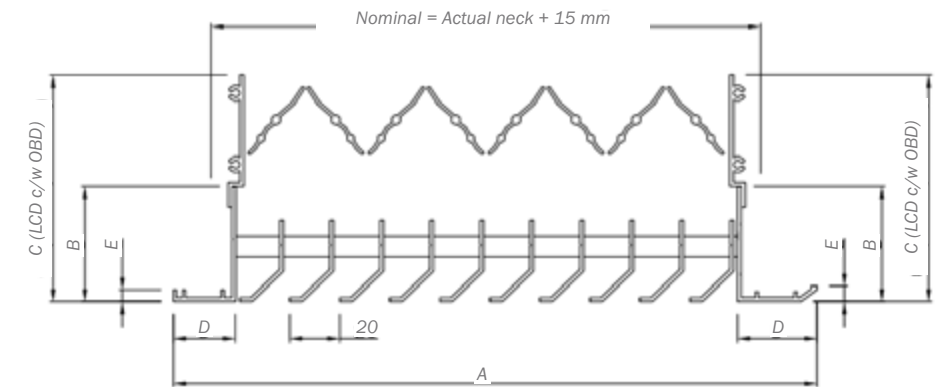
- D: Opposed blade damper fitted

### Series:

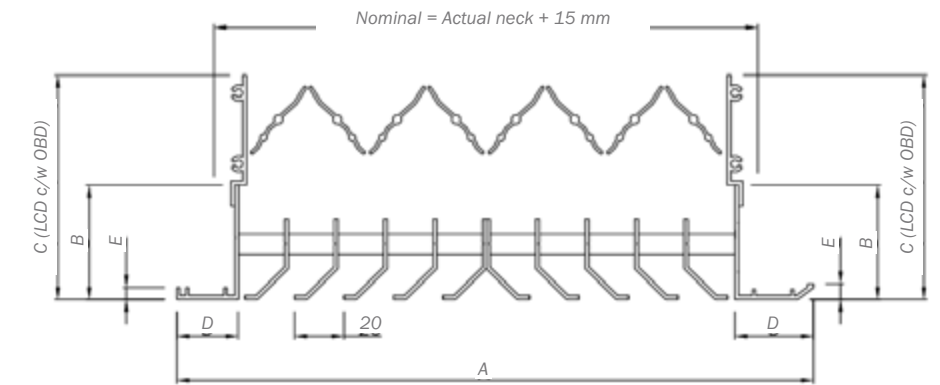
- LCD1 - One way blow diffuser
- LCD2 - Two way blow diffuser (equal or unequal split)

## Technical Drawings:

- LCD1



- LCD2



Equal split shown  
Unequal split available on request

25F: 25 mm flat (standard)	
A	Nominal + 30 mm
B	46 mm
C	90 mm
D	25 mm
E	5 mm

32BD: 32 mm bevelled large (optional)	
A	Nominal + 45 mm
B	46 mm
C	90 mm
D	32 mm
E	7 mm

# Linear Ceiling Diffusers - LCD

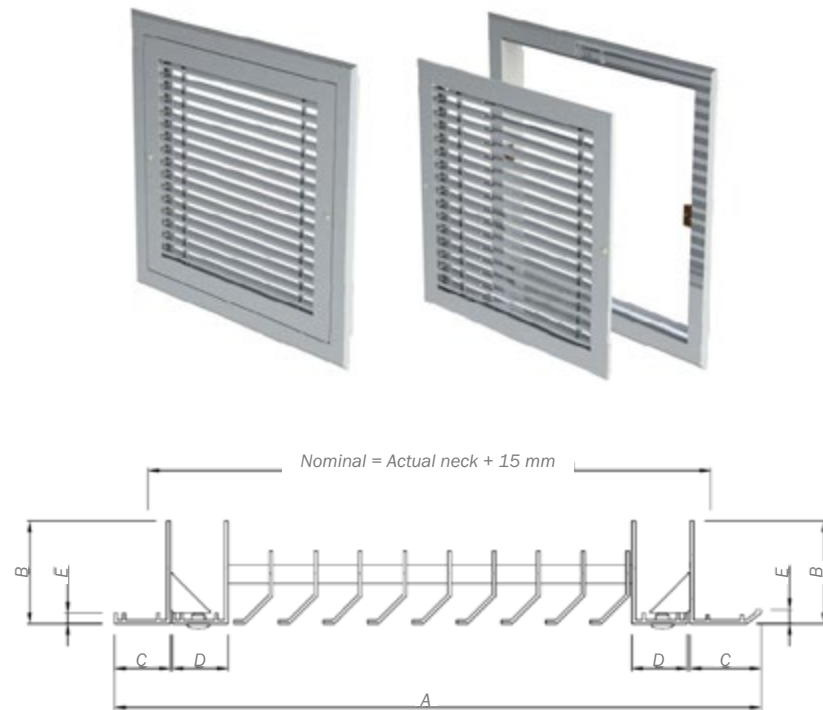
Please note: Images shown a Series LG linear bar grille.

## Core Type

- **Fixed**
- **Removable Core - Twin Frame**  
Fitted with spring loaded quarter turn fasteners, the outer frame has angle brackets fixed to the inside of the neck.  
The inner removable frame holds the chrome plated slotted heads studs, which are easily removed with a flathead screwdriver.  
Other stud types are available to use with allen keys or with a larger head for removal by hand.  
Safety cord fitted as standard.

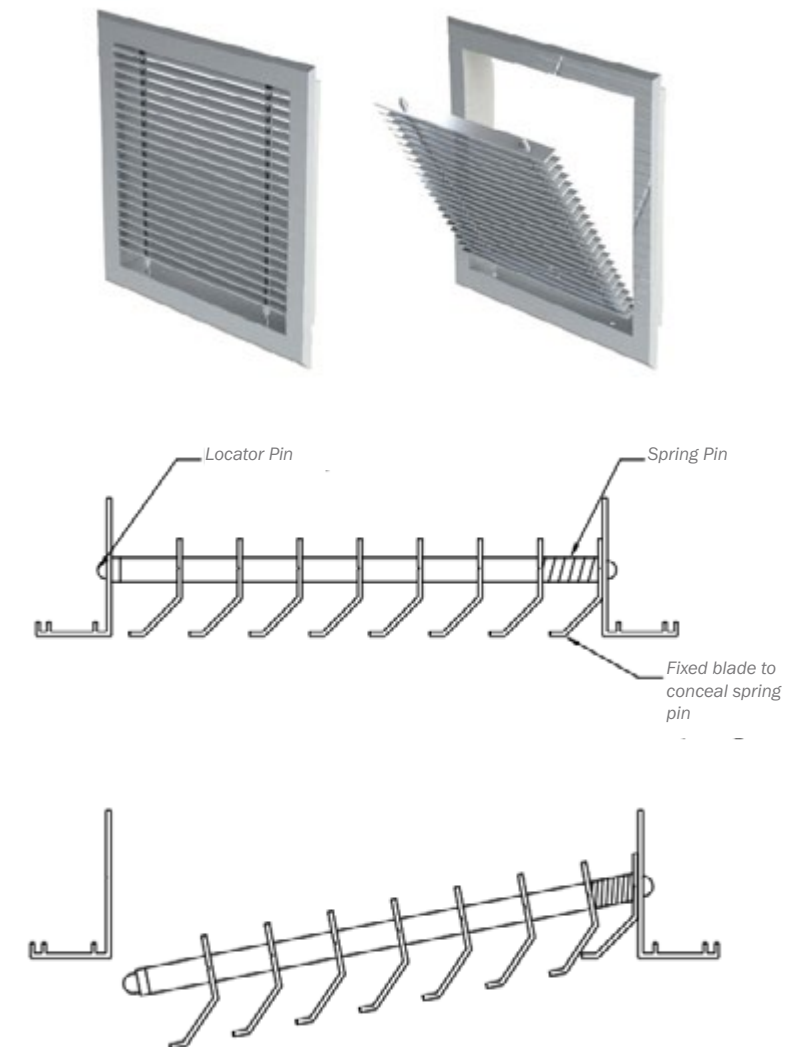
- **Removable Core - Tube Clips**  
Sprung tube clips are mounted on mullions running behind the blade pack.  
To install the core align the blade tubes with the clips and push the core into place.  
Safety cord fitted as standard.  
**For wall mounting use only.**  
**Not recommended for use in ceilings.**

- **Removable Core - Quick Release**  
Quick release removable core grilles have spring loaded pins in one end of the core tubes, with a locator pin at the other end.  
While fitted the springs force the pins into locating holes in the frame, holding the core in place.  
To remove the core, compress the springs, pulling the locator pins out of the holes and pull the core away.  
Safety cord fitted as standard.



25F: 25 mm flat (standard)	
A	Nominal + 30 mm
B	46 mm
C	25 mm
D	25 mm
E	5 mm

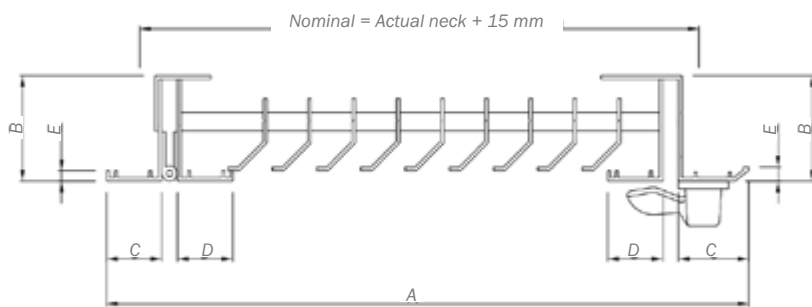
32BD: 32 mm bevelled large (optional)	
A	Nominal + 45 mm
B	46 mm
C	32 mm
D	25 mm
	7 mm



# Linear Ceiling Diffusers - LCD

- Hinged Core**

Enabling the core to hinge outwards may be preferable to it being fully removable. The full length piano hinge at one side is discreet and gives minimal loss of core area. The inner core is held in place by a chrome plated cam fastener as standard, bolts are optional. Outer frame must be either 32 mm bevelled Z section or 25 mm flat, inner frame will be reversed 25 mm flat. This core type cannot be used with concealed fixings.

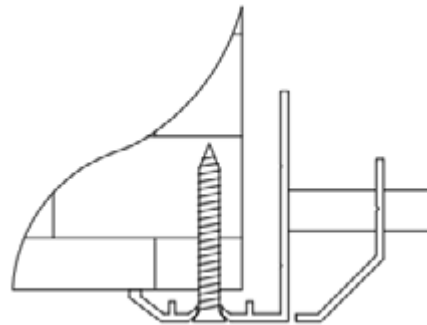


25F: 25 mm flat (standard)		32BD: 32 mm bevelled large (optional)	
A	Nominal + 30 mm	A	Nominal + 45 mm
B	46 mm	B	46 mm
C	25 mm	C	32 mm
D	25 mm	D	25 mm
E	5 mm		7 mm

## Fixings

### FH Countersunk fixing holes :

For extremely simple fittings, countersunk fixing holes can be punched into the outer frame. Self tapping screws in the same finish as the grille are provided as standard.

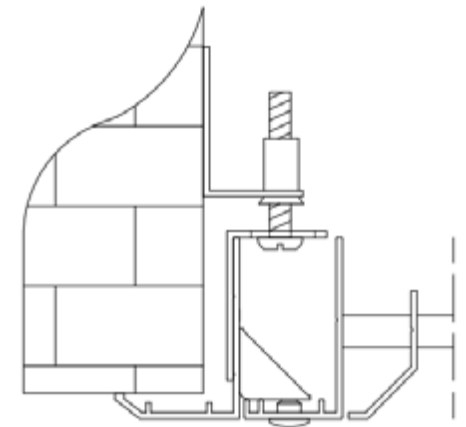


### CF Concealed Fixings:

Concealed fixings comprise two small lengths of aluminium anle, onw with a punched slot, the other with a factory fitted nutsert.

The punched bracket should be fitted to the grille neck and the bracket with nutsert fixed to the inside of the plenum, duct or builderswork opening.

Factory supplied bolts can then be used to pull the grille securely into place.



*Please Note: A removable core should be specified if concealed fixings are required with an LCD.*

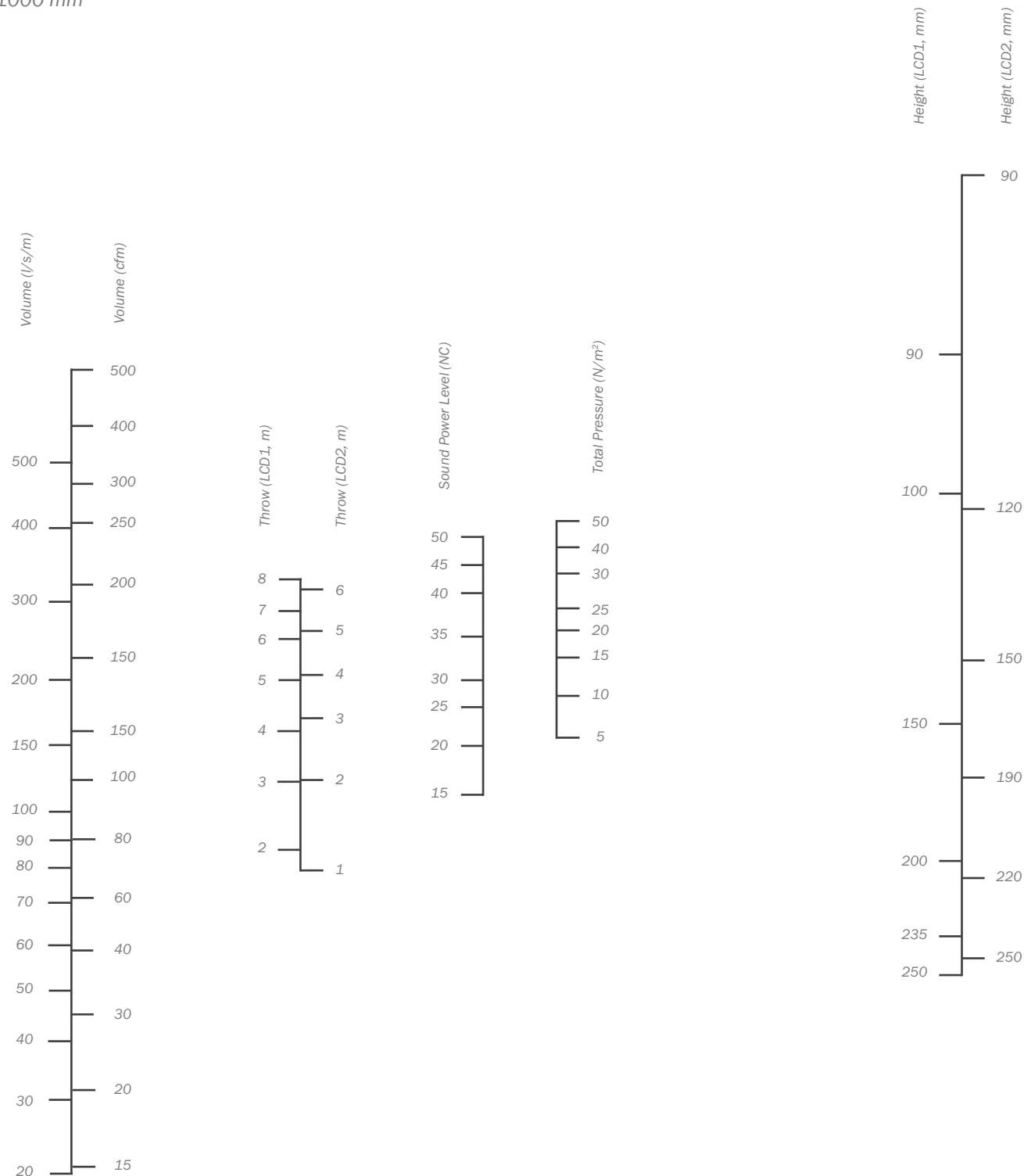
## Stock Sizes:

	300	600	900	1200	1500	1800	2100	2400
50								
75								
100								
125								
150								
200								
250								
300								
350								
400								
450								
500								
550								
600								

# Linear Ceiling Diffusers - LCD

## Selection Data:


Diffuser width 1000 mm





## Finish:


- SAA: Satin anodised (standard)
- Mill Aluminium
- RAL: Polyester powder coated to RAL
- BS: Polyester powder coated to BS




 Halifax House, High Wycombe  
Buckinghamshire, HP12 3SE

 +44 01494 897700

 +44 01494 532465

 [www.monodraught.com](http://www.monodraught.com)

 [info@monodraught.com](mailto:info@monodraught.com)

 Monodraught Ltd

 @MonodraughtLtd

 Monodraught Ltd

 **Monodraught**<sup>®</sup>  
*engineering delivered. naturally*

