

# INGEREV FUSION

μ



417/5000

FUSION μ  
, FUSION Street  
FUSION

Dynamic Load Management 2.0 (DLM 2.0), Ethernet Wifi  
OCPP.

### INGEREV FUSION Street / Wall model options

|                        | FS1MW / FW1MW | FS3MW / FW3MW | FS3NN / FW3NN |
|------------------------|---------------|---------------|---------------|
| Grid                   | Single phase  | Three phase   | Three phase   |
| Power meter            | ✓             | ✓             | ✓             |
| MID approved Wattmeter | ✓             | ✓             |               |
| Type A RCD             | ✓             | ✓             |               |
| C Curve MCB            | ✓             | ✓             |               |

μ μ USB.  
μ μ  
Ethernet  
Ethernet.  
μ μ 32  
( )  
μ : μ μ μ  
+2 , 3 1  
μ μ μ μ μ  
AC  
LED RGB.  
μ μ μ  
RFID. ☒  
- Ethernet W-Fi.  
- DLM 2.0.  
- OCPP.  
- 3G modem.  
- DC current leakage detector.



**N2**  
Type 2 connector



**S2**  
Type 2 connector with shutters



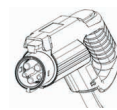
**N3**  
Type 3A connector



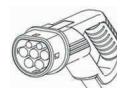
**N4**  
4-CEE-7 / 4 type F (Schuko) connector



**N7**  
7-CEE-7 / 7 (Schuko) connector



**C1**  
Type 1 Cable




**C2**  
Type 2 Cable

INGEREV

**FUSION**

# ΣΤΑΘΜΟΙ ΦΟΡΤΙΣΗΣ

Για ιδιωτική η δημόσια χρήση



| AC inputs and outputs                  | INGEREV® FUSION Street  |                          | INGEREV® FUSION Wall         |                          |
|--|---|--------------------------|------------------------------|--------------------------|
|  | Single phase (FS1)  | Three phase (FS3)        | Single phase (FW1)           | Three phase (FW3)        |
| AC power output                        | 1ph. + N + PE   | 3ph. + N + PE            | 1ph. + N + PE                | 3ph. + N + PE            |
| Input voltage in AC                    | 230 Vac ±15%  | 400 Vac ±15%             | 230 Vac ±15%                 | 400 Vac ±15%             |
| Maximum input power                    | 14.8 kW<br>(7.4 kW + 7.4 kW)  | 44 kW<br>(22 kW + 22 kW) | 14.8 kW<br>(7.4 kW + 7.4 kW) | 44 kW<br>(22 kW + 22 kW) |
| Frequency                              | 50 / 60 Hz  |                          |                              |                          |
| Maximum input current                  | 64 A (32 A + 32 A)  |                          |                              |                          |
| Output connectors                      | Configurable (type 1 and type 2, for socket and cable alike, type 3A, 4-CEE-7/4 type E, 7-CEE-7/7 type E) |                          |                              |                          |
| Connection mode                        | 5 socket types and 2 cable types  |                          |                              |                          |
| <b>Standards and safety</b>            |   |                          |                              |                          |
| General standards                      | IEC-61851-1, IEC-61851-21-2, IEC-61000  |                          |                              |                          |
| Over-current                           | MCB (curve C) <sup>(1)</sup>  |                          |                              |                          |
| Indirect contacts                      | RCD 30mA type A <sup>(1)(3)</sup> / DC current leakage detector (optional) <sup>(2)</sup>                 |                          |                              |                          |
| <b>Functionalities and accessories</b> |   |                          |                              |                          |
| Communications                         | Ethernet, Wifi, Switch Ethernet GPRS-3G (optional)  |                          |                              |                          |
| Communications protocol                | OCPP (Standard and customized version)  |                          |                              |                          |
| HMI                                    | 4.3" TFT color screen, RFID (Mifare Classic 1K&4K, MifareDesFire WV1, NFC)                                |                          |                              |                          |
| <b>General Information</b>             |   |                          |                              |                          |
| Consumption in stand-by mode           | <10W  |                          |                              |                          |
| Energy metering                        | 2 x MID approved wattmeters <sup>(1)</sup>  |                          |                              |                          |
| Operating temperature                  | -25 °C to 50 °C   |                          |                              |                          |
| Humidity                               | <95%  |                          |                              |                          |
| Weight                                 | 33 kg (2 x Type 2)  | 33 kg (2 x Type 2)       | 24 kg (2 x Type 2)           | 24 kg (2 x Type 2)       |
| Dimensions (height x width x depth)    | 1,400 x 320 x 215 mm  | 1,400 x 320 x 215 mm     | 800 x 320 x 215 mm           | 800 x 320 x 215 mm       |
| Housing                                | Galvanized steel  |                          |                              |                          |
| Protection rating                      | IP54 / IK10 (display IK08)  |                          |                              |                          |
| CE Marking                             | CE  |                          |                              |                          |
| Directives                             | Low Voltage Directive: 2014/35/EU<br>EMC Directive: 2014/30/EU  |                          |                              |                          |

**Notes:** <sup>(1)</sup> Depending on the model <sup>(2)</sup> Type B alternative is available <sup>(3)</sup> Super-immunized.

**Ingeteam**