

SEPERATE COMPONENTS AVAILABLE:

FROM THE TILLER POD

- M41100300000: SPEED POT
- M41100200000: BATTERY GAUGE
- M41602020000: HORN SWITCH
- 3D180050000: IGNITION SWITCH

FROM THE DRIVE ASSEMBLY:

- 3D0900100000 - TRANSMISSION BOX
- 3D0900300000 - 270W MOTOR
- 3D0900400000 - ELECTROMAGNETIC BRAKE

FROM THE FRAME:

- C28-027-00100 - ANTI-TIP WHEEL

FROM THE FRONT FORK:

- C08-009-00562 - FRONT WHEEL MUDGUARD

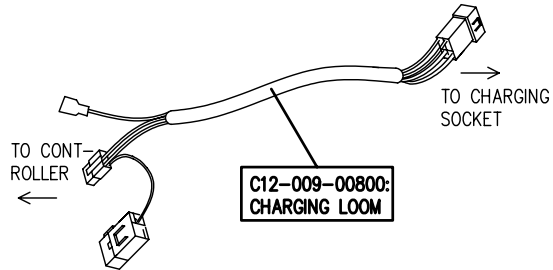
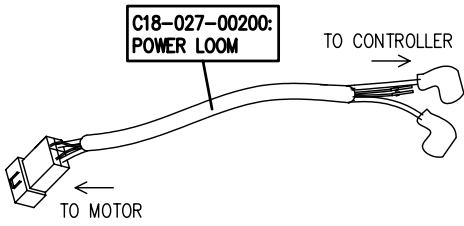
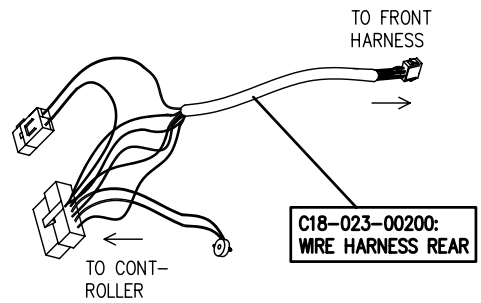
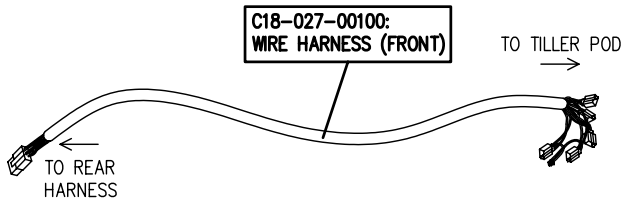
COLOUR-CODED PARTS:

POD LOWER ASSEMBLY:

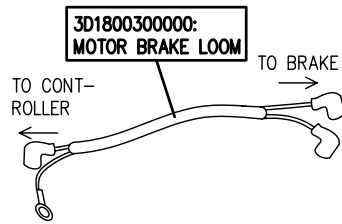
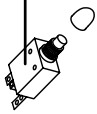
- S08-009-01211 (RED)
- S08-009-01251 (BLUE)
- S08-009-01271 (SILVER)

MAIN (BATTERY) SHROUD ASS'Y:

- S08-027-00111 (RED)
- S08-027-00151 (BLUE)
- S08-027-00171 (SILVER)



**3D160030000:
20A CIRCUIT
BREAKER**



medicaretechnology
LIMITED

Ainley's Industrial Estate, Elland HX5 9JP
T: +44 (0) 1422 314488
E: enquiries@medicaretechnology.com
W: www.medicaretechnology.com/technical

TITLE:

Rio 3 Lite
RIO 3 LITE
PARTS MANUAL

DATE: 15/11/06

SHEET No: 2 OF 2

DRAWN: PMK

CHECKED:

REVISION No: -

SCALE: NTS

DWG No: Z40950