

**OBSERVATIONS**



Observation studies can include **photographs** you take. If you then take these into **Photoshop** they count as **development** and **experimentation** as well....



**Annotation** – you should **explain** to the **examiner** the relevance of the studies you have produced.

Your observation work should be in a **range of media**. You should **experiment** with **techniques and processes** to create **realism** and three dimensional form



**What** are you exploring?  
**How** could you use this study?  
**Which** artist inspired you to look at this? **How** does it relate to the theme of the exam?


**Annotate** – these notes are for you to remember **key points** and for the examiner to see what you are thinking about and developing

**Drawing from observation**  
 It is **crucial** that when producing drawings they are both **accurate** and **realistic**.




Your drawings and studies should explore

- Three dimensional form
- Colour
- Surface texture
- Shape and form
- Pattern
- Structure



These ideas about...  
 For the background, I am going to take it all part of the...  
 I am going to take it all part of the...  
 I am going to take it all part of the...



This design...  
 I have used...  
 I have used...  
 I have used...




Developing ideas- you must have a range of different approaches.

You must make connections/ links with the artists you have covered in your initial research.

Experiment with techniques and processes




Design Image 1



Design Image 2

When you walk into the exam will you know exactly what you're going to do?

Refine your skills- how will you create realism and three dimensional form?



The design was inspired by the illustrations of...  
 I have chosen to use a geometric...  
 pattern because it makes the design look more serious.

Question how the artist responds to the theme you have been researching?

Step 1  
Research artists' or designers' work that relates to chosen question

**Points to write about- Form**  
This means looking at the formal elements of an artwork.  
What is the medium of the work?  
What colours does the artist use? Why? How is colour organised?  
What kind of shapes or forms can you find?  
What kind of marks or techniques does the artist use?  
What is the surface like?  
What kinds of textures can you see?  
How big is the work?

**Points to write about - Process**  
Looking at process means studying how the work was made and what techniques were used.  
What materials and tools were used to make the piece?

**Points to write about - Mood**  
Mood means looking at how the artist has created a certain atmosphere or feeling.  
How does the work make you feel?  
Does the colour, texture, form or theme of the work affect your mood?

**Points to write about - Content**  
The content is the subject of a piece of work.  
What is it? What is it about? What is happening? Is it a portrait? A landscape? Abstract?  
What does the work represent?  
Is it a realistic depiction?  
What is the theme of the work? How does this relate to the exam question?

**Points to write about- context**  
This refers to how the work relates to a particular time, place, culture and society in which it was produced.  
When was it made? Where was it made? Who made it?  
Who was the work made for?

Write in your own words- make a personal response.

You must explain how looking at this work will influence your work/design ideas/further research. How will it inspire your next decisions?

### BANKSY

I Remember when all this was trees

### ANONYMOUS

### FERRILLS GIRLS

WHAT DO YOU MEN HAVE IN COMMON?

Do women have to be naked to get into the Met. Museum?

### Teesha Moore

SOM

### EDUARDO KOBRA

### My Interpretation

Nature's beauty is a gift that cultivates appreciation and gratitude.

### Deidre Adams

Personal Interpretation

### Lucyndu Lu

### My Interpretation

### BILL VIOLA

### Image manifestations

My Interpretation