



**Woodkirk Academy**  
**Course Handbook**



# GCSE COMBINED SCIENCE: TRILOGY



## How is the Subject Examined?

- There are two papers for each subject that last 1 hour and 15 minutes. Each paper has questions on set topics.
- The style of questions are multiple choice questions, structured questions, open and closed answer questions.
- There is no coursework. As science is a practical subject there are a number of set practicals that the students have to do throughout their G.C.S.E. courses. There will be questions about these practicals on all the papers the students do. These practicals are emphasised throughout the course and will be revised in detail in year 11.

The content of each paper is summarised [below](#)<sup>[IR1]</sup>

### Biology Paper 1

#### What's assessed

Biology topics 1–4: Cell Biology; Organisation; Infection and response; and Bioenergetics.

#### How it's assessed

- Written exam: 1 hour 15 minutes
- Foundation and Higher Tier
- 70 marks
- 16.7 % of GCSE

#### Questions

Multiple choice, structured, closed short answer, and open response.

### Biology Paper 2

#### What's assessed

Biology topics 5–7: Homeostasis and response; Inheritance, variation and evolution; and Ecology.

#### How it's assessed

- Written exam: 1 hour 15 minutes
- Foundation and Higher Tier
- 70 marks
- 16.7 % of GCSE

#### Questions

Multiple choice, structured, closed short answer, and open response.

## Chemistry Paper 1

### What's assessed

Chemistry topics 8–12: Atomic structure and the periodic table; Bonding, structure, and the properties of matter; Quantitative chemistry; Chemical changes; and Energy changes.

### How it's assessed

- Written exam: 1 hour 15 minutes
- Foundation and Higher Tier
- 70 marks
- 16.7 % of GCSE

### Questions

Multiple choice, structured, closed short answer, and open response.

## Chemistry Paper 2

### What's assessed

Chemistry topics 13–17: The rate and extent of chemical change; Organic chemistry; Chemical analysis; Chemistry of the atmosphere; and Using resources.

### How it's assessed

- Written exam: 1 hour 15 minutes
- Foundation and Higher Tier
- 70 marks
- 16.7 % of GCSE

### Questions

Multiple choice, structured, closed short answer, and open response.

## Physics Paper 1

### What's assessed

Physics topics 18–21: Energy; Electricity; Particle model of matter; and Atomic structure.

### How it's assessed

- Written exam: 1 hour 15 minutes
- Foundation and Higher Tier
- 70 marks
- 16.7 % of GCSE

### Questions

Multiple choice, structured, closed short answer, and open response.


Physics Paper 2
<b>What's assessed</b> Physics topics 22–24: Forces; Waves; and Magnetism and electromagnetism
<b>How it's assessed</b> <ul style="list-style-type: none"> <li>• Written exam: 1 hour 15 minutes</li> <li>• Foundation and Higher Tier</li> <li>• 70 marks</li> <li>• 16.7 % of GCSE</li> </ul>
<b>Questions</b> Multiple choice, structured, closed short answer, and open response.

For a more detailed breakdown of subject content use the link to the specification below

<http://filestore.aqa.org.uk/resources/science/specifications/AQA-8464-SP-2016.PDF>

Other Resources Available to Support them

- Revision guides - there may be some available in school but the AQA revision guide for combined science can be bought from Amazon fairly cheaply. Make sure that you buy a new guides for the 1-9 grade course.



# Revision Top Tips

## 1.) **Avoid Distractions**

Revise away from the TV and especially your phone as this is a major distraction. Distractions such as checking phones has been proven to reduce the information absorbed. So put that phone away, turn off the T.V and find a quiet place to revise.



## 2.) **Flash Cards**

Ensure you practice and learn key definitions and formulas. Repetition is key to remembering key facts. Flash cards are available from your teacher, Quizlet or even better make your own. Test yourself on them then check the answer – repeat. You could even get someone else at home to test you on these.



### 3.) Look, Cover, Write, Check

Another way to revise key points and core practical's is look at the thing you are revising. Cover it over so you can't see it. Write it out and check whether you have done it correctly. Doing this with mind maps help to revise large chunks of information.



### 4.) Be organised

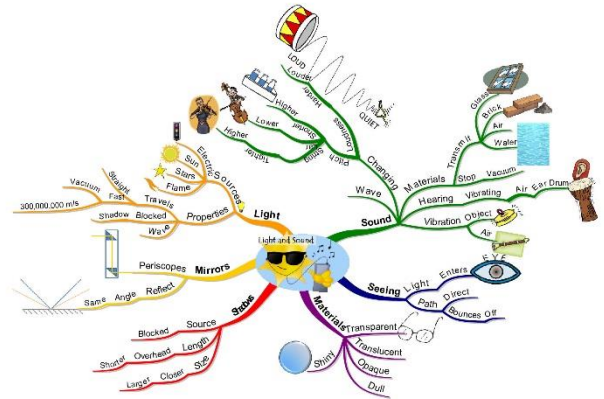
You have a large amount to revise. This can be daunting but with a bit of organisation plan out your revision. Be realistic about how long you will spend on each topic. Use the specification or tick lists to check you have covered everything. Don't try and cram everything in a short time period remember repetition is key.





## 5.) Don't just read or write out notes

The ability of the brain to remember visual information is much better than just text. Summarise notes using diagrams or use mind-maps. These are great when combined with the Look, Cover, Write, Check technique



## 6.) Attend Revision Sessions

Revision is every Wednesday after school. Teachers are there to help and guide you with bits that you are finding difficult.

## 7.) Practice Exam Questions

Booklets of exam questions are available on pupil share. You don't have to print these off. Just use a scrap piece of paper and complete these then mark your answers using the mark scheme.



## Useful online Resources

There is a wealth of information available online to help you revise – here are just a few of our favourites

<https://chemrevise.org/>

<https://www.bbc.co.uk/education/subjects/zrkw2hv>

<http://www.cyberphysics.co.uk/>

<https://www.youtube.com/user/virtualschooluk>

<https://www.youtube.com/user/ChrisThorntonUK>