



ON COURSE PROFITS

**How to Pick Winning
Juveniles - Dr Nick Shares**

**Royal Ascot: Race Profiles
for Top Races Inside**

**YES - You Can Win Backing
Favourites - Systems Inside**

GOLD EDITION

Issue 55 June 2019



Editor's Welcome

The first order of business this month is to introduce you to our sponsor!

The majority of readers of this magazine get it for free with only those that want extra services, like the Gold edition and Systems Selections Alerts paying.

And even then our prices for those extras are very reasonable.

But of course we have to pay the bills so we have decided to take on a sponsor each month, which will help us to keep things free/cheap.

This month's sponsor is [Cleeve Racing](#).

Cleeve Racing has just been reviewed by the Smart Betting Club who said

"Exceptionally strong odds availability for such an established and profitable service."

"Strong potential for those restricted to Exchange betting; excellent profitability to Betfair SP (after commission)."

And in a recent review the Geegeez site said...

"I consider this to be one of the best (if not the best) service I have reviewed for Geegeez and have no hesitation whatsoever in recommending Cleeve Racing to the Geegeez community as it will make you money."

I hope you can spare a minute to visit our sponsors website - [Click Here](#)

So, what do we have for you this month, quite a lot actually.

Nick Hardman has looked into how we can profit from two year olds and John Burke has done some further work to investigate how we can win from backing favourites, both have new systems for our portfolio.

John has also produced trends profiles for two big races at Royal Ascot as well as teaching us a bit more about how to do it ourselves. He has also shared some pointers to help us win at Beverley.

James Pacheco is back with some value bets for the Cricket World Cup and we have a chat with Ryan Phillips. If automation and Betfair trading is your thing you will enjoy this.

On the review front [The Horse Race Predictor](#) is still impressing.

I hope you enjoy this issue, if you don't have time to follow the systems yourself you can sign up to have them found for you every day.

<https://www.oncourseprofits.com/selections-found-for-you/>

All the best

Darren Power

Cleeve

IS CLEEVE RACING
THE BEST TIPPING SERVICE
IN THE UK?

'POSSIBLY THE BEST TIPPING SERVICE WE'VE EVER REVIEWED'
MAY 2018 - GEEGEEZ.CO.UK

'DISTINCT HALL OF FAME CONTENDERS'
APRIL 2019 - SMART BETTING CLUB

IF YOUR ACCOUNTS ARE RESTRICTED
CLEEVE'S PROFITS TO BETFAIR SP ARE JUST AS IMPRESSIVE

TRY US OUT FOR A MONTH
ONLY £10

MEMBERSHIP INCLUDES
FULL COVERAGE OF ROYAL ASCOT
INCLUDING ANTE POST

CLICK
HERE NOW



2yo Races and How To Profit from them.

By the time you read this many of the current crop of 2yo's on the flat and AW will have made their racecourse debuts and patterns will begin to emerge for the leading lights at some of the Group 2yo races later in the season at Royal Ascot and so on. However, not many will go down that route and the vast majority of 2yo's will be running in handicaps after three qualifying runs or with a win under their belts from a maiden race.

I never really paid that much attention to 2yo races, particularly because there is so little collateral form to go on and they do not fit the bill for those races that lend themselves well to data analysis from historical races.

One way to profit from them though is to look at trainer habits and see where and when they run their 2yo's and where the profits lie.

With that in mind I have run the rule over 2yo races run from June to the end of the flat season in September.

I have looked at all 2yo races, both non-handicap and handicaps (nurseries) run during these months for the last 10 years to see if there are specific trainers we should be following in such races and what the optimal conditions are for their success.

Whilst 10 years of data provides plenty of scope for number crunching, I will be making sure that any positive results are not skewed by results in the past and that the trainers in question continue to do well right up to and including last season. I have also looked for one or two under-the-radar lesser known yards that could go unnoticed in the lower grade affairs and that is where we start:

Archie Watson

Top of the pile in terms of % win strike rate is relatively new trainer Archie Watson. In the last 2 years his strike rate in 2yo races is a massive 31%.

Not bad for someone who has not held a licence for all that long. His record is shown below:

	Bets	Wins	Win%	P/L(SP)	Places	Place%	Races	Race%	ROI(SP)	P/L(BF)	ROI(BF)
ALL	183	57	31.15	52.73	101	55.19	177	32.2	28.81	78.4	42.84
2018	132	44	33.33	28.96	79	59.85	126	34.92	21.94	41.68	31.57
2017	51	13	25.49	23.77	22	43.14	51	25.49	46.61	36.73	72.01

Backing all 183 runners would have yielded a profit of £78.40 at Betfair SP and a return on investment (ROI) of 43% would have been achieved. That is pretty remarkable given he is only just starting out in his training career.

Last season he banged in 44 winners in such races. We could easily leave it there and just advise backing all his runners in 2yo handicaps, but we shall dig a little deeper and see if we can uncover some more profitable angles.

The first thing I want to look at is race distance.

Criteria	Bets	Wins	Win%	P/L(SP)	Places	Place%	Races	Race%	ROI(SP)	P/L(BF)	ROI(BF)
5f	25	7	28	10.08	12	48	20	35	40.32	11.34	45.34
5.5f	1	1	100	1	1	100	1	100	100	1.07	107.35
6f	79	33	41.77	61.04	55	69.62	79	41.77	77.27	79.5	100.63
6.5f	2	0	0	-2	0	0	2	0	-100	-2	-100
7f	44	8	18.18	-5.34	18	40.91	43	18.6	-12.14	-0.19	-0.44
7.5f	3	0	0	-3	1	33.33	3	0	-100	-3	-100
1m	26	6	23.08	-9.66	12	46.15	26	23.08	-37.15	-9.12	-35.09
1m.5f	2	1	50	0.5	1	50	2	50	25	0.63	31.7
1m1f	1	1	100	0.11	1	100	1	100	11	0.18	18.05

As you can see from the table above, one angle is to concentrate on the 5f to 6f sprint trips. 41 winners have come at sprint distances and that is where the profits lie.

Combining these race distances gives Archie Watson a record of 41 winners from 105 runners for a profit of £91.90 at Betfair SP to level £1 stakes.

Bets	Wins	Win%	P/L(SP)	Places	Place%	Races	Race%	ROI(SP)	P/L(BF)	ROI(BF)
105	41	39.05	72.12	68	64.76	100	41	68.69	91.9	87.53

16 winners have come in races of 6.5f or further but these runners do not show a profit.

Clearly sprinting is the name of the game for Mr Watson and his 2yo handicap runners, although it will be interesting to see how his milers get on in the future and it would be no surprise if they stepped up to the plate at some point in the future to match the performance of their sprint counterparts.

Another thing to note is that he has plenty of winners on the AW as well as on turf. 20 of his 57 winners have come on artificial surfaces at a higher strike rate than those 37 turf winners, but the latter group return more profit and do so at a better ROI.

Personally, I would back both sets as it gives you plenty of coverage and plenty of action to boot.

Next, I want to look at race class.

Criteria	Bets	Wins	Win%	P/L(SP)	Places	Place%	Races	Race%	ROI(SP)	P/L(BF)	ROI(BF)
Class 1	27	3	11.11	-0.5	8	29.63	23	13.04	-1.85	0.66	2.45
Class 2	13	1	7.69	-1	3	23.08	13	7.69	-7.69	1.3	10
Class 3	7	1	14.29	-4.37	3	42.86	6	16.67	-62.43	-4.39	-62.64
Class 4	43	12	27.91	-7.66	28	65.12	43	27.91	-17.81	-5.77	-13.41
Class 5	80	34	42.5	61.29	50	62.5	79	43.04	76.61	80.66	100.83
Class 6	13	6	46.15	4.97	9	69.23	13	46.15	38.23	5.93	45.61

The results above do not need a great deal of explaining and it is clear to see that the Class 5 and 6 runners are the ones to concentrate on.

Combined they have a record of 40 wins from just 93 runners which equates to a win strike rate of 43%, a profit of £86.59 and an ROI of 93% at Betfair SP.

At the moment the lower classes are where his runners do best, but I expect that those in the higher classes will not be long in showing a profit.

So, what happens when we combine our simple angles of 5f to 6f race distance and race Classes 5 and 6? Well, we are left with the following impressive figures:

Bets	Wins	Win%	P/L(SP)	Places	Place%	Races	Race%	ROI(SP)	P/L(BF)	ROI(BF)
55	30	54.55	70.76	39	70.91	55	54.55	128.65	88.31	160.56

Race Data - All of these categories specify only the types of races included.	
<input checked="" type="checkbox"/>	Race Code: Flat All Weather
<input checked="" type="checkbox"/>	Race Distance: Between 5f And 6f
<input checked="" type="checkbox"/>	Race Class: Class 5 Class 6
<input checked="" type="checkbox"/>	Age Restrictions: 2yo
<input checked="" type="checkbox"/>	Date (Year): 2009 2010 2011 2012 2013 2014 2015 2016 2017 2018
<input checked="" type="checkbox"/>	Date (Month): June July August September
Trainer Data - These categories specify characteristics of the trainer of the analysed horse.	
<input checked="" type="checkbox"/>	Trainer: Watson, Archie

We now have a simple system that has produced 55 qualifiers in the last 2 seasons, has netted a profit of £88.31 at Betfair SP and shows a massive ROI of 161%.

System 24: Archie Watson 2yo runners, June to September, racing over 5f to 6f in Class 5 and Class 6 races.

Ralph Beckett

The next trainer I want to look at is Ralph Beckett.

His strike rate is much lower than other trainers on my list but he does return a healthy profit and there is plenty of data to get stuck into to eliminate those that perform poorly.

In order to find an angle, we first need to eliminate Class 1 and Class 2 runners as these have a combined record of just 8-98 in the last decade.

The next one really does swing the axe down and what I want to do is cut out the colts and geldings. It is no secret that Ralph Beckett is a master when it comes to training fillies and mares and I always take a close look at his female runners in fillies and mares only races.

In doing this we lose half our runners and a lot of winners, but we are left looking at a set of runners with a 19% strike rate:

Bets	Wins	Win%	P/L(SP)	Places	Place%	Races	Race%	ROI(SP)	P/L(BF)	ROI(BF)
320	61	19.06	108.05	147	45.94	313	19.49	33.77	225.9	70.59

That strike rate improves to over 20% if we concentrate on runners racing over 5f to 7 ½f, in other words any race under a mile. From there his results look pretty consistent, with winners in non-handicap and nurseries and all race classes from Class 3 down to Class 6.

However, if you want a bit of a leaner angle then look to the AW for a higher return on investment:

Criteria	Bets	Wins	Win%	P/L(SP)	Places	Place%	Races	Race%	ROI(SP)	P/L(BF)	ROI(BF)
Flat	199	35	17.59	22.55	98	49.25	195	17.95	11.33	59.26	29.78
All Weather	71	20	28.17	104.25	33	46.48	69	28.99	146.83	179.05	252.19

Race Data - All of these categories specify only the types of races included.

<input checked="" type="checkbox"/>		Race Code	All Weather
<input checked="" type="checkbox"/>		Race Distance	Between 5f And 7.5f
<input checked="" type="checkbox"/>		Race Class	Class 3 Class 4 Class 5 Class 6
<input checked="" type="checkbox"/>		Age Restrictions	2yo
<input checked="" type="checkbox"/>		Date (Year)	2009 2010 2011 2012 2013 2014 2015 2016 2017 2018 2019
<input checked="" type="checkbox"/>		Date (Month)	June July August September

Horse Data - These categories specify the individual traits of each horse in THIS race.

<input checked="" type="checkbox"/>		Sex of Horse (M/F)	Female
-------------------------------------	--	--------------------	--------

Trainer Data - These categories specify characteristics of the trainer of the analysed horse.

<input checked="" type="checkbox"/>		Trainer	Beckett, R M
-------------------------------------	--	---------	--------------

As you can see, his 2yo fillies and mares racing on the AW over trips short of a mile in class 3 to class 6 races have a healthy 28% strike rate, compared to 18% for the turf runners in the same race conditions, and produce a hefty profit and a spectacular ROI.

It is entirely up to you which way you want to play the Beckett 2yo's but I would be inclined to go with the AW runners as part of a portfolio approach. You will not get many qualifiers, an average of 7 through the months of June to September, but they could well be worth waiting for.

System 25: Ralph Beckett 2yo fillies and mares, June to September, racing over 5f to 7.5f in Class 3 to Class 6 races on the AW.

Saeed Bin Suroor

Godolphin are the biggest operation in world racing and are synonymous with Group 1 success. However, things have been quiet on that front for a while. There are still plenty of opportunities to profit from the boys in blue and 2yo races are just one of them.

In the last 10 years we are looking at 178 winners from 659 runners at a win strike rate of 27% and a profit of £36.17 at Betfair SP. However, that equates to a return on investment of 5% which is low unless you are a real high roller.

We can improve on those figures by some way if we look at race class as shown in the table below:

Criteria	Bets	Wins	Win%	P/L(SP)	Places	Place%	Races	Race%	ROI(SP)	P/L(BF)	ROI(BF)
Class 1	96	18	18.75	-31.53	43	44.79	88	20.45	-32.84	-28.83	-30.03
Class 2	45	9	20	-13.36	22	48.89	45	20	-29.69	-14.72	-32.71
Class 3	29	7	24.14	-3.92	13	44.83	29	24.14	-13.52	-2.17	-7.49
Class 4	231	72	31.17	40.77	128	55.41	221	32.58	17.65	67	29
Class 5	249	70	28.11	-1.2	137	55.02	234	29.91	-0.48	13.43	5.39
Class 6	6	2	33.33	3.44	3	50	6	33.33	57.33	4.46	74.41

We normally associate the boys in blue with class 1 winners left right and centre, but that race class has the lowest strike rate and we see a marked increase in the number of winners when we look to the lower classes of 4, 5 and 6.

When we combine those runners we have a solid set of figures:

Bets	Wins	Win%	P/L(SP)	Places	Place%	Races	Race%	ROI(SP)	P/L(BF)	ROI(BF)
486	144	29.63	43.01	268	55.14	461	31.24	8.85	84.89	17.47

The return on investment is three times higher than for all race classes and the profits increase to a respectable £84.89 at Betfair SP. The strike rate is also up close to 30%.

The next thing we can do is concentrate on maiden races only and ditch the nurseries (5-25; loss of £11.07) and novice races (17-50; loss of £0.63).

That leaves us with:

Bets	Wins	Win%	P/L(SP)	Places	Place%	Races	Race%	ROI(SP)	P/L(BF)	ROI(BF)
409	121	29.58	59.72	223	54.52	384	31.51	14.6	96.4	23.57

The ROI is on the increase through our simple filters and that is what it is all about. We have one more filter to add and that is race distance.

5f sprinters are 1-13 and are the first to go, along with those racing over 7 ½f and further, who although having a record of 22-79, make an overall loss.

So, essentially, we are looking exclusively at 6f to 7f, Class 4, 5 and 6 maiden races and these are the ones where the profit is to be made:

Bets	Wins	Win%	P/L(SP)	Places	Place%	Races	Race%	ROI(SP)	P/L(BF)	ROI(BF)
317	98	30.91	84.41	171	53.94	298	32.89	26.63	115.93	36.57

Race Data - All of these categories specify only the types of races included.		
<input checked="" type="checkbox"/>		Race Code: Flat All Weather
<input checked="" type="checkbox"/>		Race Distance: Between 6f And 7f
<input checked="" type="checkbox"/>		Race Class: Class 4 Class 5 Class 6
<input checked="" type="checkbox"/>		Race Type: Maiden
<input checked="" type="checkbox"/>		Age Restrictions: 2yo
<input checked="" type="checkbox"/>		Date (Year): 2009 2010 2011 2012 2013 2014 2015 2016 2017 2018 2019
<input checked="" type="checkbox"/>		Date (Month): June July August September
Trainer Data - These categories specify characteristics of the trainer of the analysed horse.		
<input checked="" type="checkbox"/>		Trainer: Suroor, Saeed Bin

We now have a very simple Saeed Bin Suroor system for a specific type of 2yo race and it produces plenty of action, winners at a strike rate in excess of 30%, and plenty of profit and a healthy ROI for good measure.

System 26: Saeed Bin Suroor runners in class 4, 5 and 6 maiden races, June to September, racing over 6f to 7f.

John Gosden

The next one is by far and away the simplest system and really needs no narrative.

The trainer in question is John Gosden and you need look no further than Class 1 races where he has a consistent, and very impressive record.

You would think there is not much room for our old friend value when it comes to backing John Gosden runners, especially after his stellar performance in the last few years and with Frankie doing the steering more often than not, but the figures tell a different story.

We can improve on them again if we stick to 2yo, Class 2 races run over 5f to 7f.

The results for the last decade are shown below:

Bets	Wins	Win%	P/L(SP)	Places	Place%	Races	Race%	ROI(SP)	P/L(BF)	ROI(BF)
68	20	29.41	40.36	30	44.12	67	29.85	59.35	68.11	100.16

Race Data - All of these categories specify only the types of races included.			
<input checked="" type="checkbox"/>		Race Code	Flat All Weather
<input checked="" type="checkbox"/>		Race Distance	Between 5f And 7f
<input checked="" type="checkbox"/>		Race Class	Class 1
<input checked="" type="checkbox"/>		Age Restrictions	2yo
<input checked="" type="checkbox"/>		Date (Year)	<div>2009 2010 2011 2012 2013 2014 2015 2016</div> <div>2017 2018 2019</div>
<input checked="" type="checkbox"/>		Date (Month)	June July August September
Trainer Data - These categories specify characteristics of the trainer of the analysed horse.			
<input checked="" type="checkbox"/>		Trainer	Gosden, J H M

So, there you have it. A 29% strike rate and a 100% return on investment. There is really not much more I can add, and we should leave it there.

System 27: John Gosden, runners in class 1, 2yo races, June to September over 5f to 7f.

Aiden O'Brien

Obviously this one is going to be a tough one to crack as he has seemingly unlimited resources when it comes to 2yo's and he seems to run about 20 every week.

One simple angle that cuts the wheat from the chaff, if you could even apply that saying to such a dominant force, is to actually back the ones he sends over here to non-handicap races at Ascot, Newmarket's Rowley Mile, Goodwood and Doncaster.

It may not sound like much, but he sends a decent army over to the big festivals and they run well.

So, if we combine these four courses:

Bets	Wins	Win%	P/L(SP)	Places	Place%	Races	Race%	ROI(SP)	P/L(BF)	ROI(BF)
137	27	19.71	83.91	60	43.8	99	27.27	61.25	143.18	104.51

Not a bad set of numbers.

There are actually a couple of micro-angles lurking beneath those numbers and one is to back his runners at Ascot, Doncaster, Goodwood or Newmarket's Rowley Mile who had their last run at the Curragh, Leopardstown or Tipperary.

Those runners have a record of 18-81 (22% strike rate) and generate a profit of £121.50 at Betfair SP.

Bets	Wins	Win%	P/L (SP)	Places	Place%	Races	Race%	ROI (SP)	P/L (BF)	ROI (BF)
81	18	22.22	75.37	40	49.38	70	25.71	93.05	121.5	150

Race Data - All of these categories specify only the types of races included.	
<input checked="" type="checkbox"/>	<div> <div>✎</div> <div>Race Code</div> <div>Flat</div> </div>
<input checked="" type="checkbox"/>	<div> <div>✎</div> <div>Track</div> <div> <div>Ascot</div> <div>Doncaster</div> <div>Goodwood</div> <div>Newmarket (Rowley)</div> </div> </div>
<input checked="" type="checkbox"/>	<div> <div>✎</div> <div>Handicap/Non</div> <div>Non Handicap</div> </div>
<input checked="" type="checkbox"/>	<div> <div>✎</div> <div>Age Restrictions</div> <div>2yo</div> </div>
<input checked="" type="checkbox"/>	<div> <div>✎</div> <div>Date (Year)</div> <div> <div>2009</div><div>2010</div><div>2011</div><div>2012</div><div>2013</div><div>2014</div><div>2015</div><div>2016</div><div>2017</div><div>2018</div><div>2019</div> </div> </div>
<input checked="" type="checkbox"/>	<div> <div>✎</div> <div>Date (Month)</div> <div> <div>June</div><div>July</div><div>August</div><div>September</div> </div> </div>
Trainer Data - These categories specify characteristics of the trainer of the analysed horse.	
<input checked="" type="checkbox"/>	<div> <div>✎</div> <div>Trainer</div> <div>OBrien, A P</div> </div>
Horse Last Race Data - Categories relating to the most recent run of the analysed horse.	
<input checked="" type="checkbox"/>	<div> <div>✎</div> <div>(LR) Track</div> <div> <div>Curragh</div><div>Leopardstown</div><div>Tipperary</div> </div> </div>

The other is to back his last time out winners and they have a record of 13-63 (21% strike rate) and generate a profit of £51.81.

Personally, I prefer the former angle as trainers often plot a course and these could be the tracks he sends his better ones to prior to sending them over here for the big summer and autumn festivals.

Also, on the subject of Aiden O'Brien, his 2yo runners in non-handicap races at York are 1-21 and are best avoided.

System 29: Aiden O'Brien 2yo runners in non-handicap races, June to September, at Doncaster, Ascot, Goodwood and Newmarket's Rowley Mile that last ran at either the Curragh, Leopardstown or Tipperary.

Kevin Ryan

Our last trainer is Kevin Ryan and he is another with plenty of options when it comes to 2yo runners as he certainly has plenty of them.

I have had to dig really deep to try and find an angle or two, but I might just have uncovered one and it lies in the 2yo handicaps, or nursery races as they are also called.

We can start by looking at his overall 10 year record in nurseries and we end up with the following set of figures:

Bets	Wins	Win%	P/L(SP)	Places	Place%	Races	Race%	ROI(SP)	P/L(BF)	ROI(BF)
246	38	15.45	-14.19	79	32.11	230	16.52	-5.77	16.83	6.84

You would be forgiven for thinking those are a fairly mediocre set of results with a whopping 246 runners yielding just over £16 profit in 10 years, and you would be right.

We can start to focus in on those winners by first tackling race distance and it is the 5f and 6f sprinters in nurseries where the majority of winners are found. In fact, 29 of the 38 winners were winning over sprint trips and that is a good place to start.

Next, we can focus on the number of runs in the season. You need a win or three qualifying runs to get a handicap mark and we find that all bar 2 of the 29 winners had run between 3 and 6 times in their short career.

Those simple filters improve the results no end and we now are looking at a 21% strike rate and an ROI of over 50%, not bad compared to the 7% for all nursery runners since 2010.

Bets	Wins	Win%	P/L(SP)	Places	Place%	Races	Race%	ROI(SP)	P/L(BF)	ROI(BF)
128	27	21.09	43.36	52	40.63	124	21.77	33.88	71.48	55.85

As I have said many times before, trainers are creatures of habit and they target certain tracks and certain races with certain runners where they have had previous success.

When we look at track location, we see an interesting pattern. 26 of the 27 winners did their winning at Scottish, Yorkshire or North West of England tracks.

To put that in perspective, 2yo nursery runners sent everywhere else in the country have a combined record of 1-23 in the last 10 years.

So, we can go one better and look at specific tracks in those geographic locations and we find he enjoys considerable success at the following tracks: Ayr, Beverley, Carlisle, Chester, Hamilton, Haydock, Mussleburgh, Thirsk and York.

Combining the runners at these tracks competing in nursery handicaps over 5f to 6f with 3 to 6 runs under their belts, leaves us with the following impressive figures:

Bets	Wins	Win%	P/L(SP)	Places	Place%	Races	Race%	ROI(SP)	P/L(BF)	ROI(BF)
89	26	29.21	76.86	43	48.31	85	30.59	86.36	104.83	117.78

Race Data - All of these categories specify only the types of races included.	
<input checked="" type="checkbox"/>	Race Code <input type="text" value="Flat"/>
<input checked="" type="checkbox"/>	Track <input type="text" value="Ayr"/> <input type="text" value="Beverley"/> <input type="text" value="Carlisle"/> <input type="text" value="Chester"/> <input type="text" value="Hamilton"/> <input type="text" value="Haydock"/> <input type="text" value="Musselburgh"/> <input type="text" value="Thirsk"/> <input type="text" value="York"/>
<input checked="" type="checkbox"/>	Track Location <input type="text" value="Scotland"/> <input type="text" value="Yorkshire"/> <input type="text" value="North West England"/>
<input checked="" type="checkbox"/>	Race Distance <input type="text" value="Between 5f And 6f"/>
<input checked="" type="checkbox"/>	Handicap/Non <input type="text" value="Handicap"/>
<input checked="" type="checkbox"/>	Age Restrictions <input type="text" value="2yo"/>
<input checked="" type="checkbox"/>	Date (Year) <input type="text" value="2009"/> <input type="text" value="2010"/> <input type="text" value="2011"/> <input type="text" value="2012"/> <input type="text" value="2013"/> <input type="text" value="2014"/> <input type="text" value="2015"/> <input type="text" value="2016"/> <input type="text" value="2017"/> <input type="text" value="2018"/> <input type="text" value="2019"/>
<input checked="" type="checkbox"/>	Date (Month) <input type="text" value="June"/> <input type="text" value="July"/> <input type="text" value="August"/> <input type="text" value="September"/>
Horse Data - These categories specify the individual traits of each horse in THIS race.	
<input checked="" type="checkbox"/>	H-Run (Career) <input type="text" value="Between 3 And 6"/>
Trainer Data - These categories specify characteristics of the trainer of the analysed horse.	
<input checked="" type="checkbox"/>	Trainer <input type="text" value="Ryan, K A"/>

System 31: Kevin Ryan, runners in 5f to 6f nursery races, June to September, at Ayr, Beverley, Carlisle, Chester, Hamilton, Haydock, Musselburgh, Thirsk and York with 3 to 6 previous career starts.

If you'd like to bet alongside Dr Nick at all the big meetings this year, check out his Big Race Tips service which made 692 points profit since January 2016 - [Click Here](#).

Top Class Racing Tips for Top Class Racing

From Highly Regarded and Proven Race Profiling Expert



All Selections Proved in Advance of Racing. Including...

- ✓ Glorious Goodwood & Galway + £1,166
- ✓ York Dante Festival + £1,416
- ✓ Aintree Grand National Festival + £1,160
- ✓ Punchestown Festival + £1,396

[Join Now for Immediate Access](#)

Maybe You've Heard of the Amazing Skills of Dr Nick Hardman

And his Amazing Profits at Huge Prices in Top Class Racing

- 📍 Cheltenham Festival
- 📍 Aintree Grand National
- 📍 Sandown Tingle Creek
- 📍 Glorious Goodwood
- 📍 Royal Ascot
- 📍 Scottish Grand National
- 📍 Welsh Grand National

Immediate Access For You

Now you can get access to the selections of what many are calling the next 'Pricewise'

Previously only available to members of the Betting School Insiders Club, now you can access Nick Hardman's selections every weekend and for the biggest races each year.

All for a small monthly fee.

Once you've joined you will get immediate access to the members page.

Here you will find the current selections or details of when the next selections will be posted.

All selections are posted the evening before racing so that you can bag the best of the early prices and make the maximum profit.

Here's what the Highly Regarded Geegeez website said about Dr Nick Hardman



Join Today at the Discounted Introductory Price and Get Started on the Road to Long Term Profit!

[Click Here for Immediate Access](#)



June Acorns: Racecourse and Favourites

It's hard to believe that we are already through the first five months of the year. In fact some of you could be reading this after four of the first five English Classics are already done and dusted.

June is a big month in the racing calendar. We start with Epsom Derby on June 1st. In the middle of the month we have the best flat racing festival in the world at Royal Ascot and five fantastic day's racing. The month ends with Northumberland Plate Festival at Newcastle. Over the Irish Sea there's also big racing action with the Group 1 Pretty Polly Stakes and the little matter of the Irish Derby at the Curragh.

In last month's 'Acorns' article I liked at profitable Sires & courses. This month I'm back looking at favourites from a racecourse perspective and how you can build a profitable betting portfolio that you can use for the rest of the flat season.

As ever the excellent www.horseracebase.com with its mine of detailed information and stats is the starting point for this month's investigation. To obtain a decent sample size I have concentrated on those racecourses with over 100 qualifiers.

We all know favourites win more races than any other horse in a race and it's obvious the bookmakers don't tend to get it wrong very often. However, is there money to be made by backing favourites? Well if you have read any of my previous articles on favourites you will know the answer to that question.

Of course, there is. You just need to concentrate on the right ones.

Since the start of 2017 clear favourites have won over 34% of all turf flat races run in the United Kingdom. That also means they lost almost two-thirds of all races.

Performance of System Based on Below Set Criteria.																	
Bets	Wins	Win%	P/L(SP)	Places	Place%	Races	Race%	ROI(SP)	P/L(BF)	MxOdd	MaxWINOdds	AvgOdd	A/E	chi	ExpWins	BF A/E	BF chi
7760	2671	34.42	-316.77	4779	61.59	7760	34.42	-4.08	-42.86	9.00	8.00	3.18	0.97	5.08	2766.07	1.03	3.38

If you had backed every favourite, you would have lost £316.77 to a £1 Level Stake.

As we could have expected you can't back favourites blind, it really is a quick route to the "betting poor house". But there is money to be made backing favourites at certain racecourses.

So, which are the tracks you should be concentrating on? Here are the top eight performing racecourses ordered by Actual Versus Expected (A/E).

Criteria	Bets	Wins	Win%	P/L(SP)	Places	Place%	Races	Race%	ROI(SP)	P/L(BF)	MxOdd	MaxWINOdds	AvgOdd	A/E	chi	ExpWins	BF A/E	BF chi
Goodwood	242	90	37.19	31.9	151	62.4	242	37.19	13.18	40.84	8.50	7.50	3.39	1.13	2.11	79.39	1.21	4.85
York	215	72	33.49	33.1	126	58.6	215	33.49	15.4	39.22	8.00	7.50	3.98	1.13	1.53	63.72	1.2	3.47
Beverley	274	110	40.15	25.91	190	69.34	274	40.15	9.46	43.25	6.50	5.00	3.15	1.13	2.47	97.54	1.22	6.51
Sandown	197	78	39.59	19.9	123	62.44	197	39.59	10.1	25.99	7.00	5.50	3.05	1.09	0.9	71.58	1.16	2.48
Thirsk	248	90	36.29	18.64	164	66.13	248	36.29	7.52	25.02	7.50	7.50	3.48	1.07	0.65	84.01	1.13	2.09
Nottingham	338	124	36.69	32.49	221	65.38	338	36.69	9.61	50.1	8.00	8.00	3.26	1.07	0.78	116.3	1.14	3.09
Doncaster	354	126	35.59	3.96	219	61.86	354	35.59	1.12	19.12	8.00	6.00	3.38	1.05	0.49	119.77	1.13	2.76
Catterick	234	85	36.32	3.21	151	64.53	234	36.32	1.37	10.85	7.00	5.00	3.27	1.04	0.25	81.36	1.11	1.31

The top three tracks for favourite backers since the start of 2017 are Goodwood, York & Beverley and it's with those three tracks that I will begin this research.

Goodwood Favourites

We don't really want to back favourites at the course blind even at a profitable track like Goodwood. So, we need to do is dig further and find some angles to cut down the number of losing bets.

To begin I'm going to look at the Goodwood results by non-handicap & handicap races, race class and going.

Non Handicap & Handicap Races

Criteria	Bets	Wins	Win%	P/L(SP)	Places	Place%	Races	Race%	ROI(SP)	P/L(BF)	MxOdd	MaxWINOdds	AvgOdd	A/E	chi	ExpWins	BF A/E	BF chi
Non Handicap	105	45	42.86	10.58	67	63.81	105	42.86	10.08	15.2	5.00	4.50	2.77	1.1	0.68	40.87	1.18	1.86
Handicap	137	45	32.85	21.32	84	61.31	137	32.85	15.56	25.64	8.50	7.50	3.87	1.17	1.52	38.52	1.25	3.1

Nothing much to see non-handicap races as expected have the highest winning percentage but handicaps favourites are performing 17% above market expectations which is good.

Race Class

Now looking at the fate of the favourites by race class.

Criteria	Bets	Wins	Win%	P/L(SP)	Places	Place%	Races	Race%	ROI(SP)	P/L(BF)	MxOdd	MaxWINOdds	AvgOdd	A/E	chi	ExpWins	BF A/E	BF chi
Class 1	47	21	44.68	11.86	30	63.83	47	44.68	25.23	14.9	4.33	4.33	2.93	1.23	1.43	17.06	1.33	2.59
Class 2	51	15	29.41	8.74	26	50.98	51	29.41	17.14	10.41	8.50	7.50	4.26	1.13	0.29	13.32	1.23	0.83
Class 3	38	13	34.21	-0.74	28	73.68	38	34.21	-1.95	0.59	5.50	5.50	3.4	1.05	0.05	12.36	1.12	0.23
Class 4	45	14	31.11	-4.08	30	66.67	45	31.11	-9.07	-3.33	6.50	4.50	3.26	0.93	0.12	15.11	0.98	0.01
Class 5	61	27	44.26	16.12	37	60.66	61	44.26	26.43	18.27	6.00	5.50	3.12	1.25	2.14	21.54	1.34	3.41

The best value favourites have come at the opposite ends of the class scale with Class 1 favourites performing 23% above market expectations and those in the lowest grade performing 25% better than the market expected.

Going Description

Looking at the fate of the favourite by going description makes for interesting reading.

Criteria	Bets	Wins	Win%	P/L(SP)	Places	Place%	Races	Race%	ROI(SP)	P/L(BF)	MxOdd	MaxWINOdds	AvgOdd	A/E	chi	ExpWins	BF A/E	BF chi
Heavy	2	0	0	-2	0	0	2	0	-100	-2	4.50	0.00	3.63	0	0.82	0.58	0	0.9
Soft	56	23	41.07	12.43	39	69.64	56	41.07	22.2	14.04	6.50	5.50	3.52	1.3	2.32	17.7	1.39	3.64
Good To Soft	30	12	40	10.82	20	66.67	30	40	36.07	11.9	6.50	5.50	3.64	1.33	1.41	9.02	1.43	2.16
Good	111	40	36.04	11.03	65	58.56	111	36.04	9.94	16.03	7.50	7.50	3.24	1.05	0.16	38.02	1.12	0.76
Good To Firm	43	15	34.88	-0.38	27	62.79	43	34.88	-0.88	0.87	8.50	4.33	3.44	1.07	0.09	14.07	1.15	0.45

You might well have expected favourites to have done best on good or quicker ground but actually good to soft and soft have actually produced the best win strike rates and more importantly providing us punters with plenty of value in recent years.

Goodwood Favourite Micro Angles

There are two angles to work on using handicap races only.

Bets	Wins	Win%	P/L(SP)	Places	Place%	Races	Race%	ROI(SP)	P/L(BF)	MxOdd	MaxWINOdds	AvgOdd	A/E	chi	ExpWins	BF A/E	BF chi
32	15	46.88	18.38	20	62.5	32	46.88	57.44	19.37	6.00	5.50	3.65	1.62	5.03	9.25	1.73	6.39

you currently have 5 categories with specifications in your system.

Race Data - All of these categories specify only the types of races included.

<input checked="" type="checkbox"/>		Track	Goodwood
<input checked="" type="checkbox"/>		Race Class	Class 5
<input checked="" type="checkbox"/>		Handicap/Non	Handicap
<input checked="" type="checkbox"/>		Date (Year)	2017 2018 2019

Horse Data - These categories specify the individual traits of each horse in THIS race.

<input checked="" type="checkbox"/>		Favouritism Status	Favourites
-------------------------------------	--	--------------------	------------

Firstly, let's look at Class 5 handicaps. Without adding any further rules, you can back favourites in this class of race blind.

System 13: Back Goodwood Class 5 Handicap Favourites.

The second Goodwood favourite micro angle requires the addition of some simple but logical rules.

- **Last Time Out Placing:** First or Second.
- **Wins at The Track:** 0
- **Days Since Last Run:** 25-days or less.

Such qualifiers have produced the following results:

26 winners from 56 runners 46% +38.97 A/E 1.61 37 placed 66%.

Summary: Backing favourites in all handicaps at the course that are race fit, that come into their race in form and have never won at Goodwood have provided favourite backers with some cracking profits since the start of 2017.

Race Data - All of these categories specify only the types of races included.			
<input checked="" type="checkbox"/>		Track	Goodwood
<input checked="" type="checkbox"/>		Handicap/Non	Handicap
Horse Data - These categories specify the individual traits of each horse in THIS race.			
<input checked="" type="checkbox"/>		Favouritism Status	Favourites
<input checked="" type="checkbox"/>		H-Win (Track)	Exactly 0
Horse Last Race Data - Categories relating to the most recent run of the analysed horse.			
<input checked="" type="checkbox"/>		(LR) Days Since Run	Between 1 And 25
<input checked="" type="checkbox"/>		(LR) Placing	First Second

System 14: Back Goodwood Handicap Favourites, that had finished 1st or 2nd on their last run, hadn't never won at the track and had run within the previous 25-days.

York Favourites

I was a little surprised to see York favourites performing so well. As with Goodwood we don't want to back favourites here blind.

Let's start by looking at the York by non-handicap & handicap races, race class and going.

Non-Handicap & Handicap Races

Criteria	Bets	Wins	Win%	P/L(SP)	Places	Place%	Races	Race%	ROI(SP)	P/L(BF)	MxOdd	MaxWINOdds	AvgOdd	A/E	chi	ExpWins	BF A/E	BF chi
Non Handicap	90	36	40	5.79	61	67.78	90	40	6.43	6.77	5.00	4.50	3.01	1.07	0.26	33.64	1.12	0.71
Handicap	125	36	28.8	27.31	65	52	125	28.8	21.85	32.45	8.00	7.50	4.68	1.2	1.53	30.08	1.3	3.27

The win strike rate in non-handicap races is higher but handicap favourites have provided more in the way of value.

Race Class

Criteria	Bets	Wins	Win%	P/L(SP)	Places	Place%	Races	Race%	ROI(SP)	P/L(BF)	MxOdd	MaxWINOdds	AvgOdd	A/E	chi	ExpWins	BF A/E	BF chi
Class 1	55	21	38.18	-1.97	37	67.27	55	38.18	-3.58	-1.66	6.50	4.50	2.99	0.97	0.03	21.6	1.02	0.01
Class 2	59	16	27.12	6.63	30	50.85	59	27.12	11.24	10.17	8.00	6.00	4.76	1.15	0.42	13.89	1.25	1.01
Class 3	80	28	35	15.94	47	58.75	80	35	19.93	16.19	8.00	7.00	3.87	1.2	1.35	23.28	1.28	2.36
Class 4	21	7	33.33	12.5	12	57.14	21	33.33	59.52	14.52	7.50	7.50	4.87	1.41	1.11	4.95	1.57	1.85

Most of the profit has come in Class 3 or 4 races.

Going Description

Criteria	Bets	Wins	Win%	P/L(SP)	Places	Place%	Races	Race%	ROI(SP)	P/L(BF)	MxOdd	MaxWINOdds	AvgOdd	A/E	chi	ExpWins	BF A/E	BF chi
Soft	23	8	34.78	6.02	11	47.83	23	34.78	26.17	7.41	7.00	5.00	4.48	1.36	1.03	5.88	1.44	1.44
Good To Soft	45	15	33.33	1.61	27	60	45	33.33	3.58	3.37	8.00	7.50	3.82	1.04	0.03	14.46	1.1	0.2
Good	53	18	33.96	19.64	30	56.6	53	33.96	37.06	21.05	8.00	7.50	4.45	1.3	1.65	13.89	1.4	2.72
Good To Firm	94	31	32.98	5.83	58	61.7	94	32.98	6.2	7.39	8.00	7.00	3.68	1.05	0.11	29.49	1.12	0.54

In contrast to Goodwood where favourites on soft or good to soft going were outperforming favourites on quicker ground. At York there's a more even spread of success across going description.

York Favourite Micro Angle

There is one angle to go with at York and once again it's looking at handicap favourites. Adding these two simple rules:

- **Wins at Track:** 0.
- **Day Since Last Run:** 45-days or less.

These qualifiers have produced the following results:

30 winners from 83 runners 36% A/E 1.5 +49.21 48 placed 58%.

If you added a further rule:

Wins at Distance: 0.

Would have given you - **19 winners from 40 runners 48% +44 A/E 1.9 27 placed 68%.**

Race Data - All of these categories specify only the types of races included.

<input checked="" type="checkbox"/>		Track	York
<input checked="" type="checkbox"/>		Handicap/Non	Handicap
<input checked="" type="checkbox"/>		Date (Year)	2017 2018 2019

Horse Data - These categories specify the individual traits of each horse in THIS race.

<input checked="" type="checkbox"/>		Favouritism Status	Favourites
<input checked="" type="checkbox"/>		H-Win (Track)	Exactly 0

Horse Last Race Data - Categories relating to the most recent run of the analysed horse.

<input checked="" type="checkbox"/>		(LR) Days Since Run	Between 1 And 45
-------------------------------------	--	---------------------	------------------

System 15: Back York Handicap Favourites, that hadn't won at the track previously and had run within the previous 45-days.

Beverley Favourites

Our final track is Beverley. As with the two previous courses let's begin by looking at non-handicap & handicap races, race class and going.

Non-Handicap & Handicap Races

Add	Criteria	Bets	Wins	Win%	P/L(SP)	Places	Place%	Races	Race%	ROI(SP)	P/L(BF)	MxOdd	MaxWINOdds	AvgOdd	A/E	chi	ExpWins	BF A/E	BF chi
<input type="checkbox"/>	Non Handicap	103	48	46.6	4.86	87	84.47	103	46.6	4.72	9.32	4.50	4.00	2.56	1.09	0.62	44.05	1.17	1.89
<input type="checkbox"/>	Handicap	171	62	36.26	21.05	103	60.23	171	36.26	12.31	33.93	6.50	5.00	3.5	1.16	1.97	53.49	1.27	4.85

Non-handicap race favourites are performing well but the eye-catching set of results has come from favourites in handicap races at the course.

Race Class

Criteria	Bets	Wins	Win%	P/L(SP)	Places	Place%	Races	Race%	ROI(SP)	P/L(BF)	MxOdd	MaxWINOdds	AvgOdd	A/E	chi	ExpWins	BF A/E	BF chi
Class 1	1	1	100	3	1	100	1	100	300	3.08	4.00	4.00	4	4	3	0.25	4.17	3.17
Class 2	5	1	20	-2.5	2	40	5	20	-50	-2.33	4.00	2.50	2.76	0.49	0.91	2.05	0.53	0.67
Class 3	13	5	38.46	-3.51	8	61.54	13	38.46	-27	-3.16	4.50	2.25	2.66	0.93	0.04	5.37	1.01	0
Class 4	46	18	39.13	5.38	33	71.74	46	39.13	11.7	7.16	5.50	4.00	3.02	1.09	0.21	16.52	1.16	0.59
Class 5	147	58	39.46	5.65	101	68.71	147	39.46	3.84	14.84	6.50	5.00	3.11	1.07	0.47	53.98	1.16	1.97
Class 6	62	27	43.55	17.89	45	72.58	62	43.55	28.85	23.65	6.00	4.50	3.46	1.39	4.37	19.37	1.54	7.06

The lower the class of the race the better favourites perform, in particular note the results in Class 6 races.

Going Description

Criteria	Bets	Wins	Win%	P/L(SP)	Places	Place%	Races	Race%	ROI(SP)	P/L(BF)	MxOdd	MaxWINOdds	AvgOdd	A/E	chi	ExpWins	BF A/E	BF chi
Soft	17	3	17.65	-10.64	8	47.06	17	17.65	-62.59	-10.34	6.00	2.38	3.37	0.52	2.08	5.82	0.56	1.54
Good To Soft	36	19	52.78	16.88	26	72.22	36	52.78	46.89	20.71	6.50	4.50	3.14	1.44	4.08	13.16	1.58	6.03
Good	64	26	40.63	9.26	44	68.75	64	40.63	14.47	13.46	6.50	5.00	3.27	1.19	1.17	21.89	1.28	2.37
Good To Firm	157	62	39.49	10.41	112	71.34	157	39.49	6.63	19.43	6.00	5.00	3.08	1.09	0.78	56.67	1.18	2.61

Regarding going description favourites have been value bets on good to soft or good ground.

Beverley Favourite Micro Angle

As with Goodwood & York I'm concentrating on handicap favourites at Beverley. The base 36%-win strike rate is too good to resist. Especially, when we consider that favourites in handicap races have won 29% of all turf flat races run in the United Kingdom since 2017 with an A/E 0.95.

There is one angle to go with at York and one again its looking at handicap favourites. Adding these three simple rules:

- **Race Class:** 5 or 6 only.
- **Runs at Track:** 1+.
- **Days Since Last Run:** 25-days or less.

These qualifiers have produced the following results:

27 winners from 58 runners 47% +27.18 A/E 1.52 40 placed 69%

Race Data - All of these categories specify only the types of races included.			
<input checked="" type="checkbox"/>		Track	Beverley
<input checked="" type="checkbox"/>		Race Class	Class 5 Class 6
<input checked="" type="checkbox"/>		Handicap/Non	Handicap
<input checked="" type="checkbox"/>		Date (Year)	2017 2018 2019
Horse Data - These categories specify the individual traits of each horse in THIS race.			
<input checked="" type="checkbox"/>		Favouritism Status	Favourites
<input checked="" type="checkbox"/>		H-Run (Track)	NOT Exactly 0
Horse Last Race Data - Categories relating to the most recent run of the analysed horse.			
<input checked="" type="checkbox"/>		(LR) Days Since Run	Between 1 And 25

System 16: Back Beverley Handicap Favourites, in Class 5 or 6 races, that had run at the track at least once and were racing within 25-days of their last start.


In summary - Three tracks that have provided punters with some solid profits, If you had backed all the qualifiers from the above three micro angles you would have a profit of £115.36 to £1 Level stakes. all for backing favourites. It can sometimes be that simple.

It is important to remember that there won't be many qualifiers during the season so there may well be too few bets for you, depending on your betting strategy.

Like many such methods. The above figures are based on historic data and whilst history has a good habit of repeating itself, it often doesn't.

Until next month.

John



Make Consistent Profits from Horses with Proven Form Running in Quality Races Under the Ideal Conditions

With Proven Pro Punter John Burke as Your Guide

[Click to Secure your place - £12.99 per month](#)

Here's John Burke's Three Step Process

1. **Look for the Right Races** - I like to concentrate on the best races every day where the form is most likely to hold up.

2. **Look for Consistent Form** - Adopting the Dowst Method. I am looking for horses who have a 25% win+ career strike rate & 40%+ place strike rate, the higher the better in both cases. I back consistent horses who win races.

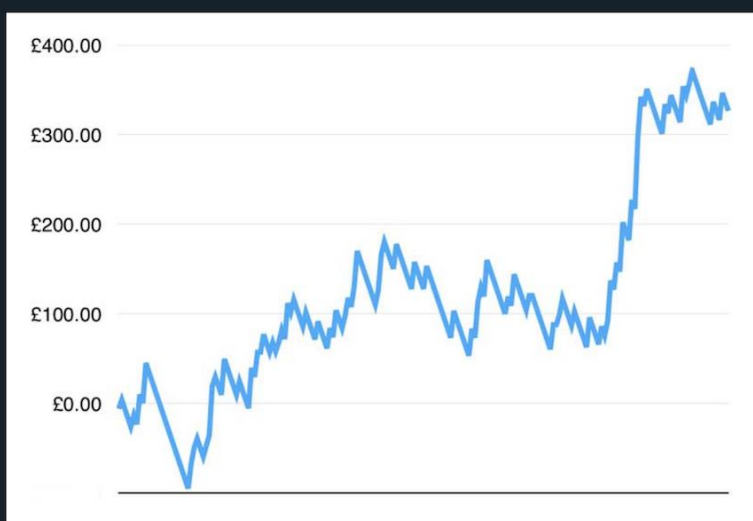
3. **Look for Proven Ability Under Race Conditions** - I also want a selection that has proven their suitability under the conditions of the race under consideration, using the following five variables: Going, Class, Course, Distance and Field Size. At the same time, it also highlights those runners who are not likely to be suited to the race conditions.

Done For You By John Burke

Although John has managed to describe the whole process in under 200 words as you no doubt realise the amount of work required to find these selections is not small.

But help is at hand John will do the work for you and find his these high probability consistent selections for you and you can sign up for these selections today for just £12.99.

LATEST RESULTS



December 2018 - February 2019 to £10 stakes

Consistent Profits is a new service that has been created by John Burke due to the big demand for shorter priced high strike rate selections.

John Burke has proved his skill at finding big priced value selections over the past 4 years with his Stat Pointers and Victor Value selections but this is a new approach and as yet only has a small past results file.

The service has been priced accordingly and is already showing signs of having similar success as John's other services, the price will rise once the results have been proven.



Beverley Racecourse: Home of the Beverley Bullet

In last month's OCP magazine I looked at Pontefract racecourse. This month I'm heading across to 'God's Own County' of Yorkshire to visit Beverley.

Beverley holds significance in my own horse racing journey. It was the first racecourse that I visited with my dad as a child, on an old Wallace Arnold Racing Excursion. from Leeds. It's from that day my love for this great sport of ours began.

As before in this series of articles on British racecourses, I will look briefly at the track's location, history, configuration and will also highlight some significant track stats.

History and Location

Beverley racecourse is located in the historic market town of Beverley, in East Yorkshire. The course is set in the marvellous surroundings of The Westwood, and race meetings are held here between April & September.

For those coming by car the course is easily accessible from the M62.

Racegoers coming by public transport Beverley Railway Station is located on the Hull to Scarborough line and there is regular train service from Hull, which can be reached by direct services from London and big northern cities like Leeds, Sheffield & Manchester and towns like Doncaster. The track is within a short walk of the town of Beverley which is the way to go on a nice sunny day.

For those racegoers wanting to use the bus there are direct and regular services from York & Hull and there is a bus stop right by the racecourse.

Horse racing has been taking place in Beverley for over 300 years with the first race meetings taking place in 1730, The first official race meeting, at the present location, and the erection of the first grandstand took place in 1767. As was the case with most racecourses around the country horse racing ceased at Beverley during the first and second World Wars.

Today the two biggest races in the Beverley racing calendar are the Listed Hillary Needler Trophy which is a race for 2-year-olds held each May and the Listed Beverley Bullet Sprint which takes place in August of each year.

Both races are run over 5f.

Beverley racecourse might not host any Group races but it's a one of the friendliest and picturesque tracks in Britain.

Track Configuration

Beverley is a [right-handed course](#), just over 1 mile 3 furlongs and has downhill bend into the straight which is then a short 2 ½ f but uphill run-in to the winning post.

The tight bend on the round course requires horses who are well balanced and agile as the ground tends to run away from horse & jockey. At this point a jockey must make sure their mount isn't pushed out too wide on the bend or it's hard to win from that position.

There has been a definite draw bias in play at the course. Low numbers are preferred for races of a mile and under.

The 5f course is uphill throughout and puts a premium on stamina especially if the going is soft. A low draw is needed over the minimum trip of 5f as is good speed from the stalls.

Beverley Stats

Let's begin by looking at some general stats including favourite stats at the course since 2014.

The stats below are from Jan 1st 2015 to the time of writing (10/05/19) and cover all meetings at the course. Once again, I am using the ever useful www.horseracebase.com for the stats.

Let's begin by looking at some general meeting stats from the last five years. Beginning with the fate of the favourites both clear and joint.

Bearing in mind that favourites, including Joint & Co favs, won 31% of all turf flat races in the period under research.

The results below contain 591 winners from 5349 runners.

Favourites

Clear, joint & co-favourites have produced the following set of results:

209 winners 659 runners 32% -48.09 A/E 0.95 409 placed 62%.

If you had backed every favourite at Pontefract, you would have lost £48.09 to a £1 level stake.

Breaking those results down into handicap & non-handicap races gives us:

- Non-handicap – 84 winners from 216 runners 39% -17.68 A/E 0.94 167 placed 77%
- Handicap – 125 winners from 443 runners 28% -30.41 A/E 0.96 242 placed 55%

Digging a bit deeper let's focus on favourites that won their last race and those favourites who had finished outside the first three on their last start.

- Favourites that won their last race have produced – 47 winners from 135 runners 35% -5.55 A/E 0.99 85 placed 63%.
- Favourites that had finished outside the top four on their last start produced – 49 winners from 160 runners 31% -1.04 A/E 1.04 103 placed 64%

Trainers and Favourites:

If you're a favourite backer. Then the best performing trainers when the money is down are:

Criteria	Bets	Wins	Win%	P/L(SP)	Places	Place%	Races	Race%	ROI(SP)	P/L(BF)	MxOdd	MaxWINOdds	AvgOdd	A/E	chi	ExpWins	BF A/E	BF chi
Fahey, R A	56	19	33.93	-4.25	34	60.71	56	33.93	-7.59	-0.67	5.50	4.00	3.25	1.01	0	18.76	1.09	0.2
Johnston, M	59	18	30.51	-17.78	35	59.32	59	30.51	-30.14	-15.65	5.50	4.00	2.87	0.77	1.96	23.26	0.82	1.09
Easterby, T D	37	13	35.14	1.9	22	59.46	37	35.14	5.14	4.78	5.50	4.00	3.49	1.1	0.17	11.82	1.22	0.74
OMeara, D	37	7	18.92	-14.37	21	56.76	36	19.44	-38.84	-13.19	5.00	5.00	3.43	0.6	2.7	11.64	0.65	1.89
Ryan, K A	18	7	38.89	0.08	15	83.33	18	38.89	0.44	0.93	5.00	4.50	3.09	1	0	7.02	1.07	0.05
Haggas, W J	11	6	54.55	1.94	10	90.91	11	54.55	17.64	2.7	5.00	3.00	2.77	1.3	0.73	4.6	1.43	1.23
Dods, M	14	6	42.86	2.25	8	57.14	14	42.86	16.07	3.1	4.50	3.25	3.32	1.35	0.8	4.44	1.46	1.25
Bell, M L W	9	5	55.56	6.25	7	77.78	9	55.56	69.44	7.51	6.50	5.00	3.65	1.76	2.4	2.84	1.89	2.95
Duffield, Mrs A	11	5	45.45	11.13	7	63.64	11	45.45	101.18	12.58	5.50	5.50	4.31	1.85	2.57	2.71	2.04	3.41
Dalglish, Keith	11	4	36.36	3.5	8	72.73	11	36.36	31.82	3.89	5.00	5.00	3.86	1.29	0.36	3.1	1.38	0.57
Griffiths, D C	10	4	40	4	7	70	10	40	40	4.36	5.50	4.00	3.84	1.44	0.76	2.77	1.57	1.12
Carroll, D	11	4	36.36	3.63	6	54.55	11	36.36	33	4.37	5.50	4.00	3.81	1.32	0.42	3.04	1.44	0.73
Eyre, J L	10	4	40	4.3	8	80	10	40	43	5.47	6.50	5.00	4.06	1.47	0.81	2.73	1.63	1.3
Ellison, B	7	4	57.14	4.19	6	85.71	7	57.14	59.86	4.44	5.00	4.00	3.26	1.58	1.34	2.53	1.66	1.6
Varian, Roger	7	3	42.86	0.31	5	71.43	7	42.86	4.43	0.92	4.00	3.75	2.56	0.97	0	3.09	1.05	0.01
Guest, R C	5	3	60	9	4	80	5	60	180	10.78	5.00	5.00	4.15	2.4	3.27	1.25	2.75	4.28
Crisford, Simon	4	3	75	1.88	4	100	4	75	47	2.1	3.50	2.75	2.35	1.52	1.06	1.97	1.64	1.38
Walford, Mark	6	3	50	4.25	4	66.67	5	60	70.83	4.21	3.75	3.75	3.38	1.65	1.1	1.82	1.78	1.41
Loughnane, David	7	3	42.86	3.75	7	100	7	42.86	53.57	4.26	5.00	3.75	3.61	1.48	0.65	2.03	1.63	0.99
Carr, Mrs R A	15	3	20	-3.12	8	53.33	15	20	-20.8	-2.36	6.00	4.50	4.04	0.78	0.26	3.87	0.84	0.12
Mullaney, L A	7	3	42.86	4.38	3	42.86	7	42.86	62.57	5.1	5.00	5.00	4.13	1.69	1.12	1.78	1.9	1.65

Summary: Richard Fahey & Mark Johnston top the trainers with favourites table in terms of numbers.

However, punters looking for a bit a of value would be advised to look at favourites from the William Haggas, Michael Bell & Anne Duffield stables.

Jockeys and Favourites

Which jockeys have done the business when the money is down for favourite backers?

Criteria	Bets	Wins	Win%	P/L(SP)	Places	Place%	Races	Race%	ROI(SP)	P/L(BF)	MxOdd	MaxWINOdds	AvgOdd	A/E	chi	ExpWins	BF A/E	BF chi
Fanning, Joe	49	20	40.82	2.11	28	57.14	49	40.82	4.31	4.23	5.50	5.00	3.1	1.09	0.23	18.37	1.16	0.7
Tudhope, Daniel	40	15	37.5	9.81	26	65	40	37.5	24.53	14.82	5.00	5.00	3.48	1.16	0.5	12.9	1.28	1.26
Allan, David	44	13	29.55	-4.47	30	68.18	44	29.55	-10.16	-1.62	6.00	4.00	3.55	0.94	0.06	13.76	1.04	0.02
Hanagan, Paul	31	12	38.71	-2.98	19	61.29	31	38.71	-9.61	-1.71	5.50	4.00	3.09	1.07	0.09	11.2	1.17	0.43
Mulrennan, Paul	27	10	37.04	0.49	15	55.56	27	37.04	1.81	1.84	5.50	5.50	3	1.01	0	9.91	1.08	0.08
Curtis, B A	24	10	41.67	4.78	16	66.67	24	41.67	19.92	5.93	4.00	4.00	2.95	1.15	0.32	8.67	1.25	0.73
Lee, G	27	8	29.63	-4.02	17	62.96	27	29.63	-14.89	-2.74	5.50	4.50	3.59	0.95	0.02	8.38	1.05	0.02
Hamilton, Tony	14	8	57.14	10.03	11	78.57	14	57.14	71.64	11.71	5.00	4.00	3.36	1.73	3.69	4.62	1.86	4.63
McDonald, P J	20	6	30	4.88	16	80	20	30	24.4	6.61	5.50	5.50	3.71	1.05	0.02	5.7	1.15	0.16
Sousa, Silvestre De	18	4	22.22	-9.25	10	55.56	18	22.22	-51.39	-9.4	5.00	4.00	3.1	0.59	1.83	6.78	0.63	1.3
ONeill, Ger	7	4	57.14	8.25	4	57.14	7	57.14	117.86	8.86	5.50	4.00	3.89	2.15	3.35	1.86	2.37	4.16

Summary: Both Joe Fanning & Danny Tudhope are doing well in terms of win strike rates on favourites.

But looking at jockeys who provide a bit more value, favourites ridden by Danny Tudhope, Ben Curtis and Tony Hamilton need to be noted.

General Stats

Now a few general course stats. Starting with market position.

Market Position

- The top three in the betting provided 426 winners from 1860 runners 23% - 119.16 A/E 0.95 960 placed 52%.
- Odds SP: 28/1 & above – 12 winners from 810 runners 1% -319 A/E 0.72 46 placed 6%

Summary: Big priced winners do occasionally pop up, but you will be waiting a long time to find them and if you have backed all runners at the meeting that started 28/1 or bigger you would have lost £319 to a £1 level stake.

Last Time Out Placing

Those horses that finished in the first three in their last race provided 307 winners from 1480 runners 21% -48.46 A/E 1 670 placed 45%.

Last Time Out Winners

- Last time out winners provided 63 winners from 388 runners 16% -109.07 A/E 0.83 157 placed 40%.

Previous Course Winners

- Previous course winners provided 116 winners from 969 runners 12% -223.44 A/E 0.88 303 placed 31%.

Summary: The average for last time out winners in all turf flat races in the period is 16% with an A/E 0.87 so last time out winners are performing about average.

Previous course winners average in a turf flat races in the period under analysis is 12% with an A/E 0.85. So, previous course winners are close to the average.

If you had backed all previous course winners, you would have lost £223.44 to a £1 level stake.

Draw

I mentioned earlier that punters need to take note of the draw bias at the track. Here are some results by draw segment by race distance.

For consistency I have just used handicap races:

Five Furlongs

Criteria	Bets	Wins	Win%	P/L(SP)	Places	Place%	Races	Race%	ROI(SP)	P/L(BF)	MxOdd	MaxWINOdds	AvgOdd	A/E	chi	ExpWins	BF A/E	BF chi
Quarter 1	215	30	13.95	-42.56	82	38.14	84	35.71	-19.8	-25.85	101.00	17.00	10.78	0.94	0.14	31.95	1.08	0.21
Quarter 2	254	27	10.63	-32.78	76	29.92	84	32.14	-12.91	5.59	51.00	34.00	13.58	0.93	0.18	29.13	1.1	0.28
Quarter 3	240	16	6.67	-89	54	22.5	84	19.05	-37.08	-62.35	101.00	26.00	16.87	0.68	2.58	23.38	0.85	0.48
Quarter 4	193	11	5.7	-79	36	18.65	84	13.1	-40.93	-34.42	101.00	26.00	20.55	0.67	1.98	16.46	0.84	0.34

Seven & Half Furlongs

Criteria	Bets	Wins	Win%	P/L(SP)	Places	Place%	Races	Race%	ROI(SP)	P/L(BF)	MxOdd	MaxWINOdds	AvgOdd	A/E	chi	ExpWins	BF A/E	BF chi
Quarter 1	176	15	8.52	-77	45	25.57	76	19.74	-43.75	-69.04	101.00	17.00	11.81	0.66	3.06	22.79	0.76	1.3
Quarter 2	221	23	10.41	-35.12	68	30.77	76	30.26	-15.89	2.3	81.00	21.00	13.18	0.8	1.3	28.7	0.93	0.15
Quarter 3	192	18	9.38	-30.75	54	28.13	76	23.68	-16.02	-9.39	51.00	34.00	13.45	0.79	1.12	22.73	0.94	0.07
Quarter 4	158	20	12.66	66.25	41	25.95	76	26.32	41.93	208.48	101.00	67.00	18.79	1.27	1.27	15.75	1.57	4.47

One Mile & Half Furlong

Criteria	Bets	Wins	Win%	P/L(SP)	Places	Place%	Races	Race%	ROI(SP)	P/L(BF)	MxOdd	MaxWINOdds	AvgOdd	A/E	chi	ExpWins	BF A/E	BF chi
Quarter 1	140	19	13.57	-43.29	51	36.43	64	29.69	-30.92	-35	81.00	8.50	12.3	0.98	0.01	19.34	1.12	0.28
Quarter 2	173	14	8.09	-78.84	49	28.32	64	21.88	-45.57	-65.67	101.00	21.00	14.81	0.62	3.88	22.76	0.71	1.93
Quarter 3	157	17	10.83	-44.95	48	30.57	64	26.56	-28.63	-27.87	101.00	15.00	15.08	0.88	0.34	19.41	1.04	0.03
Quarter 4	123	14	11.38	-30.24	27	21.95	64	21.88	-24.59	-23.13	101.00	13.00	17.01	1.01	0	13.83	1.23	0.65

One Mile & Two Furlongs

Criteria	Bets	Wins	Win%	P/L(SP)	Places	Place%	Races	Race%	ROI(SP)	P/L(BF)	MxOdd	MaxWINOdds	AvgOdd	A/E	chi	ExpWins	BF A/E	BF chi
Quarter 1	217	31	14.29	-17.91	78	35.94	101	30.69	-8.25	15.03	101.00	34.00	12.06	0.93	0.17	33.19	1.07	0.15
Quarter 2	269	25	9.29	-100.95	84	31.23	101	24.75	-37.53	-44.83	101.00	34.00	14.35	0.73	2.89	34.3	0.87	0.56
Quarter 3	240	29	12.08	-49.49	67	27.92	101	28.71	-20.62	-12.92	101.00	34.00	16.05	1.03	0.03	28.12	1.23	1.39
Quarter 4	194	16	8.25	-98.65	48	24.74	101	15.84	-50.85	-88.84	101.00	13.00	15.77	0.69	2.57	23.26	0.81	0.8

One Mile & Four Furlongs and Further

Criteria	Bets	Wins	Win%	P/L(SP)	Places	Place%	Races	Race%	ROI(SP)	P/L(BF)	MxOdd	MaxWINOdds	AvgOdd	A/E	chi	ExpWins	BF A/E	BF chi
Quarter 1	120	17	14.17	-10.56	37	30.83	60	28.33	-8.8	19.88	101.00	34.00	12.72	0.92	0.15	18.52	1.03	0.02
Quarter 2	139	25	17.99	-13.11	47	33.81	60	41.67	-9.43	1.06	101.00	15.00	14.04	1.19	0.9	21	1.36	2.79
Quarter 3	126	9	7.14	-81	29	23.02	60	15	-64.29	-76.73	101.00	10.00	15.89	0.54	4.2	16.82	0.63	2.28
Quarter 4	102	9	8.82	-54.17	34	33.33	59	15.25	-53.11	-47.75	67.00	8.00	14.86	0.7	1.34	12.89	0.82	0.42

Summary: It's clear that draw bias is very much in effect over 5f, looking at the stats from both the win & place perspective.

It also may be worth noting that low draw looks to be a positive at race distances over 1m 4f plus.

Trainer Stats and Angles

Here are a few interesting trainer track stats, that will hopefully enable you to identify some winners at Beverley through the rest of this season.

Trainers & Handicap Runners In The Top-Three In The Betting.

Criteria	Bets	Wins	Win%	P/L(SP)	Places	Place%	Races	Race%	ROI(SP)	P/L(BF)	MxOdd	MaxWINOdds	AvgOdd	A/E	chi	ExpWins	BF A/E	BF chi
Dascombe, Tom	7	5	71.43	15.5	6	85.71	7	71.43	221.43	16.56	6.50	6.50	4.29	2.84	7.97	1.76	2.99	8.72
Loughnane, David	15	7	46.67	26.75	12	80	14	50	178.33	31.58	11.00	11.00	5.52	2.15	5.48	3.26	2.39	7.03
Walford, Mark	10	4	40	5.25	6	60	9	44.44	52.5	6.28	9.00	5.00	4.48	1.59	1.18	2.51	1.76	1.71
Burke, K R	5	2	40	9	2	40	5	40	180	10.37	9.00	9.00	5.25	1.87	1.03	1.07	2.13	1.47
Swinbank, G A	5	2	40	7	4	80	5	40	140	7.83	8.00	8.00	5.05	1.72	0.79	1.16	1.98	1.22
Bell, M L W	15	6	40	5.25	11	73.33	15	40	35	7.85	6.50	5.00	4.7	1.67	2.11	3.6	1.83	2.91
Duffield, Mrs A	15	6	40	12.13	7	46.67	15	40	80.87	14.2	9.00	5.50	5.18	1.89	3.17	3.18	2.11	4.34
McBride, P J	6	2	33.33	2	3	50	6	33.33	33.33	2.37	8.00	4.00	5.33	1.68	0.69	1.19	1.83	0.93
Prescott, Sir Mark	9	3	33.33	-0.97	5	55.56	9	33.33	-10.78	-0.5	8.50	5.00	3.06	0.75	0.46	4.01	0.79	0.28
Dalglish, Keith	18	6	33.33	5.5	10	55.56	18	33.33	30.56	6.8	8.00	5.00	4.92	1.47	1.17	4.08	1.61	1.74
Smart, B	12	4	33.33	10	6	50	12	33.33	83.33	12.7	8.00	6.00	5.54	1.68	1.38	2.38	1.9	2.05
Suroor, Saeed Bin	6	2	33.33	-0.25	2	33.33	6	33.33	-4.17	-0.04	5.50	3.75	3.83	1.16	0.06	1.73	1.27	0.16
Furtado, Ivan	9	3	33.33	3.25	5	55.56	9	33.33	36.11	3.78	6.00	5.50	4.53	1.45	0.54	2.07	1.6	0.86
Guest, R C	22	7	31.82	14.25	11	50	22	31.82	64.77	16.95	8.00	7.50	5.93	1.74	2.68	4.03	1.95	3.87
Okkeffe, Jedd	13	4	30.77	1.1	7	53.85	13	30.77	8.46	1.84	7.00	5.50	4.34	1.2	0.18	3.33	1.32	0.4
Easterby, T D	76	23	30.26	18.43	44	57.89	76	30.26	24.25	26.89	10.00	7.00	4.82	1.31	2.19	17.56	1.47	4.36

Summary: Tom Dascombe & David Loughnane runners well fancied in the betting have been the most profitable to follow.

Trainers & Two-year-old's Making Their Racecourse Debut.

Criteria	Bets	Wins	Win%	P/L(SP)	Places	Place%	Races	Race%	ROI(SP)	P/L(BF)	MxOdd	MaxWINOdds	AvgOdd	A/E	chi	ExpWins	BF A/E	BF chi
Fahey, R A	39	6	15.38	0.85	17	43.59	35	17.14	2.18	3.94	26.00	15.00	8.95	0.95	0.02	6.32	1.1	0.06
Ryan, K A	26	3	11.54	0	10	38.46	26	11.54	0	6.7	26.00	11.00	12.25	1.13	0.05	2.65	1.45	0.45
Olmeara, D	16	2	12.5	20	6	37.5	15	13.33	125	34.24	34.00	21.00	16.28	1.52	0.38	1.32	1.96	1.01
Cowell, R M H	3	2	66.67	11	2	66.67	3	66.67	366.67	15.18	7.00	7.00	5.75	3.39	4.19	0.59	4.35	6.09
Ellison, B	13	2	15.38	24	2	15.38	12	16.67	184.62	36.5	67.00	26.00	29.46	3.28	3.32	0.61	4.65	5.93
Dods, M	12	2	16.67	4.25	4	33.33	12	16.67	35.42	4.97	15.00	13.00	7.05	0.93	0.01	2.15	1.05	0.01

Trainers & Handicap Debutants.

Criteria	Bets	Wins	Win%	P/L(SP)	Places	Place%	Races	Race%	ROI(SP)	P/L(BF)	MxOdd	MaxWINOdds	AvgOdd	A/E	chi	ExpWins	BF A/E	BF chi
Fahey, R A	16	3	18.75	-1.75	6	37.5	16	18.75	-10.94	-1.51	17.00	7.00	7.88	1.09	0.03	2.76	1.2	0.12
Stoute, Sir Michael	6	2	33.33	0.63	3	50	6	33.33	10.5	1.31	5.00	4.00	3.69	1.18	0.07	1.7	1.35	0.24
Gosden, J H M	1	1	100	2.25	1	100	1	100	225	2.52	3.25	3.25	3.25	3.23	2.23	0.31	3.7	2.7
Hannon (Jnr), Richard	2	1	50	3	1	50	2	50	150	3.94	6.00	5.00	5.5	2.7	1.32	0.37	3.23	1.82
Kelleyway, Miss Gay	1	1	100	3.5	1	100	1	100	350	3.81	4.50	4.50	4.5	4.55	3.55	0.22	5	4
Chapple-Hyam, Jane	2	1	50	13	1	50	2	50	650	14.93	15.00	15.00	11.5	5	3.56	0.2	5.56	4.11
Swinbank, G A	1	1	100	3	1	100	1	100	300	3.42	4.00	4.00	4	4	3	0.25	4.55	3.55
Watson, Archie	2	1	50	0.63	1	50	2	50	31.5	0.62	34.00	2.63	18.32	2.44	1.07	0.41	2.63	1.25
Quinn, J J	6	1	16.67	-3.12	3	50	6	16.67	-52	-3.19	21.00	2.88	10.81	1.18	0.03	0.85	1.37	0.11
Bell, M L W	3	1	33.33	2	1	33.33	3	33.33	66.67	3.04	9.00	5.00	6.67	2.08	0.67	0.48	2.5	1.04
Appleby, Charlie	1	1	100	1.63	1	100	1	100	163	1.63	2.63	2.63	2.63	2.63	1.63	0.38	2.7	1.7
Prescott, Sir Mark	2	1	50	3	1	50	2	50	150	3.38	8.50	5.00	6.75	3.13	1.72	0.32	3.7	2.28
Beckett, R M	3	1	33.33	-0.9	2	66.67	3	33.33	-30	-0.88	7.00	2.10	5.03	1.27	0.08	0.79	1.37	0.13
Ryan, K A	10	1	10	-6.5	2	20	10	10	-65	-6.37	21.00	3.50	11.35	0.85	0.03	1.18	0.96	0
Hills, Charles	2	1	50	11	1	50	2	50	550	15.44	13.00	13.00	8.5	3.03	1.63	0.33	3.7	2.28
Dascombe, Tom	2	1	50	2	1	50	2	50	100	2.04	21.00	4.00	12.5	3.33	1.92	0.3	3.57	2.15

Summary: Just nineteen horses have won on their handicap debut at the course since the start of 2015 and just two trainer's Richard Fahey & Sir Michael Stoute have saddled more than one winner.

Trainers & Race Distance (Handicaps)

	Bets	Wins	Win%	P/L(SP)	Places	Place%	Races	Race%	ROI(SP)	P/L(BF)	MxOdd	MaxWINOdds	AvgOdd	A/E	chi	ExpWins	BF A/E	BF chi
Race Distance = 2m & 2m.5f Trainer = Prescott, Sir Mark	6	3	50	2.03	4	66.67	6	50	33.83	2.5	5.00	5.00	2.4	1.01	0	2.98	1.07	0.02
Race Distance = 5f & 5.5f Trainer = Duffield, Mrs A	13	5	38.46	8.63	7	53.85	13	38.46	66.38	10.57	26.00	5.50	10.47	2.49	5.26	2.01	2.91	7.21
Race Distance = 1m2f & 1m2.5f Trainer = Ward, Jason	8	3	37.5	11.5	3	37.5	8	37.5	143.75	13.43	8.00	8.00	5.81	1.83	1.42	1.64	2.08	2.06
Race Distance = 1m4f & 1m4.5f Trainer = Pears, Ollie	8	3	37.5	42.5	5	62.5	8	37.5	531.25	73.96	34.00	34.00	11.88	3.06	4.74	0.98	3.61	6.33
Race Distance = 1m & 1m.5f Trainer = Loughnane, David	11	4	36.36	18	6	54.55	10	40	163.64	23.51	11.00	11.00	7.59	2.25	3.3	1.78	2.56	4.45
Race Distance = 1m2f & 1m2.5f Trainer = Walford, Mark	14	5	35.71	11	9	64.29	13	38.46	78.57	14.19	17.00	7.00	7.59	2.06	3.29	2.43	2.34	4.51
Race Distance = 7f & 7.5f Trainer = Smart, B	6	2	33.33	5.5	3	50	6	33.33	91.67	6.12	26.00	6.00	7.92	1.54	0.48	1.3	1.68	0.69
Race Distance = 5f & 5.5f Trainer = Dalglish, Keith	6	2	33.33	3.5	2	33.33	6	33.33	58.33	3.82	13.00	5.00	6.5	1.89	1.01	1.06	2.06	1.3
Race Distance = 1m4f & 1m4.5f Trainer = Dunlop, E A L	6	2	33.33	5	4	66.67	6	33.33	83.33	6.29	13.00	6.00	7.33	2.2	1.54	0.91	2.47	2.02
Race Distance = 2m & 2m.5f Trainer = Johnston, M	6	2	33.33	8.5	3	50	5	40	141.67	9.17	11.00	11.00	5.81	1.61	0.59	1.24	1.74	0.78
Race Distance = 5f & 5.5f Trainer = Guest, R C	6	2	33.33	27.5	2	33.33	6	33.33	458.33	43.64	26.00	26.00	12.58	3.13	3.24	0.64	3.57	4.08

Summary: Digging deeper and looking at trainers & race distance. Anne Duffield's handicap sprinters have been value bets.

Trainers & Race Class (Handicaps)

	Bets	Wins	Win%	P/L(SP)	Places	Place%	Races	Race%	ROI(SP)	P/L(BF)	MxOdd	MaxWINOdds	AvgOdd	A/E	chi	ExpWins	BF A/E	BF chi
Race Class = Class 6 Trainer = Chapple-Hyam, Jane	6	3	50	19.5	5	83.33	6	50	325	23.26	21.00	15.00	9.54	2.88	4.47	1.04	3.26	5.55
Race Class = Class 5 Trainer = Bell, M L W	15	6	40	11.25	9	60	15	40	75	15.32	13.00	9.00	6.6	1.97	3.61	3.04	2.21	4.83
Race Class = Class 6 Trainer = Sanderson, Mrs D J	6	2	33.33	37	2	33.33	6	33.33	616.67	45.59	101.00	26.00	33.67	7.14	11.08	0.28	9.09	14.95
Race Class = Class 6 Trainer = Walford, Mark	9	3	33.33	3.5	5	55.56	8	37.5	38.89	4.48	34.00	5.00	11.14	2.01	1.83	1.49	2.27	2.51
Race Class = Class 5 Trainer = Burke, K R	6	2	33.33	8	2	33.33	6	33.33	133.33	9.37	13.00	9.00	7.17	2.04	1.27	0.98	2.33	1.76
Race Class = Class 6 Trainer = Loughnane, David	9	3	33.33	15.5	4	44.44	8	37.5	172.22	18.51	67.00	11.00	15.72	2.29	2.55	1.31	2.59	3.35
Race Class = Class 3 Trainer = Ryan, K A	6	2	33.33	4.5	4	66.67	5	40	75	5.69	15.00	6.00	8.29	2.08	1.34	0.96	2.5	2.08
Race Class = Class 5 Trainer = Loughnane, David	16	5	31.25	27.25	7	43.75	16	31.25	170.31	31.08	101.00	26.00	16.3	2.16	3.62	2.32	2.49	5.09
Race Class = Class 6 Trainer = Dascombe, Tom	7	2	28.57	4	3	42.86	7	28.57	57.14	4.74	26.00	6.50	10.86	2.15	1.42	0.93	2.35	1.77
Race Class = Class 5 Trainer = O'Keefe, Jedd	7	2	28.57	1	4	57.14	7	28.57	14.29	1.56	21.00	5.50	11	2	1.17	1	2.25	1.59
Race Class = Class 4 Trainer = Ward, Jason	7	2	28.57	4.5	3	42.86	7	28.57	64.29	5.45	8.00	8.00	5.5	1.32	0.2	1.51	1.49	0.4
Race Class = Class 6 Trainer = Johnston, M	23	6	26.09	6.21	9	39.13	20	30	27	7.43	21.00	11.00	8.12	1.5	1.21	4	1.69	2
Race Class = Class 6 Trainer = Guest, R C	27	7	25.93	39.25	12	44.44	25	28	145.37	62.3	34.00	26.00	13.44	2.21	5.24	3.17	2.75	8.58
Race Class = Class 5 Trainer = Dunlop, E A L	12	3	25	4	5	41.67	12	25	33.33	5.49	26.00	6.00	8.92	1.52	0.63	1.98	1.84	1.33
Race Class = Class 5 Trainer = Dalglish, Keith	20	5	25	10	6	30	19	26.32	50	11.06	17.00	13.00	8.13	1.63	1.43	3.07	1.84	2.21
Race Class = Class 4 Trainer = Eyre, J L	17	4	23.53	21.25	4	23.53	15	26.67	125	30.04	41.00	21.00	13.51	1.9	1.93	2.11	2.31	3.32

Summary: Looking at trainers and race class.

David Loughnane's runners in Class 5 & 6 have produced a healthy - 8 winners from 25 runners 32% +42.75 A/E 2.2 11 placed 44%. Those sent off in the first three in the betting have produced 6 winners from 11 runners 55% +24.75 A/E 2.31 9 placed 82% (each-way +31.04).

It could also be worth noting Michael Bell's handicap runners in Class 5 races and Jane Chapple-Hyam's runners in Class 6 races.

Performance of System Based on Below Set Criteria.																	
Bets	Wins	Win%	P/L(SP)	Places	Place%	Races	Race%	ROI(SP)	P/L(BF)	MxOdd	MaxWINOdds	AvgOdd	A/E	chi	ExpWins	BF A/E	BF chi
25	8	32	42.75	11	44	24	33.33	171	49.59	101.00	26.00	16.09	2.2	6.15	3.63	2.52	8.43

You currently have 4 categories with specifications in your system.

Race Data - All of these categories specify only the types of races included.			
<input checked="" type="checkbox"/>		Track	Beverley
<input checked="" type="checkbox"/>		Race Class	Class 5 Class 6
<input checked="" type="checkbox"/>		Handicap/Non	Handicap
Trainer Data - These categories specify characteristics of the trainer of the analysed horse.			
<input checked="" type="checkbox"/>		Trainer	Loughnane, David

Summary: Back David Loughnane handicap runners in Class 5 or 6 races only.

Hopefully you enjoyed this brief look at Beverley racecourse and some of the track's key stats.

The next instalment in this tour of British racecourses stays in Yorkshire and heads to the 'Garden Racecourse' also known as Ripon.

Until next time.

BET LESS WIN MORE

Slow and steady wins the betting race - the tortoise makes long term consistent profits not the hare

The Gradual Accumulation of Profit

Nobody likes losing, but it's part of the winning process. The remedy is to have as few losers as possible by being selective, cautious and utterly locked in to the gradual accumulation of profit. The Boz is the tortoise of the tipping world.

And Less is More(LIM) is his flagship horse race betting model.

LIM narrows the action down to one small field UK horse race per day and seeks to lay the poor value race favourite to pay for a bet on the value pick in the same race.

Proofed to Real Members

Trialled, to early adopters, daily in The BOZmail for three years now, LIM has achieved a consistent 66%+ strike rate on the daily lay and an average 25% strike rate on the daily backs.

Consistent Accumulation of Profit

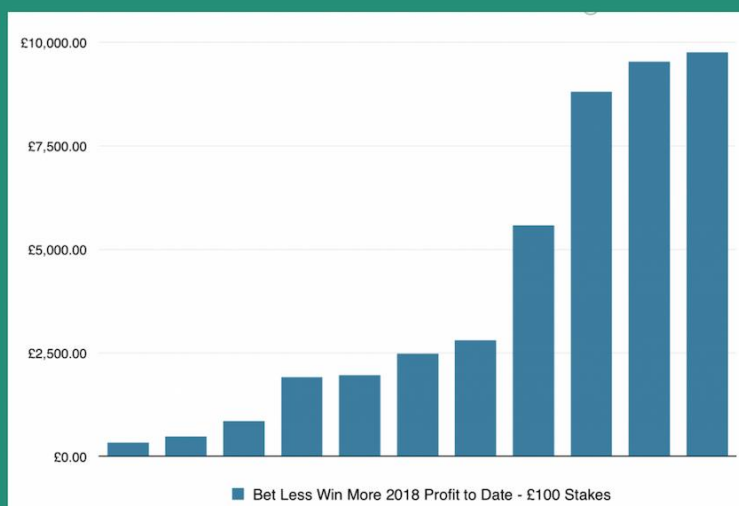
Since going live in 2015 this Less is More approach has provided consistent accumulation of profit all the way for Bozmail readers.

Start with a Modest Bank

Because of the high strike rate, low liability and regular profits these bets can be approached confidently with a modest starting bank.

Quick, Easy and Straightforward

With the daily Bozmail you will gain regular steady monthly profits from placing just one or two bets into the same race each day. Your profits will be quick, easy and straightforward.



Big Wins from Staggered Accumulators

"The staggered accumulator is an attempt to win at big odds for no stake over an indeterminate length of time"

Less is More is the cash builder approach that the Boz and his followers use to compliment his highly selective *Staggered Accumulators* that will also be published on this service.

Staggered Accumulators target the Big Big Wins

Here's how the Staggered Accumulator works ...

- ▶ Step 1 - Select a 'weapons grade' locked in Grade A initial bet
- ▶ Step 2 - From the return on the initial bet return the stake to your bank - meaning the rest of the acca is now a free bet
- ▶ Step 3 - Place all the profit from bet 1 on another Grade A high probability bet.
- ▶ Step 4 - Repeat with all the returns from bet 2 going onto another Grade A selection
- ▶ Step 5 - Keep the accumulator going until the **Big Hoo Ha Win!**

The only way you can lose with the Staggered Accumulator is if the first bet loses. After a successful first bet it's totally risk free, no losses, a free bet with no downside and a big potential payout!

You will receive full step by step instructions on where to place each bet in the Staggered Accumulator



"The Staggered Accumulators are just that. Drawn from The Boz's various sporting specialisms - non-league football, women's grand slam tennis, UK National Hunt Horse Racing and US flat track horse racing - the staggered accumulator is an attempt to win at big odds for no stake over an indeterminate length of time.

The selections are always weapons grade and come from The Boz's daily research and study methods. Only go into play when confidence of success is grade A. Patience exercised in waiting for the right play. Discipline required in staking all of the winnings from the previous leg on to the next leg of the accumulator when it occurs."

Gary Boswell aka The Boz

Sign Up For the Bozmail Now & Receive

- ✓ You'll receive the daily Bozmail each morning by email
- ✓ Including your daily Less is More (LIM) bets
- ✓ Notification of the next step in your Staggered Accumulator
- ✓ UK Racing bets, Tennis Bets, US Racing bets, Football bets

[Buy Now - Bozmail - Just £14.99](#)



Big Race Trends Analysis - Royal Ascot

For the past few months I have been looking at ten-year trends and how they are a fantastic tool to use when it comes to looking at big races either handicap or non-handicap.

Add in the “less is more” approach into your trends analysis and there is no doubt in my mind that you can improve your win strike rate in these big races.

I can’t stress too much the following. “You really don’t need to be using lots of filters. Indeed, the more filters you use the more confusing the analysis and the less reliable the trends become”.

Indeed, if you find that you can’t narrow down the field to four or five trends, then maybe that race isn’t one to be looking to have a bet in anyway.

The Trends Don’t Always Have It!

Last month I looked at two races the Chester Cup and Ascot’s Victoria Cup. Having managed to snare the Lincoln winner from the trends, it wasn’t so good in May and shows that trends are not necessarily the panacea to punting success. That said you’re betting should never be dependent on a few races over a month.

Long term profitability or lack of it can only be gauged over a much longer period.

The Chester Cup winner Making Miracles failed two of the four trends that I highlighted.

My four trends for the race were.

- Stall: 1 to 13
- Odds SP: 16/1 & under
- Official Rating: 93 to 101
- Last Race Code: Flat or NH

This year's winner of the Chester Cup failed two of the above trends. The gelding defied stall 16 to win after being given a very enterprising front running ride from jockey Franny Norton and failed the Official Rating trend being on a mark of 104.

The other race I put under the trend's microscope was the Victoria Cup.

My four highlighted trends were:

- Odds SP: 25/1 & under
- Highest Class Run: Class 2 or 3
- Last Time Out Placing: First Five
- C&D Wins: 0

This year's winner of the race was Cape Byron who passed three of the four trends but failed on the last time out placing. He had finished 7th on his final start of 2018.

At this point it needs stressing: That the above trends were the ones I highlighted other punters may have focused on other trends which lead them to finding the winner of one or both races. Although I think the Chester Cup draw stat was a strong one. Which would have put plenty punters off horses drawn out as wide as Making Miracles was.

Trending It's All Personal

At this point it maybe useful to remind ourselves of some points when it comes to 'trending' a big race and it will of course be useful to anyone reading around the subject for the first time.

The key to trends analysis of big handicaps is to eliminate as many losers as you can whilst retaining as many of the winners as you can.

As I have mentioned in the past a 'trending' approach is a very personal one. In some races the age filter can be very important.

In other races it could be the number of runs a horse has had sphere. It's all about finding the "sweet spots" to work with. The other filters you then use would hopefully allow you to retain 80% of the winners.

Then from the remaining shortlist of runners you can then use a more traditional form analysis to make 1 or 2 bets in that given race. The big race trainer filter is always worth looking at as many trainers will target certain races with a horse with a similar profile to their previous winner(s).

Other filters that can be very useful are:

Official Rating.

Weight - Can be useful in the same regard as the OR.

Day Since Last Run – Is another that can be useful particularly in races early or late in the season.

Runs in the Previous 90-days.

Last Time Out Placing.

As ever they are at their most useful when you have found a "sweet spot".

Finally, it's important to stress. Whether you decide to use a filter, you need to consider the strike rate of that filter. For example: Looking at the age filter. You may see that 4 and 5 year-olds have won 8 out of the last 10 renewals of a race with a win strike rate of say 25% and the other two winners come from an age range with a combined strike rate of 5% then you can discard the age brackets which include the two as they are 5 times less likely to win.

As I said last time, this month, I'm going to be trending two of the big handicaps at Royal Ascot. Both are run over differing distance. The first I will look at is the Wokingham Handicap over 6f and the Duke of Edinburgh Handicap run over 1m 4f.

As ever the ever reliable www.horseracebase.com is my guide when looking at the trends for big races.

I will approach this month's races slightly different to the previous ones. By highlighting a slightly different approach to trending.

Wokingham Handicap

The Wokingham Handicap is one of the big handicaps of the flat racing calendar. Traditionally a big betting race which normally attracts a 25+ field of sprint handicappers. The race now takes place on Day 5 of Royal Ascot.

Last years renewal was won by the Brian Meehan trained Bacchus who was returned at 33/1. A big priced winner, one returned at 14/1 & longer has won the race 4 times in the last 11 years.

Here are the stats for the last ten renewals of the race.

Performance of System Based on Below Set Criteria.																	
Bets	Wins	Win%	P/L(SP)	Places	Place%	Races	Race%	ROI(SP)	P/L(BF)	MxOdd	MaxWINOdds	AvgOdd	A/E	chi	ExpWins	BF A/E	BF chi
268	10	3.73	-106	40	14.93	10	100	-39.55	-21.84	101.00	34.00	27.94	0.7	1.36	14.28	0.97	0.01

TRENDS - Wokingham Stakes

You currently have 2 categories (including trend) with specifications in your system.

Race Data - All of these categories specify only the types of races included.

Date (Year)

2009201020112012201320142015201620172018

Now, I am looking to find between 3 and 5 key trends that will provide clues as to the type of horse that may win the race this year.

So, what are the key trends? Whatever the type of race, unless it's for say 3-year-olds only, age is this first thing I look at.

Age

Criteria	Bets	Wins	Win%	P/L(SP)	Places	Place%	Races	Race%	ROI(SP)	P/L(BF)	MxOdd	MaxWINOdds	AvgOdd	A/E	chi	ExpWins	BF A/E	BF chi
3	1	0	0	-1	0	0	1	0	-100	-1	21.00	0.00	21	0	0.05	0.05	0	0.03
4	90	3	3.33	-40.5	15	16.67	10	30	-45	-17.1	101.00	34.00	24.36	0.52	1.43	5.78	0.69	0.42
5	66	5	7.58	-13.5	12	18.18	10	50	-20.45	-0.11	67.00	15.00	24.84	1.3	0.36	3.86	1.72	1.59
6	56	1	1.79	-22	10	17.86	10	10	-39.29	11.32	67.00	34.00	25.8	0.35	1.28	2.87	0.5	0.53
7	35	0	0	-35	1	2.86	10	0	-100	-35	67.00	0.00	36.54	0	1.24	1.2	0	0.76
8	13	1	7.69	13	2	15.38	7	14.29	100	27.05	67.00	26.00	41.54	2.56	0.98	0.39	4.76	3.02
9	6	0	0	-6	0	0	4	0	-100	-6	67.00	0.00	53.33	0	0.11	0.11	0	0.05
10	1	0	0	-1	0	0	1	0	-100	-1	51.00	0.00	51	0	0.02	0.02	0	0.01

The most successful age group are 5-year-olds with 5 of the last 10 winners of the race. Whilst horses aged 6+ are 2 winners from 111 runners 13 placed.

Draw

As it's a big field handicap over 6f I will next have look to see how the draw has impacted on the race. Rather than look at individual stalls I shall look at them by segment.

Criteria	Bets	Wins	Win%	P/L(SP)	Places	Place%	Races	Race%	ROI(SP)	P/L(BF)	MxOdd	MaxWINOdds	AvgOdd	A/E	chi	ExpWins	BF A/E	BF chi
Quarter 1	66	2	3.03	-33	11	16.67	10	20	-50	-17.99	67.00	26.00	29.75	0.6	0.55	3.31	0.84	0.07
Quarter 2	70	2	2.86	-27.5	9	12.86	10	20	-39.29	5.77	101.00	34.00	30.09	0.59	0.59	3.38	0.87	0.04
Quarter 3	68	3	4.41	-8	9	13.24	10	30	-11.76	19.71	67.00	34.00	28.63	0.85	0.08	3.53	1.21	0.12
Quarter 4	64	3	4.69	-37.5	11	17.19	10	30	-58.59	-29.33	67.00	11.00	23	0.74	0.3	4.06	0.96	0

The winners have been evenly spread across the track. Although it could be worth noting that two winners in the low numbers were drawn in stall 1 & 4 so close to the fair rail.

Last Time Out Placing

Criteria	Bets	Wins	Win%	P/L(SP)	Places	Place%	Races	Race%	ROI(SP)	P/L(BF)	MxOdd	MaxWINOdds	AvgOdd	A/E	chi	ExpWins	BF A/E	BF chi
No Run	1	0	0	-1	1	100	1	0	-100	-1	13.00	0.00	13	0	0.09	0.08	0	0.06
First	39	1	2.56	-32	6	15.38	10	10	-82.05	-31.05	101.00	7.00	23.68	0.34	1.39	2.95	0.43	0.79
Second	39	5	12.82	39.5	9	23.08	10	50	101.28	78.64	67.00	34.00	22.4	2.09	3.04	2.39	2.7	5.63
Third	27	0	0	-27	4	14.81	10	0	-100	-27	26.00	0.00	17.52	0	1.86	1.74	0	1.38
Fourth	32	2	6.25	28	6	18.75	10	20	87.5	64.55	51.00	34.00	24.36	1.12	0.03	1.79	1.56	0.42
Fifth	24	0	0	-24	4	16.67	9	0	-100	-24	67.00	0.00	26.69	0	1.4	1.32	0	0.92
Sixth	19	1	5.26	-13.5	3	15.79	8	12.5	-71.05	-12.91	51.00	5.50	24.47	0.95	0	1.05	1.3	0.07
Seventh	13	0	0	-13	2	15.38	7	0	-100	-13	67.00	0.00	34.85	0	0.51	0.49	0	0.29
Eighth	9	0	0	-9	0	0	6	0	-100	-9	67.00	0.00	41.56	0	0.28	0.27	0	0.16
Ninth	9	0	0	-9	1	11.11	6	0	-100	-9	67.00	0.00	38.89	0	0.29	0.28	0	0.18
Tenth	9	0	0	-9	1	11.11	6	0	-100	-9	67.00	0.00	34.33	0	0.31	0.3	0	0.19
Eleventh	8	0	0	-8	1	12.5	7	0	-100	-8	51.00	0.00	26	0	0.47	0.44	0	0.33
Twelfth	6	0	0	-6	0	0	5	0	-100	-6	67.00	0.00	49.33	0	0.13	0.13	0	0.07
Thirteenth	10	1	10	1	2	20	6	16.67	10	7.92	67.00	11.00	38	3.03	1.41	0.33	6.25	4.48
Fourteenth	5	0	0	-5	0	0	5	0	-100	-5	67.00	0.00	50.4	0	0.1	0.1	0	0.05
Fifteenth	5	0	0	-5	0	0	4	0	-100	-5	67.00	0.00	42.4	0	0.13	0.13	0	0.08
Sixteenth	2	0	0	-2	0	0	2	0	-100	-2	26.00	0.00	21.5	0	0.11	0.1	0	0.06
Eighteenth	2	0	0	-2	0	0	2	0	-100	-2	21.00	0.00	16	0	0.15	0.14	0	0.12
Nineteenth	2	0	0	-2	0	0	2	0	-100	-2	67.00	0.00	54	0	0.03	0.03	0	0.02
Twentieth	1	0	0	-1	0	0	1	0	-100	-1	67.00	0.00	67	0	0.01	0.01	0	0
Twenty First	1	0	0	-1	0	0	1	0	-100	-1	67.00	0.00	67	0	0.01	0.01	0	0
Twenty Second	1	0	0	-1	0	0	1	0	-100	-1	13.00	0.00	13	0	0.09	0.08	0	0.05
Twenty Third	3	0	0	-3	0	0	3	0	-100	-3	34.00	0.00	29.67	0	0.11	0.11	0	0.06
Twenty Seventh	1	0	0	-1	0	0	1	0	-100	-1	67.00	0.00	67	0	0.01	0.01	0	0.01

Just one last time out winner has gone to win the race in the past decade.

Those horses who finished runner-up on their last start have provided 5 winners. Horses that finished outside the top six on their last run are 1 win from 89 runners 7 placed.

Days Since Last Run

Criteria	Bets	Wins	Win%	P/L(SP)	Places	Place%	Races	Race%	ROI(SP)	P/L(BF)	MxOdd	MaxWINOdds	AvgOdd	A/E	chi	ExpWins	BF A/E	BF chi
4-5 days	2	0	0	-2	1	50	2	0	-100	-2	26.00	0.00	19.5	0	0.13	0.12	0	0.08
6-10 days	16	0	0	-16	5	31.25	9	0	-100	-16	67.00	0.00	33.63	0	0.66	0.63	0	0.42
11-15 days	29	1	3.45	-3	3	10.34	9	11.11	-10.34	11.05	67.00	26.00	34.41	0.85	0.03	1.18	1.25	0.05
16-20 days	16	0	0	-16	1	6.25	8	0	-100	-16	34.00	0.00	20.94	0	1.04	0.98	0	0.71
21-25 days	30	1	3.33	-23	4	13.33	9	11.11	-76.67	-22.05	67.00	7.00	27.53	0.67	0.18	1.5	0.97	0
26-30 days	38	3	7.89	22	6	15.79	10	30	57.89	60.53	67.00	34.00	27.84	1.6	0.7	1.88	2.24	2.13
31-45 days	79	3	3.8	-49.5	9	11.39	10	30	-62.66	-41.97	67.00	11.00	25.33	0.64	0.65	4.7	0.85	0.09
46-60 days	24	0	0	-24	4	16.67	9	0	-100	-24	67.00	0.00	19.44	0	2.04	1.88	0	1.57
61-75 days	6	0	0	-6	1	16.67	5	0	-100	-6	67.00	0.00	38.33	0	0.19	0.18	0	0.1
76-90 days	6	0	0	-6	1	16.67	5	0	-100	-6	67.00	0.00	41.5	0	0.22	0.21	0	0.1
91-120 days	1	0	0	-1	0	0	1	0	-100	-1	51.00	0.00	51	0	0.02	0.02	0	0.02
181-240 days	3	0	0	-3	0	0	2	0	-100	-3	51.00	0.00	39.67	0	0.08	0.08	0	0.04
241-300 days	13	1	7.69	21	3	23.08	5	20	161.54	43.5	67.00	34.00	32.46	1.89	0.43	0.53	2.86	1.24
301-365 days	1	0	0	-1	0	0	1	0	-100	-1	21.00	0.00	21	0	0.05	0.05	0	0.03
366-730 days	2	1	50	3.5	1	50	2	50	175	4.09	101.00	5.50	53.25	5.26	3.82	0.19	6.25	4.79
731-1095 days	1	0	0	-1	0	0	1	0	-100	-1	15.00	0.00	15	0	0.08	0.07	0	0.05

Eight of the last ten winners of the race had run within the last 45-days but they did provide 78% of the total runners. Seven of those winners ran between 21 to 45-days since their last start from 55% of the runners so, nothing to get to excited about there.

Official Rating

Criteria	Bets	Wins	Win%	P/L(SP)	Places	Place%	Races	Race%	ROI(SP)	P/L(BF)	MxOdd	MaxWINOdds	AvgOdd	A/E	chi	ExpWins	BF A/E	BF chi
94	4	0	0	-4	1	25	2	0	-100	-4	51.00	0.00	32	0	0.16	0.15	0	0.09
95	9	1	11.11	-3.5	1	11.11	4	25	-38.89	-2.91	67.00	5.50	33.67	2.08	0.6	0.48	2.5	0.94
96	8	1	12.5	-1	1	12.5	4	25	-12.5	-0.05	67.00	7.00	31	1.96	0.5	0.51	2.44	0.89
97	15	0	0	-15	1	6.67	7	0	-100	-15	67.00	0.00	35.27	0	0.73	0.7	0	0.5
98	28	1	3.57	-19.5	2	7.14	9	11.11	-69.64	-19.55	67.00	8.50	30.09	0.78	0.07	1.29	1.05	0
99	19	1	5.26	7	4	21.05	8	12.5	36.84	21.05	67.00	26.00	23.21	1.01	0	0.99	1.43	0.13
100	44	2	4.55	-18	6	13.64	10	20	-40.91	-9.31	101.00	15.00	28.14	0.84	0.06	2.37	1.17	0.05
101	19	0	0	-19	3	15.79	7	0	-100	-19	67.00	0.00	29.95	0	1.06	1	0	0.72
102	31	1	3.23	-20	3	9.68	9	11.11	-64.52	-16.56	51.00	11.00	24.45	0.62	0.24	1.61	0.89	0.02
103	20	0	0	-20	3	15	9	0	-100	-20	67.00	0.00	28.23	0	1.53	1.42	0	1.11
104	20	0	0	-20	4	20	9	0	-100	-20	51.00	0.00	25.3	0	1.02	0.97	0	0.66
105	18	2	11.11	26	4	22.22	7	28.57	144.44	49.16	67.00	34.00	28.28	1.92	0.94	1.04	2.5	1.88
106	5	1	20	29	1	20	5	20	580	62.32	34.00	34.00	26	4.55	2.89	0.22	7.14	5.44
107	5	0	0	-5	0	0	5	0	-100	-5	51.00	0.00	34	0	0.21	0.2	0	0.12
108	11	0	0	-11	5	45.45	7	0	-100	-11	67.00	0.00	22.73	0	0.8	0.75	0	0.6
109	10	0	0	-10	1	10	5	0	-100	-10	67.00	0.00	25.9	0	0.5	0.48	0	0.32
110	2	0	0	-2	0	0	2	0	-100	-2	26.00	0.00	21.5	0	0.11	0.1	0	0.08

No winner in the last 10 years has won off an official rating higher than 106. Those above that mark are 0 winners from 28 runners 6 placed.

Using the OR in conjunction with weight.

Criteria	Bets	Wins	Win%	P/L(SP)	Places	Place%	Races	Race%	ROI(SP)	P/L(BF)	MxOdd	MaxWINOdds	AvgOdd	A/E	chi	ExpWins	BF A/E	BF chi
8-4	1	0	0	-1	0	0	1	0	-100	-1	51.00	0.00	51	0	0.02	0.02	0	0.01
8-6	2	0	0	-2	0	0	2	0	-100	-2	67.00	0.00	54	0	0.03	0.03	0	0.02
8-7	2	0	0	-2	0	0	2	0	-100	-2	26.00	0.00	23.5	0	0.09	0.09	0	0.05
8-8	1	0	0	-1	0	0	1	0	-100	-1	41.00	0.00	41	0	0.02	0.02	0	0.02
8-9	1	0	0	-1	0	0	1	0	-100	-1	13.00	0.00	13	0	0.09	0.08	0	0.08
8-10	9	0	0	-9	1	11.11	5	0	-100	-9	51.00	0.00	29.22	0	0.39	0.37	0	0.27
8-11	14	1	7.14	-8.5	1	7.14	7	14.29	-60.71	-7.91	67.00	5.50	34.36	1.25	0.05	0.8	1.52	0.18
8-12	18	1	5.56	-11	2	11.11	8	12.5	-61.11	-10.05	67.00	7.00	29.28	1	0	1	1.41	0.12
8-13	24	2	8.33	10.5	2	8.33	8	25	43.75	24.5	67.00	26.00	31.48	1.83	0.8	1.09	2.56	1.97
9-0	27	0	0	-27	3	11.11	9	0	-100	-27	67.00	0.00	29.06	0	1.39	1.32	0	1.01
9-1	34	1	2.94	-23	6	17.65	9	11.11	-67.65	-16.08	67.00	11.00	24.5	0.53	0.44	1.89	0.76	0.08
9-2	26	2	7.69	-1	6	23.08	8	25	-3.85	1.43	101.00	15.00	28.5	1.46	0.31	1.37	2.11	1.2
9-3	21	1	4.76	-10	3	14.29	8	12.5	-47.62	-6.56	67.00	11.00	28.81	0.9	0.01	1.11	1.16	0.02
9-4	29	0	0	-29	6	20.69	10	0	-100	-29	67.00	0.00	24.07	0	2.02	1.89	0	1.39
9-5	13	0	0	-13	1	7.69	6	0	-100	-13	51.00	0.00	23.65	0	0.83	0.78	0	0.55
9-6	11	1	9.09	23	1	9.09	6	16.67	209.09	45.5	51.00	34.00	30.23	1.89	0.44	0.53	2.44	0.88
9-7	13	0	0	-13	2	15.38	7	0	-100	-13	67.00	0.00	30.31	0	0.59	0.56	0	0.4
9-8	6	1	16.67	28	2	33.33	5	20	466.67	61.32	51.00	34.00	22.83	2.44	0.91	0.41	3.33	1.72
9-9	4	0	0	-4	1	25	3	0	-100	-4	26.00	0.00	17.5	0	0.31	0.29	0	0.19
9-10	12	0	0	-12	3	25	8	0	-100	-12	67.00	0.00	24.92	0	0.66	0.63	0	0.47

Those runners carrying 9-4 or bigger are 2 winners from 8 runners 16 placed. The Exp/Wins for that group had been 5 so the higher weighted horses have underperformed although last years winner Bacchus did carry 9-6 to victory.

Handicap Wins

Criteria	Bets	Wins	Win%	P/L(SP)	Places	Place%	Races	Race%	ROI(SP)	P/L(BF)	MxOdd	MaxWINOdds	AvgOdd	A/E	chi	ExpWins	BF A/E	BF chi
0	45	0	0	-45	9	20	10	0	-100	-45	101.00	0.00	25.42	0	2.73	2.57	0	1.92
1	35	2	5.71	-21	5	14.29	10	20	-60	-20.46	67.00	8.50	28.69	0.94	0.01	2.13	1.23	0.09
2	42	2	4.76	26	9	21.43	10	20	61.9	81.82	67.00	34.00	25.95	0.89	0.03	2.26	1.21	0.08
3	51	2	3.92	-30	6	11.76	10	20	-58.82	-25.9	51.00	11.00	22.57	0.68	0.32	2.95	0.94	0.01
4	22	1	4.55	-11	3	13.64	9	11.11	-50	-4.08	67.00	11.00	24.39	0.74	0.1	1.36	0.97	0
5	37	3	8.11	11	6	16.22	10	30	29.73	27.78	67.00	26.00	34.72	1.79	1.09	1.68	2.5	2.79
6	20	0	0	-20	0	0	8	0	-100	-20	67.00	0.00	36.4	0	0.76	0.73	0	0.43
7	6	0	0	-6	1	16.67	4	0	-100	-6	67.00	0.00	33.83	0	0.26	0.25	0	0.13
8	6	0	0	-6	0	0	3	0	-100	-6	51.00	0.00	32.5	0	0.21	0.2	0	0.14
9	4	0	0	-4	1	25	3	0	-100	-4	67.00	0.00	38	0	0.16	0.15	0	0.11

Runners yet to win a handicap haven't registered a win in the past ten years. I think you can discard those horses and those with 6 or more wins in handicaps.

And finally, those all-important trainer records.

Trainer Records

Ten different trainers have won the race but if we look at the results from a place perspective here are the trainer with 2+ places.

Criteria	Bets	Wins	Win%	P/L(SP)	Places	Place%	Races	Race%	ROI(SP)	P/L(BF)	MxOdd	MaxWINOdds	AvgOdd	A/E	chi	ExpWins	BF A/E	BF chi
Fahey, R A	17	1	5.88	-7	3	17.65	7	14.29	-41.18	-6.34	101.00	10.00	29.53	1.09	0.01	0.92	1.54	0.2
Ryan, K A	14	1	7.14	1	3	21.43	8	12.5	7.14	2.77	51.00	15.00	25.96	1.32	0.08	0.76	1.82	0.38
Barron, T D	6	0	0	-6	2	33.33	4	0	-100	-6	34.00	0.00	16.67	0	0.46	0.43	0	0.35
Simcock, D M	4	0	0	-4	2	50	4	0	-100	-4	51.00	0.00	30.25	0	0.18	0.17	0	0.12
Candy, H	5	0	0	-5	2	40	5	0	-100	-5	34.00	0.00	22.2	0	0.26	0.25	0	0.2
Suroor, Saeed Bin	4	0	0	-4	2	50	4	0	-100	-4	17.00	0.00	15	0	0.3	0.28	0	0.22

Wokingham Handicap Trends Verdict

It's a tough race to trend. Personally, I will be concentrating on the younger horse those aged 4 or 5, those with a top-four finish which has been a recurring theme in the past decade and runners that had won between 1 & 5 handicaps.

- Age: 4yo or 5yo (8 winners)
- Last Time Out Placing: First Four (8 winners)
- Draw: 21 to 30 (5 winners)
- OR: 100 to 106
- Days Since Last Run: 21 to 45 days
- Handicap Wins: 3 to 5

Looking at those six trends. I suggest that this year's winner will need to meet 4 out of the 6 trends.

Duke of Edinburgh Handicap Stakes

A completely different race to the Wokingham. This one is run over 1m 4f on the round course. A Class 2 handicap and one of the lesser known races of the five days of Royal Ascot. The race is open to horses aged 3 years & older. Last year's race was won by the David Elsworth trained Dash Of Spice who was sent off the 7/2 favourite.

Performance of System Based on Below Set Criteria.																		
Bets	Wins	Win%	P/L(SP)	Places	Place%	Races	Race%	ROI(SP)	P/L(BF)	MxOdd	MaxWINOdds	AvgOdd	A/E	chi	ExpWins	BF A/E	BF chi	
174	10	5.75	-68.25	40	22.99	10	100	-39.22	-46.97	67.00	21.00	20.39	0.77	0.78	13.06	0.99	0	

TRENDS - Duke of Edinburgh Stakes

You currently have 2 categories (including trend) with specifications in your system.

Race Data - All of these categories specify only the types of races included.

Date (Year)

2009 2010 2011 2012 2013 2014 2015 2016
2017 2018

Not as many runners as the previous race but still an average of 17 have run in the past 10 years.

Age

Criteria	Bets	Wins	Win%	P/L(SP)	Places	Place%	Races	Race%	ROI(SP)	P/L(BF)	MxOdd	MaxWINOdds	AvgOdd	A/E	chi	ExpWins	BF A/E	BF chi
4	86	7	8.14	-27.25	22	25.58	10	70	-31.69	-25.95	51.00	15.00	17.4	0.91	0.07	7.72	1.11	0.08
5	49	3	6.12	-2	13	26.53	10	30	-4.08	17.98	67.00	21.00	21.81	0.9	0.04	3.34	1.19	0.1
6	27	0	0	-27	3	11.11	10	0	-100	-27	51.00	0.00	25.93	0	1.37	1.3	0	0.81
7	11	0	0	-11	2	18.18	7	0	-100	-11	51.00	0.00	23.36	0	0.7	0.66	0	0.49
8	1	0	0	-1	0	0	1	0	-100	-1	26.00	0.00	26	0	0.04	0.04	0	0.02

Once again, the younger age groups have dominated the race in recent years with those aged 6yo+ being 0 winners from 39 runners 5 placed.

Draw

Criteria	Bets	Wins	Win%	P/L(SP)	Places	Place%	Races	Race%	ROI(SP)	P/L(BF)	MxOdd	MaxWINOdds	AvgOdd	A/E	chi	ExpWins	BF A/E	BF chi
1	8	0	0	-8	1	12.5	8	0	-100	-8	51.00	0.00	21.25	0	0.57	0.53	0	0.43
2	8	0	0	-8	1	12.5	8	0	-100	-8	41.00	0.00	25.13	0	0.42	0.4	0	0.27
3	8	0	0	-8	1	12.5	8	0	-100	-8	51.00	0.00	18.88	0	0.7	0.64	0	0.44
4	9	0	0	-9	1	11.11	9	0	-100	-9	51.00	0.00	24.5	0	0.61	0.57	0	0.4
5	8	0	0	-8	3	37.5	8	0	-100	-8	34.00	0.00	20.13	0	0.48	0.45	0	0.3
6	9	0	0	-9	1	11.11	9	0	-100	-9	51.00	0.00	21.22	0	0.7	0.65	0	0.51
7	9	0	0	-9	0	0	9	0	-100	-9	51.00	0.00	24	0	0.6	0.56	0	0.41
8	6	0	0	-6	3	50	6	0	-100	-6	34.00	0.00	16.63	0	0.74	0.66	0	0.64
9	8	0	0	-8	3	37.5	8	0	-100	-8	34.00	0.00	19.63	0	0.56	0.52	0	0.47
10	9	1	11.11	0	4	44.44	9	11.11	0	1.21	41.00	9.00	18.22	1.49	0.18	0.67	2	0.53
11	8	1	12.5	9	2	25	8	12.5	112.5	13.28	41.00	17.00	19.88	1.82	0.4	0.55	2.44	0.89
12	6	2	33.33	4.25	3	50	6	33.33	70.83	5.55	34.00	6.50	11.71	2.38	1.86	0.84	2.9	2.81
13	7	0	0	-7	1	14.29	7	0	-100	-7	51.00	0.00	24.26	0	0.66	0.6	0	0.48
14	8	1	12.5	-3.5	1	12.5	8	12.5	-43.75	-2.73	34.00	4.50	19.69	1.56	0.22	0.64	1.96	0.5
15	9	0	0	-9	2	22.22	9	0	-100	-9	51.00	0.00	17.78	0	0.87	0.79	0	0.75
16	7	0	0	-7	1	14.29	7	0	-100	-7	51.00	0.00	22	0	0.5	0.47	0	0.39
17	7	0	0	-7	2	28.57	7	0	-100	-7	51.00	0.00	18.86	0	0.66	0.6	0	0.56
18	7	0	0	-7	1	14.29	7	0	-100	-7	34.00	0.00	19.43	0	0.53	0.49	0	0.44
19	8	3	37.5	37	4	50	8	37.5	462.5	49.97	34.00	21.00	17.38	5.36	11.43	0.56	6.98	16.23
20	7	0	0	-7	1	14.29	7	0	-100	-7	67.00	0.00	27.71	0	0.56	0.52	0	0.41
21	9	2	22.22	11	3	33.33	9	22.22	122.22	11.75	41.00	13.00	21.11	3.64	4.07	0.55	4.44	5.62
22	9	0	0	-9	1	11.11	9	0	-100	-9	41.00	0.00	17.22	0	0.88	0.8	0	0.71

The draw has been significant. Those runners in a single digit draw having produced 0 winners from 73 runners 14 placed – The Exp/Wins should have been almost 5. Compare their results with those drawn in stalls 19+ 5 winners from 33 runners 9 placed.

Last Time Out Placing

Criteria	Bets	Wins	Win%	P/L(SP)	Places	Place%	Races	Race%	ROI(SP)	P/L(BF)	MxOdd	MaxWINOdds	AvgOdd	A/E	chi	ExpWins	BF A/E	BF chi
No Run	4	0	0	-4	1	25	4	0	-100	-4	51.00	0.00	26.75	0	0.23	0.22	0	0.17
First	42	5	11.9	-5.25	15	35.71	10	50	-12.5	0.33	41.00	13.00	14.34	1.12	0.08	4.45	1.39	0.59
Second	29	2	6.9	3	6	20.69	10	20	10.34	4.55	51.00	17.00	17.17	0.81	0.09	2.46	1.03	0
Third	24	2	8.33	-8	7	29.17	8	25	-33.33	-7.09	51.00	9.00	20.83	1.21	0.08	1.65	1.63	0.51
Fourth	16	0	0	-16	3	18.75	7	0	-100	-16	41.00	0.00	17.84	0	1.25	1.16	0	1.06
Fifth	11	0	0	-11	1	9.09	6	0	-100	-11	34.00	0.00	20.86	0	0.75	0.7	0	0.51
Sixth	4	0	0	-4	1	25	4	0	-100	-4	34.00	0.00	17.25	0	0.37	0.34	0	0.34
Seventh	12	0	0	-12	1	8.33	8	0	-100	-12	67.00	0.00	32.21	0	0.6	0.57	0	0.39
Eighth	9	1	11.11	12	2	22.22	7	14.29	133.33	25.25	51.00	21.00	22	1.72	0.33	0.58	2.27	0.75
Ninth	2	0	0	-2	0	0	2	0	-100	-2	26.00	0.00	19.5	0	0.13	0.12	0	0.08
Tenth	6	0	0	-6	1	16.67	4	0	-100	-6	41.00	0.00	33	0	0.2	0.19	0	0.08
Eleventh	4	0	0	-4	2	50	4	0	-100	-4	26.00	0.00	20.75	0	0.22	0.21	0	0.17
Twelfth	2	0	0	-2	0	0	2	0	-100	-2	51.00	0.00	42.5	0	0.05	0.05	0	0.01
Thirteenth	4	0	0	-4	0	0	3	0	-100	-4	51.00	0.00	34.75	0	0.13	0.13	0	0.1
Fourteenth	2	0	0	-2	0	0	2	0	-100	-2	21.00	0.00	17	0	0.14	0.13	0	0.11
Fifteenth	2	0	0	-2	0	0	2	0	-100	-2	34.00	0.00	30	0	0.07	0.07	0	0.03
Twenty Third	1	0	0	-1	0	0	1	0	-100	-1	34.00	0.00	34	0	0.03	0.03	0	0.01

A top three finish in a horses last race has resulted in 9 of the ten winners. Those who finished outside the first three are 1 winner from 79 runners 12 placed whilst the Exp/Wins should have been 4.5.

Days Since Last Run

Criteria	Bets	Wins	Win%	P/L(SP)	Places	Place%	Races	Race%	ROI(SP)	P/L(BF)	MxOdd	MaxWINOdds	AvgOdd	A/E	chi	ExpWins	BF A/E	BF chi
6-10 days	4	0	0	-4	1	25	3	0	-100	-4	51.00	0.00	32	0	0.17	0.16	0	0.12
11-15 days	26	4	15.38	25.5	8	30.77	10	40	98.08	28.78	51.00	17.00	19.35	2.29	3.1	1.75	2.96	5.49
16-20 days	12	1	8.33	-7.5	1	8.33	6	16.67	-62.5	-6.73	51.00	4.50	19.17	0.94	0	1.06	1.18	0.03
21-25 days	17	0	0	-17	3	17.65	8	0	-100	-17	34.00	0.00	18.91	0	1.3	1.21	0	0.92
26-30 days	25	1	4	-16	4	16	9	11.11	-64	-13.55	67.00	9.00	22.94	0.61	0.27	1.64	0.81	0.05
31-45 days	50	1	2	-46.25	13	26	10	10	-92.5	-45.63	51.00	3.75	18.09	0.23	2.73	4.26	0.3	1.79
46-60 days	12	2	16.67	4	4	33.33	7	28.57	33.33	4.91	41.00	9.00	16.54	1.74	0.69	1.15	2.11	1.26
61-75 days	5	0	0	-5	0	0	4	0	-100	-5	34.00	0.00	18.87	0	0.52	0.47	0	0.39
76-90 days	1	0	0	-1	0	0	1	0	-100	-1	21.00	0.00	21	0	0.05	0.05	0	0.01
91-120 days	1	0	0	-1	0	0	1	0	-100	-1	34.00	0.00	34	0	0.03	0.03	0	0.02
181-240 days	3	0	0	-3	0	0	2	0	-100	-3	51.00	0.00	39.67	0	0.1	0.1	0	0.04
241-300 days	6	0	0	-6	1	16.67	4	0	-100	-6	51.00	0.00	19.58	0	0.56	0.51	0	0.52
301-365 days	3	0	0	-3	2	66.67	3	0	-100	-3	13.00	0.00	11.67	0	0.3	0.27	0	0.25
366-730 days	4	1	25	17	2	50	2	50	425	30.25	34.00	21.00	27.5	6.25	4.59	0.16	12.5	10.8
731-1095 days	1	0	0	-1	0	0	1	0	-100	-1	51.00	0.00	51	0	0.02	0.02	0	0.01

Those that run within the previous 11 to 15 days have produced the most winners with 4 and are performing well above market expectations.

Official Rating

Criteria	Bets	Wins	Win%	P/L(SP)	Places	Place%	Races	Race%	ROI(SP)	P/L(BF)	MxOdd	MaxWINOdds	AvgOdd	A/E	chi	ExpWins	BF A/E	BF chi
91	7	1	14.29	10	2	28.57	3	33.33	142.86	14.28	29.00	17.00	17.14	1.96	0.51	0.51	2.86	1.27
92	7	0	0	-7	2	28.57	3	0	-100	-7	51.00	0.00	19.57	0	0.6	0.55	0	0.46
93	6	0	0	-6	0	0	3	0	-100	-6	51.00	0.00	26.5	0	0.3	0.29	0	0.19
94	11	0	0	-11	3	27.27	6	0	-100	-11	41.00	0.00	15.14	0	1	0.92	0	0.78
95	10	1	10	-1	4	40	5	20	-10	0.21	34.00	9.00	21.75	1.61	0.25	0.62	2.22	0.7
96	17	1	5.88	-10	4	23.53	8	12.5	-58.82	-10.3	34.00	7.00	17.29	0.75	0.09	1.34	0.88	0.02
97	24	2	8.33	3.5	5	20.83	10	20	14.58	17.43	67.00	21.00	23.42	1.32	0.16	1.52	1.67	0.56
98	18	1	5.56	-13.5	3	16.67	8	12.5	-75	-12.73	51.00	4.50	21.22	0.69	0.15	1.45	0.86	0.02
99	17	2	11.76	5	4	23.53	8	25	29.41	8.5	51.00	13.00	23.81	1.63	0.52	1.23	2.2	1.38
100	13	0	0	-13	3	23.08	8	0	-100	-13	51.00	0.00	20.48	0	1.38	1.25	0	1.11
101	10	1	10	5	3	30	7	14.29	50	2.27	41.00	15.00	18.65	1.47	0.16	0.68	1.72	0.32
102	7	0	0	-7	0	0	6	0	-100	-7	34.00	0.00	23.29	0	0.4	0.38	0	0.24
103	8	0	0	-8	2	25	7	0	-100	-8	51.00	0.00	20.19	0	0.63	0.58	0	0.45
104	11	1	9.09	-7.25	3	27.27	8	12.5	-65.91	-6.63	34.00	3.75	17.39	0.92	0.01	1.09	1.1	0.01
105	8	0	0	-8	2	25	4	0	-100	-8	34.00	0.00	17.06	0	0.71	0.65	0	0.43

Nothing to significant here but 7 winners from 86 runners 20 placed were officially rated between 95 & 99.

Handicap Wins

Criteria	Bets	Wins	Win%	P/L(SP)	Places	Place%	Races	Race%	ROI(SP)	P/L(BF)	MxOdd	MaxWINOdds	AvgOdd	A/E	chi	ExpWins	BF A/E	BF chi
0	24	0	0	-24	4	16.67	10	0	-100	-24	51.00	0.00	30.25	0	1.24	1.18	0	0.88
1	49	4	8.16	4.5	14	28.57	10	40	9.18	16.85	67.00	21.00	16.12	0.85	0.12	4.7	1.03	0
2	40	3	7.5	-20.75	8	20	10	30	-51.88	-18.25	51.00	9.00	17.33	0.92	0.02	3.25	1.16	0.07
3	17	2	11.76	7	5	29.41	9	22.22	41.18	10.98	41.00	17.00	17.91	1.52	0.38	1.32	2.11	1.23
4	25	1	4	-16	6	24	9	11.11	-64	-13.55	41.00	9.00	22.78	0.66	0.19	1.52	0.95	0
5	8	0	0	-8	1	12.5	6	0	-100	-8	51.00	0.00	23.63	0	0.52	0.49	0	0.39
6	3	0	0	-3	1	33.33	3	0	-100	-3	51.00	0.00	37	0	0.09	0.09	0	0.05
7	2	0	0	-2	0	0	2	0	-100	-2	34.00	0.00	25.5	0	0.09	0.09	0	0.06
8	2	0	0	-2	1	50	1	0	-100	-2	15.00	0.00	12	0	0.2	0.18	0	0.16
9	4	0	0	-4	0	0	4	0	-100	-4	34.00	0.00	22.38	0	0.26	0.24	0	0.18

Seven of the last 10 winners from 89 runners 22 placed had won 1 or 2 handicap races previously.

Trainer Records

Criteria	Bets	Wins	Win%	P/L(SP)	Places	Place%	Races	Race%	ROI(SP)	P/L(BF)	MxOdd	MaxWINOdds	AvgOdd	A/E	chi	ExpWins	BF A/E	BF chi
Morrison, H	3	2	66.67	21	2	66.67	3	66.67	700	24.98	17.00	17.00	12	7.14	11.65	0.28	8	13.36
Johnston, M	17	2	11.76	11	4	23.53	10	20	64.71	9.32	41.00	15.00	20.38	1.9	0.92	1.05	2.44	1.78
Stoute, Sir Michael	7	2	28.57	5.75	5	71.43	6	33.33	82.14	7.58	12.00	9.00	6.48	1.48	0.39	1.35	1.68	0.66
Elsworth, D R C	4	1	25	0.5	1	25	4	25	12.5	1.28	21.00	4.50	11.38	2.04	0.6	0.49	2.56	1.06
Gosden, J H M	5	1	20	1.5	1	20	5	20	30	2.18	26.00	6.50	12.4	1.92	0.49	0.52	2.17	0.7
Appleby, Charlie	7	1	14.29	14	2	28.57	5	20	200	27.25	26.00	21.00	13.5	1.54	0.21	0.65	1.69	0.31
Beckett, R M	3	1	33.33	6	1	33.33	3	33.33	200	8.45	51.00	9.00	22	3.33	1.81	0.3	4.76	3.2
Haugen, Rune	1	0	0	-1	0	0	1	0	-100	-1	51.00	0.00	51	0	0.02	0.02	0	0.01
Dascombe, Tom	1	0	0	-1	0	0	1	0	-100	-1	9.00	0.00	9	0	0.12	0.11	0	0.09
Varian, Roger	6	0	0	-6	2	33.33	4	0	-100	-6	26.00	0.00	12.08	0	0.75	0.67	0	0.63

Three trainers have won the race twice in the past decade with Hughie Morrison, Sir Michael Stoute and Mark Johnson runners worthy of a more than a second look.

Duke Of Edinburgh Handicap Trends Verdict

It looks best to concentrate on horses aged 4 or 5 and that have had a top-three finish on their last run. Avoid runners drawn in a single figure draw which have been “coffin boxes” in recent seasons. Oh, and do not rule out any runners from the Hughie Morrison, Sir Michael Stoute and Mark Johnson stables.

- Age: 4yo or 5yo (10 winners)
- Draw: 10 + (10 winners)
- Last Time Out Placing: Top Three (9 winners)
- Days Since Last Run: 11 to 20 days (5 winners)
- Official Rating: 95 to 99 (7 winners)
- Handicap Wins: 1 to 2 (7 winners)

Looking at those six trends. I suggest that this year’s winner will need to meet 4 out of the 6 trends.

You can use those filters to cut down the field to small group of contenders before analysing race through form, speed, sectionals or whatever method you use.

It’s very simple, yet powerful, approach!

Until next month

John

Join the Big Race Value King for this weeks ITV Racing

A Selection in Every ITV Race for £3.80 per Week



Carl Nicholson is Famous for Big Priced Winners & His Biggest Have Come at the Big TV Meetings

Will this week see a repeat of the Vivlos win at 25/1 or Pacha Du Ploder at 22/1

Fountains Windfall at 16/1

Or First Nation, Sands of Maili & Spring Loaded at 14/1

You can find out and join in the Profit with this week's ITV Special

Every Race Analysed and a Bet in Every Race on ITV
Plus a Nap and Next Best Bet Each Day

[Click Here to Join Carl for this Weeks ITV Bets](#)



Cricket World Cup: Final tips before it gets under way.

Over the last few months we've discussed how India rate as a better value bet than England if you think history will repeat itself and it's one of the two favourites walking away with the World Cup. We also looked at how Australia have recent form and World Cup pedigree on their side and how the returns of David Warner and Steve Smith, announced since I last wrote for OCP, will give them a huge boost, making them solid picks to at least make the final.

The bookmakers have taken their time in pricing up the other markets but now that they've finally done so, here are the stand-out bets from across all the main markets.

[Back Trent Boult to be top wicket-taker - 26.00 each-way \(1/4 odds, 4 places\) with Betfair Sportsbook.](#)

There's a strange quirk about left-arm bowlers doing particularly well at World Cups. Consider this: over the past five World Cups and including ties for top bowler, four of the eight were left-arm pace bowlers. Strange because I'd say that only about one in every three or four bowlers are left-armers in general. At the last World Cup, Trent Boult and Mitchell Starc- yes, you guessed it, both left-arm quicks- shared the top bowler award with 22 each.

Boult is the one we're interested in this time round. His figures over the last two years stack up very nicely. He ranks third for most wickets taken and his strike rate is considerably better than that of the Number 1 ranked bowler in terms of wickets taken- England's Adil Rashid.

Boult has more going for him. English conditions are right up his street because he loves to swing the ball both ways and he has the further advantage of bowling at the beginning of the innings and at the death- the two times when wickets tend to fall the most.

The one thing he may have against him is that New Zealand aren't nailed on to make the semis which means he might play a couple of games less than some other bowlers. But then again, no-one is nailed on before the tournament has started and though I'd be pretty confident that England, India and Australia will make the semis, New Zealand would be the side I'd choose to complete that line-up.

What we really like is Boult's price. Rashid is a best price of 17.00 and Jasprit Bumrah of India is even shorter at 14.00 with some firms. With his numbers stacking up as well as anyone and with that whole left-arm thing going for him, he's an excellent each-way bet at 26.00.

[Shakib Al-Hasan to be Bangladesh top runscorer at World Cup - @ 7.0 with Betfair Sportsbook.](#)

Shakib Al-Hasan is a good example of the theory that many teams have that just because a player is a genuine all-rounder, they're loathe to bat them in the Top 3. I can understand that to an extent if you're a pace bowler because 8-10 overs of that takes a lot out of you and you don't want to be getting your pads on just after bowling a tiring spell, or vice-versa. But I really don't think that applies when you bowl left-arm spin, like Shakib does.

Well, it seems like the penny has finally dropped for the Bangladesh management because they finally are batting him at three in the ODI Series they're currently playing against Ireland and the West Indies, so you'd think that they'll stick with that plan for the World Cup.

Shakib is alongside opener Tamim Iqbal the side's best batsman. Over the past five years he averages 36.30 and though that's inferior to Iqbal's excellent 49 and Mushfiquir Rahim's impressive 46, it should be pointed out that because the latter bats lower down, he has quite a few not outs to boost that average. Shakib's own numbers may have been even better if he'd been batting at three all along.

I've got no issue with Iqbal being favourite here at 3.25; he has the advantage of opening the batting and in terms of sheer number of runs scored, fifties, centuries and average he trumps Shakib. But at 7.0 Shakib is being priced up as if he was still batting down at five or six rather than his new slot and with only really Iqbal to beat, he rates a great bet.

[Back Ross Taylor to be New Zealand Top Batsman @ 5.0 with Betfair Sportsbook.](#)

Ross Taylor is arguably New Zealand's best-ever ODI batsman. The stats certainly suggest so. No-one has more centuries (17), more runs or a better average.

Now, think about this for a second. Despite the fact that he got all those runs, most of them were achieved while he couldn't see properly. That's right. For a few years of his career, he had an issue with his eyesight where he couldn't see that well, an issue he got fixed about year or so ago. Whereas his career average is a remarkable 52, his average over the last year (after having eye surgery) is a quite obscene 84. So just think what he might have achieved if he could see properly all along!

But back to the World Cup. Odds-compilers are always dead afraid of his skipper Kane Williamson. And you can see why.

Taking a leaf out of the book of the likes of Jacques Kallis or Rahul Dravid batting at three, Williamson is there for the long haul. That means he prizes his wicket almost like it was a Test match and isn't that fussed about scoring that quickly, rather focusing on being there for as long as possible, knowing that others can bat around him.

All well and good and he'll certainly be the man to beat here. Yes, I know that team-mate Martin Guptill was the last World Cup's top runscore overall but that was purely on the back of a freakishly brilliant 237 not out against a poor West Indies side back in 2015. I can't see him pulling off a stunt like that again.

I'd make Taylor joint-favourite based on his form over the past couple of years, so to have the chance to back him at 5.0 when Williamson is 2.75, is too good a chance to miss out on.

[Back Iman Ul-Haq to be Pakistan Top Batsman - @ 6.0 with Betfair Sportsbook.](#)

At an even bigger price, you can back Imam Ul-Haq to be Pakistan's top scorer at the World Cup.

It's a little bit of a similar scenario here because the odds-compilers are showing plenty of respect to Babar Azam, who is 3.5. Like Williamson (above), Azam bats at three and is the side's rock, batting more sedately and knowing that 70 or 80 from himself will always provide a good foundation for the team, even if the runs don't come that quickly.

But the stats suggest that Ul-Haq, nephew of the great Inzamam, represents a far better bet at 6.0. Looking at the last two years, Ul-Haq has scored 23 runs more than Azam despite playing seven innings less. He's equal with Azam on five fifties a piece but has five centuries to Azam's three; he averages 55 while his 'rival' averages 46.

The story isn't complete without mentioning Ul-Haq's opening partner Fakhar Zaman, who actually has the best numbers of all over the past couple of years in terms of sheer number of runs... though he played more games. Zaman's average is almost exactly the same as that of Ul-Haq.

But it's the latter I'm going with. Firstly, because he's a considerably bigger price at 6.0 to Zaman's 4.5 and secondly because Ul-Haq tends to prefer scoring big and slowly rather than just quickly and you certainly don't get extra points for having a higher strike rate when all is said and done.

Recommended Bets:

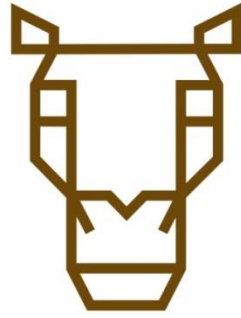
[Back Trent Boult to be top wicket-taker 26.0 each-way \(1/4 odds, 4 places\) with Betfair Sportsbook.](#)

[Shakib Al-Hasan to be Bangladesh top runscorer at World Cup @ 7.0 with Betfair Sportsbook.](#)

[Back Ross Taylor to be New Zealand Top Batsman @ 5.0 with Betfair Sportsbook.](#)

[Back Iman Ul-Haq to be Pakistan Top Batsman @ 6.0 with Betfair Sportsbook.](#)

You can read plenty more tips and other useful information about the Cricket World Cup from Jamie Pacheco at www.bettingmaestro.com.



Exponential Bet

FOR THOSE IN THE KNOW

A Q and A with Ryan Phillips of Exponential Bet / Part I

Hi Ryan, and many thanks for joining us this month, first off would you start by telling our readers a little about yourself and your background?

Thank you for inviting me.

I'm a professional sports bettor and trader, and I run a website called [Exponential Bet](#).

Back in 2009 I found Betfair, and I just couldn't believe it was even available online.

I managed to lock in a profit on a football match in the over under 2.5 market at my first attempt, and from that moment on all I could really think about was how I could do this more and more on a regular basis across multiple markets.

I see a limitless potential to exploit the exchange both with betting and trading, so I began sharing my ideas and strategies online within various forums, but by far the most popular was my Betfair community blog posts, which Betfair used to advertise on the main page for the old exchange as it was set up.

They actually looked after me to their credit and gave me a lot of confidence to share my ideas. I was involved more on the site at that time, and used to cover major racing events for them. You know you're in the Betfair good books when they send you free hospitality tickets to the big events regularly.

I don't get that now unfortunately as management changes, and the community is nothing like it was, but I still rate Betfair as the number one betting exchange, nothing comes close in fact.

I intend to re connect to Betfair again and re attend their trading conferences. It's just finding time as always, but it's something I would recommend to anyone looking to get serious with sports trading.

From there I met like-minded members and we created a collaboration website of contributors called Zerohype, which we did for a few years until all going off in our separate directions.

We covered football and horse racing systems primarily, but also tennis and darts.

From the writers I stay in touch with from the old project, Darren Moore who worked as a writer on the ZH Ratings service went on to create Betting Gods, Alex Lee went on to open a record shop in Manchester and then join a successful industrial techno band, Paul Caruthers went on to create Bet Green and become a well-known property investor, and I also went in to property, but developed an interest in trading, and investing in cryptocurrency markets, but always continued my activity with Betfair.

The site focuses on steady long-term gains with no promises of get rich quick. I go the extra mile to put people off who are looking for that type of betting advice.

A couple of years ago while working in property investments I decided to start creating do it yourself style betting guides, starting with Dutch betting, and specifically how to create profitable Dutch Multiple bets using Betfair's BSP Multiples section, which I mentioned earlier. It's a really useful tool rarely used, and as its exchange based you can win and win without any limitations.

This Dutch Betting guide surprised me how popular it became in a short space of time, and from there Exponential Bet was born which is now my primary business.

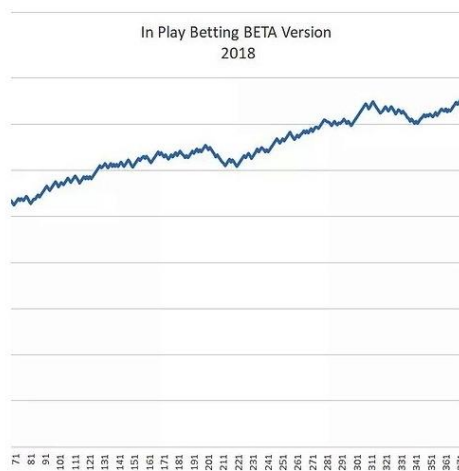
The ethos of showing you how to do it yourself has remained as the sites grown in popularity, with each service having a guide available, and of course offering automation being a natural progression.

Lots of members want to learn and get hands on, but an even larger spread of members want something they can either set and forget, or receive simple advice to follow each day.

Being only in the second year of operation and starting with a simple to learn Dutch PDF with a few videos, to now having multiple strategies running using either web based platforms or downloadable software, along with solid joint ventures in place, Exponential Bet has come a long way.

I keep my blog updated at least once a week with new developments, basically what I'm working on, also with my own personal slant on the world from time to time as it's a good outlet to vent.

Exponential Bet also offers fully automated betting and trading strategies running on my own betting software created by Guy Thomas.



In Play Betting - Beta Version

In play betting using betting bots to fire the bets automatically in running. This operates in the UK horse racing market where the liquidity is high. The strategy is set up with the bet bot, and can be set to run on auto pilot, without the need to monitor the racing. Although, it can be ran this way as well. Staking is stop at a winner, and has a predicted annual ROI of 150% total balance growth. Currently still in BETA, but due for release in Quarter 4 2018.

[Find Out More](#)

At present the downloadable software runs two out of the box systems that can be left to place bets unattended, simply set your stake and leave it to work for you.

The two systems running with Expo Bot are both early access beta versions, and still in the development phase, but are in profit since becoming available. The stand-out is the [Auto Dutch Beta](#) which in just over three months is showing approximately 40% total balance growth.

Occasionally I'll share a product during its creation stages and make it available for a reduced price during this period. Some members like to be involved at this early phase and provide input towards the official version, although it's not for everyone, and I always re iterate on the landing pages these are beta products.

Expo Bot is more for the robotic style systems running a strict betting template, which without doubt requires a long-term view to reap the rewards of this style of betting, but it's definitely worth adding to the betting portfolio.

I also partner with Nigel Dove, who's a talented developer that's created many betting and trading platforms. We're working to integrate [Hedger Pro](#) into my [Trade Guide](#), and also for In Play Trading available to One Subscription members.



One Subscription

All betting systems at Exponential Bet covered with one subscription plan. With all future subscription services included, and a 50% discount off bet and trade products for one subscription members.

[Find Out More](#)

I've been testing Hedger Pro's ability to find In Play trades recently, and it's been very successful as the data is based on sound logic. I've added a few posts about Hedger Pro with my progress and profits made using this web based platform to the [Exponential Bet blog](#).

Additionally, later this month Nigel and myself are releasing a cloud based remote betting platform for my Dutch Betting subscription service.



Dutch Betting - Subscription & Guide

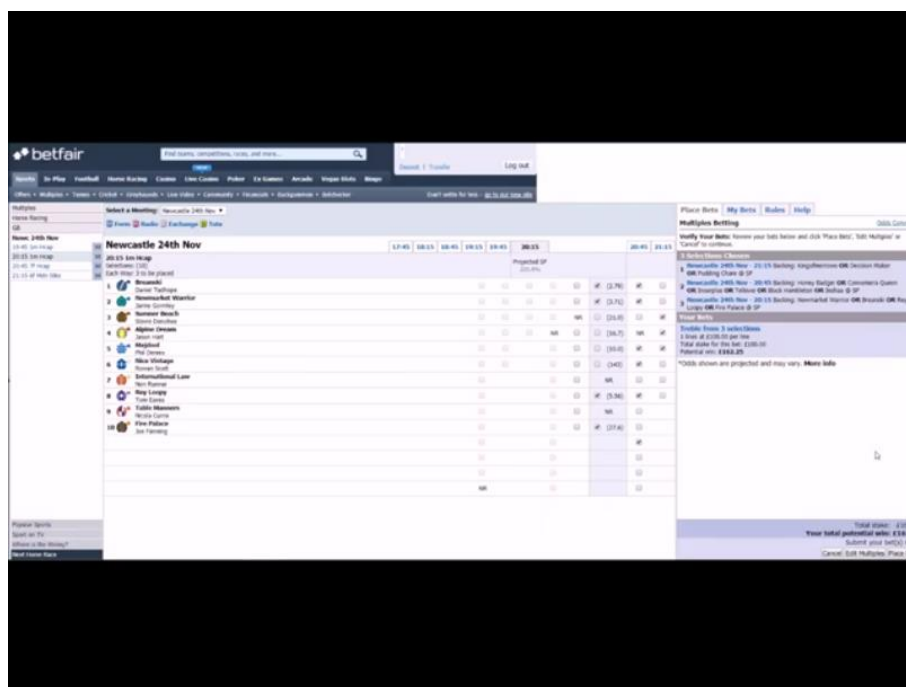
The Dutch betting systems I operate are within targeted races, and give a gradual balance increase against your investment over time. You can subscribe to receive my Dutch betting advice sent via email, or purchase the guide and learn how I locate the bets yourself.

[Find Out More](#)

This basically means I can place my Dutch bets for members close to race time, they set their stakes, I don't need to access their accounts, but the Dutch bets I place are added to their Betfair account remotely in the cloud.

This means no more emailed advice required for these specific bets, anyone in another timezone can benefit, or if you're working 9 – 5 for example and unable to open emails to place advised bets, these can be done for you according to your set stakes.

I will still send my Dutch BSP Multiple bets by email given the nature of the process being unable to be automated. These are Dutch bets placed using Betfair's BSP Multiple section, a rarely used gem of a feature available that most members know nothing about. You can watch a video on this within my You Tube channel.



BSP Dutching Using Betfair

I do well with my Dutch Multiple bets, with my longest win run to date at 59 in a row in 2017, during 2018 I hit 44 consecutive wins when I simplified the selection process, and currently showing a 94% strike rate with 46.7% steady profit growth.

The additional remote betting aspect will add a new dimension to the service. Which will then lead to remote swing trading already in the pipeline.

I'm definitely not an expert scalper but can hold my own. Trading using a scalping style is I'd consider virtually impossible to automate.

Swing trading however using specific data can be very profitable and has the scope to automate the process.

[The Trade Guide V4](#) available at Exponential Bet teaches a few simple ways to swing trade using data available free on the internet and one subscribed service.

This is not a complete how to trade guide, just strategies to repeat often enough to profit, and over 134 trading days following the information in the guide I've been able to increase my balance with an 838% profit growth.

If we take in to account multiple users will be looking for the same trades on a live exchange, automated trading will never be 100% perfect, but still doable, and over time the remote access version will be available to a limited number of members. Limited for obvious reasons of market volumes, liquidity etc.

For now though the automated trading exists within software available, and files I provide to run the trades unattended.

I'm also working with another couple of websites I'll introduce later next month to members, one of which offers an amazing football trading platform, this operates both in play and pre match.

I've never seen a more reliable data source than what they offer, so over the off season I'll be running tests with this and preparing to introduce it to my members, both with my own activity and showing how I use it.

Up until then I'll blog my progress and post to You Tube videos showing the platform in full operation.

I'm a big fan of creating partnerships with decent people in the industry, as we can all help each other reach the right people, and ideally push the none reputable businesses further down the search engine.

What makes a great business is talented people working together, and instead of trying to compete with other sites providing amazing services, I feel it's much more productive to integrate our skills.

Wouldn't it just be better for the general public if Apple and Android integrated for example, instead of forming the divide and making us decide.

Anyway, I'll get off my soap box... Haha..

I could go on and on about Exponential Bet, and my partnerships to develop data driven long term profitable trading and betting systems, as I've a lot completed and available right now, but an equal amount being worked in the pipeline.

Going forward it's about maintaining the quality of the website, improving on this, and delivering more value to members.

My own personal goal is to actually retire in a few years. When I say retire, I mean have the site running in such a way that it no longer requires my daily at the desk for 8 to 12 hours a day contribution.

Would you say that you have a “typical” working day, and how would you describe it?

I’d definitely say my day is not typical, but 100% routine based.

As in, I’m at my desk five to six days a week working from the second the PC fires up, to when my eyes give up or the carpal tunnel kicks in.

Nowadays this consists of betting and trading mostly, developing the existing strategies available at Exponential Bet, and personally assisting members or new enquiries.

Working on the software available both web based and downloadable to run the automated systems is a relatively new addition to the site since October 2018, but now part of my daily / weekly schedule.

I’m constantly busy and just one of those people who has a permanently active mind.

I enjoy it, feel blessed in fact that I get to do something that’s my own work. We all need a break from time to time to avoid burnout, but I’ve learned this after initial site launch when in year one I took a few days off in total, and came out the other end with a successful business, but totally exhausted.

Now I’ve a much better work life balance and just do my best each day, but when I clock off I do so, and don’t just carry on my smart phone until I fall asleep with it stuck to my face. Which has actually happened.

Obviously from time to time when I release something new and members need extra support I remain available for longer during bedding in, as I always do everything I can for everyone who joins, but in order for me to give my best I also need to function at my best, so my working day / week is now well regimented and I feel I’m able to contribute more to the site overall.

As we head to June I’m releasing the remote Dutch service, which is the cloud based betting platform I mentioned earlier created by Nigel Dove.

This will add to my work schedule during the day, meaning I will be placing the remote bets for each member, but only the same bets I place myself as they all get placed in each member account in one go.

This is cutting edge stuff, not just copy betting as you've probably seen, but a real personal service delivering my own daily Dutch betting strategies remotely to each member.

It will be the same when I include remote swing trading, and only what I'm doing already, but able to place the trades for each member subscribed to the service or receiving access as part of the guide purchase.

The ability to offer this with the extra benefit of using track side data, as opposed to sending info in advance, or fully automating it with a set template, will really add incredible value to the service, and create positive profit growth for all involved.


Which brings me back to my guides, as I work on these each day when I can to improve them, and each member who's purchased any of these betting or trading guides receives all future updates for life included in the one-off purchase.

Which I feel gives people a lot more value and confidence, plus they get to enjoy a system developing and becoming more effective over time.

I'm none stop, but that's how I like it for now until I hit 50 (3 years away), then I aim to slow down and let the automation do its thing for me a lot more.

I'll still operate a service, as I love Betfair too much and my member interaction, but it will be nice to take my foot off the gas at that point and focus on other businesses I'm involved in which are more outdoorsy (ie not at the desk staring at three screens all day / healthier not sat on my ever growing ass).

Find out more about Ryan next month when he offers up a more personal insight in his love of horses and his opinion on the gambling industry.



Get Daily Notification of All the Selections made by the On Course Profits Racing Systems

From Just £8.25 per Month

Join from £8.25 per month and your price will never increase unless you leave and re-join



Here's What You Get

- › We check all the systems that pertain to the current month
- › This will include the Nick Hardman systems, the Gold Edition systems, the Little Acorn systems and the John Burke extra systems
- › We send you a daily email before 8 am with the days selections
- › Once we have determined demand we will set the permanent price for this service, but your price will not increase unless you cancel and return

Introductory Offer - Join from £8.25 per month

The systems we send the selections for are highlighted in red in the On Course Profits magazine. They include the full rules and the period for which they should be followed which is also the period we will notify you when you sign up for the system selections.

It is important to understand that this is not a tipster service, we are just notifying members of the selections that the systems identify.

Because our commitment is to provide all the system selections we can't leave out any selection even if we think it is poor.

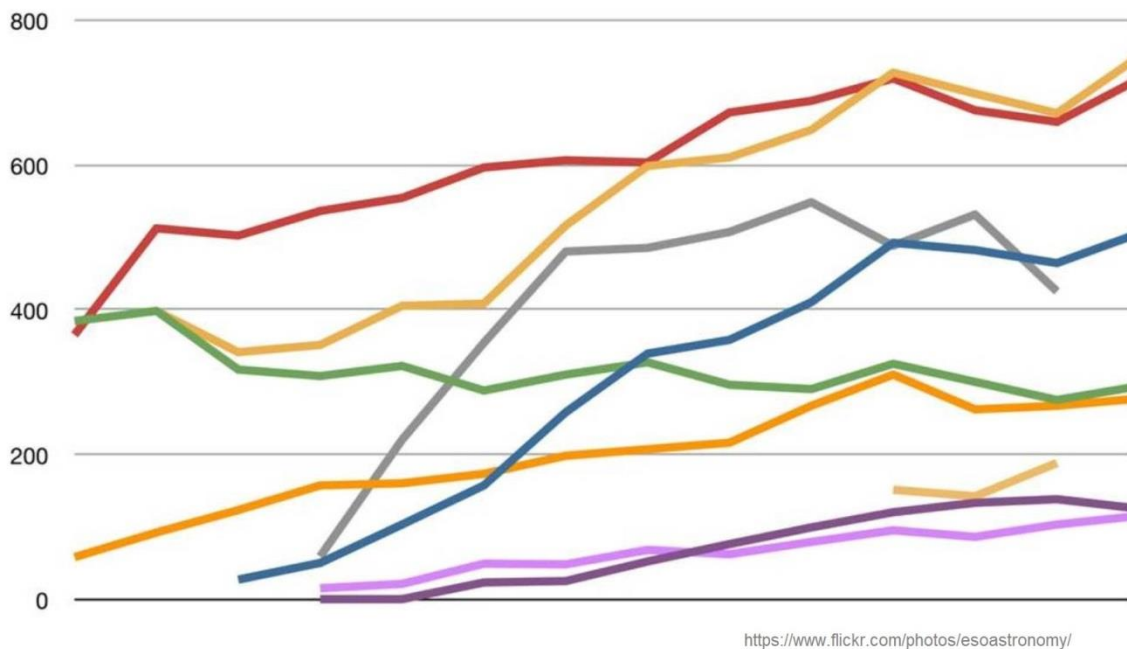
As an example, in April Willie Mullins was sending out huge numbers of runners, often all in the same race, in his quest to secure the Irish trainers title again.

On April 17th we had 10 Willie Mullins selections in the one race. Should you back 10 runners in the one race? Personally I didn't but one of them came in at 25/1!

However - the systems have been researched and created by experts and are expected to show a profit by following all selections but it's up to you whether you bet them all or not.

Finally, all the information you need to do this yourself is in the On Course Profits magazine, if you find the selections yourself you should make the same profit as you will if you sign up to have the selections sent. If you have more time than money, save what you have for your betting bank and find the selections yourself. You don't need to pay us to make a profit!

Click Here to Sign Up



Product Reviews



THE HORSE RACE PREDICTOR

Cost: 5 day trial £9.95 then £77.00 per month thereafter.

The Trial: The service offers multiple methods which can be used to make a success of your betting, and previously we analysed the Top Rated selection suggested for each race.

Having just one bet a day provided outstanding results, such that the service now highlights these selections.

If you were to have used the suggested staking plan your bank would have doubled in 52 days! Not a bad achievement at all!

Our current longest winning run has been 8 and the longest losing run has been 3 which certainly make for a smooth and comfortable betting experience.

The site operates using a number of “Gurus” and the above results were based on Method Maker.

We are now looking the Coupmaster service and having started with a bank of £100 we are looking to try and increase the bank by 2.5% per day...a target bank of £25,000 in 8 months.

So far we are comfortably ahead of target :)

Conclusion: Watch this space! You can find out more [here](#).



APPLAYS

Cost: 1 month £39.50 / 3 Months £89.50

The Trial: The Applays service from Prooved Tipsters offers 2-3 selections a day which are expected to lose the race and having had 57 selections advised with Betfair SPs ranging between 4.32 and 30.69 (gulp...fortunately that one did lose...phew!).

Of the selections provided we have had 7 horses go on to win their race at prices ranging from 6.15-12.26 and we are currently showing a loss of just over 8.50 points based on a simple 1 point level lay at Betfair SP after allowing for the 5% commissions.

Conclusion: We will continue to follow as it is early days. Find out more about Applays [here](#).



Cost: £29.99 per month / £74.99 per quarter – 14 day money back guarantee.

The Trial: Our latest month has pretty much broken even with 142 single bets but an increased number of multiple bets.

Sadly just 13 winners from those selections (81 winners from 508 overall), although cumulatively we are in profit still to the tune of 65 points and showing an ROI of almost 9%.

These results though are based on achieving the prices quoted the night before and in most cases these prices have disappeared. However, the service seems adept at capitalising on the winners and when suggested staking for a particular selection is 3 points and higher they do produce greater returns from fewer selections.

Conclusion: Worth a look. Find out more [here](#).



TOP CLAIM RACING

Cost: 1 month £19.75 / 3 months £44.75

The Trial: Another Proofed Tipster service, though sadly this one hasn't quite got off to a flying start.

4 winners from 32 selections have seen us with a loss a shade short of 23 points.

Conclusion: We hope to report improved results next month. Read more about the service [here](#).



Cost: £10.00 First month Special Offer / then £20.00 per month thereafter.

The Trial: In all we have received Dee Thompson's "on the spot" assessment of 69 races and of these 59 of the races produced a paddock opinion regarding 1-5 horses in each of the races.

By taking just the first horse mentioned in the report we had 13 winners ranging in ISP of 1/4 to 14/1 a healthy 22% strike rate and to 1 point level stakes a profit of 8 points.

Conclusion: The lady knows here stuff and we are continuing with this one and will keep you posted. In the meantime you can find out more [here](#).

Ex Pro Footballer Earns his Living Betting Top Grade Horses in High Class Races

Join Him and **You Can Win Consistently** Without Long Losing Runs Even if the Bookies Have Closed You Down



Brett Love comes from a long line of horse racing experts, pro gamblers and tipsters. So in many ways when he landed an apprenticeship with West Bromwich Albion and went on to sign his pro footballer papers he was letting the family down.

But when tragedy struck and injury cut short his football career there was only one place to turn to replace his players salary. Pro Gambling!

Winning at Starting Prices is the Holy Grail of Horse Race Betting

Fast forward 30 years and Brett is now one of the few people that can make a living from betting on the horses even when he's restricted to starting prices.

Very few can make it pay that way and the vast majority of punters rely on Best Odds Guarantees or snatching prices at Betfair before the market is fully liquid.

[Click Here for an On Course Profits Exclusive Offer](#)