

ON COURSE PROFITS



Uncovered: The Trainer Systems That Point to Cheltenham Winners

Back These O'Brien Fillies for BSP Profit

Bank Stable Change Profits from The King Of The Switchers

Issue 40 March 2018

GOLD EDITION



Editor's Welcome

This month Nick presents us with a plan to profit at Cheltenham.

His approach this year is to investigate the top trainers and the trends that find their winners and his systems are shared inside.

This month's interview is with Simon Rowlands whose work with the Horse racing Bettors Forum recently found him in Parliament putting across the punters point of view to an all-party seminar.

But maybe the most interesting part of the discussion was the dig into Simon's views on sectional timing and how they can be used to assess a race and its runners.

Next up we have a profile of master trainer Aiden O'Brien along with a drill down into his stats to uncover a simple system that would have profited well over the last few years and hopefully will continue to do so now we have uncovered it.

Does it pay to back horses on the first run for a new stable?

John Burke has done the research and the answer is pretty much no, unless the new stable is one that has a record of winning with new charges.

John names them along with the king of the switchers who it's definitely worth following.

On top of all that we have our Acorn Method systems, product reviews and our regular tipster table.

By the way there is a free trial of the Jeremiah Catskill tipping service which has impressed our reviewers. Details of how to claim the trial are in the Product Reviews section.

I hope you enjoy this month's read and have an enjoyable and profitable festival.

All the best

Darren Power

Cover image provided by horseracingphoto.co.uk and is licensed under a Creative Commons Attribution 3.0 Unported License.

Join the Big Race Value King for this weeks ITV Racing

A Selection in Every ITV Race for £3.80 per Week



Carl Nicholson is Famous for Big Priced Winners & His Biggest Have Come at the Big TV Meetings

Will this week see a repeat of the Vivlos win at 25/1 or Pacha Du Ploder at 22/1

Fountains Windfall at 16/1

Or First Nation, Sands of Maili & Spring Loaded at 14/1

You can find out and join in the Profit with this week's ITV Special

Every Race Analysed and a Bet in Every Race on ITV
Plus a Nap and Next Best Bet Each Day



Cheltenham Festival 2018 - Microsystems

By the time you read this, the 2018 Cheltenham Festival will be just around the corner.

It is undoubtedly the highlight of the racing calendar for most owners, trainers and punters alike. It is the only time of the year when I bet on every single race. I do this to add a bit of spice to the enjoyment of racings flagship festival, but the bottom line is I try and make a profit every year.

There are a number of ways to approach the mammoth task of selecting a decent bet in each of the 28 races spread over the 4 days. One way is to create a number of microsystems based on horses and a trainer's past performance, and that is what I am aiming at this year. By concentrating on the most successful trainers it is possible to uncover the profiles of runners who fit the bill of a "Cheltenham horse".

In this month's article I will share with you a number of newly created microsystems that I will be using to go to war with the bookies this time around. I am focussing on those trainers with the best recent records at the festival and will be trying to discover the profiles of their runners that do so well at the Cheltenham Festival.

Gordon Elliott

Gordon Elliott's first Festival winner came in 2011 and since then he has racked up no fewer than 14 winners from 98 runners for a level stakes profit of £114.09 at Betfair SP. Pretty impressive stuff. There is a nice split between non-handicap and handicap winners, as shown below, and it is the handicappers I will look at first.

Add	Criteria	Bets	Wins	Win%	P/L(SP)	Places	Place%	Races	Race%	ROI(SP)	P/L(BF)	ROI(BF)
<input type="checkbox"/>	Non Handicap	42	9	21.43	47.75	17	40.48	36	25	113.69	75.21	179.08
<input type="checkbox"/>	Handicap	56	5	8.93	18.5	21	37.5	41	12.2	33.04	38.88	69.43

The first thing to note is that the handicap chasers are 1-15 and the handicap hurdlers are 4-41, so it is the latter we will be taking a closer look at.

The first interesting statistic I uncovered is that all 4 of these winners had not won a handicap hurdle race previously but all 4 had won either 1 or 2 races that season. Concentrating on those runners I also uncovered the fact that all 4 had won between 2 and 5 career starts. All 4 winners had been off the track for 21 to 75 days and all finished in the top 5 on their last start.

Sticking all that into the mixer produces the following:

Bets	Wins	Win%	P/L(SP)	Places	Place%	Races	Race%	ROI(SP)	P/L(BF)	ROI(BF)
10	4	40	59	6	60	9	44.44	590	79.46	794.62

Gordon Elliott Handicap Hurdles - Not won a handicap hurdle previously, 2-5 career starts, won 1-2 races in the current season, top 5 finish last time out, off the track for 21 to 75 days.

Next, we take a look at those 9 winners in non-handicap races.

He has had one bumper winner and 3 hurdles winners, but it is the 5 chase winners I will look at in detail.

First port of call is a break of at least 46 days. He clearly puts them away a good 6 to 7 weeks before the festival and all 5 non-handicap chase winners fit the bill on that score. All 5 winners had run at least 9 times over fences and all 5 winners were aged between 7yo and 9yo. I think it is safe to say we can leave it there as it produces the following results:

Bets	Wins	Win%	P/L(SP)	Places	Place%	Races	Race%	ROI(SP)	P/L(BF)	ROI(BF)
7	5	71.43	33.25	6	85.71	7	71.43	475	45.59	651.22

Those 5 winners include Don Cossack, Tiger Roll, Cause Of Causes (2 wins) and Chicago Grey. Don Cossack finished third in the Ryanair in 2015 and went on to win the Gold Cup in 2016. The only one of the 7 qualifiers to flop was Outlander. Cause Of Causes may go for the Cross Country Chase this year and will be 10yo. He would not qualify for this system on the age rule, but I would not hesitate to back him wherever he runs this year. So, in summary:

Gordon Elliott Non-Handicap Chasers - Off the track for 46 days or longer, run at least 9 times over fences, aged 7yo to 9yo.

Now we move on to the main man himself, Willie Mullins.

Willie Mullins

Willie Mullins is the main man at the Festival and he has racked up 47 winners in total. No fewer than 44 have come since 2008 so that is the starting point for this analysis.

For whatever reason, his hurdlers tend to outperform the chasers and the bumper runners in terms of the number of wins and the strike rate as shown in the table below:

Criteria	Bets	Wins	Win%	P/L(SP)	Places	Place%	Races	Race%	ROI(SP)	P/L(BF)	ROI(BF)
Chase	103	11	10.68	-72.2	33	32.04	73	15.07	-70.1	-70.65	-68.6
Hurdle	210	30	14.29	-8.18	65	30.95	98	30.61	-3.9	9.27	4.41
NH Flat	40	3	7.5	16	7	17.5	10	30	40	28.53	71.33

We will start with those hurdlers and then come back and look at the performance of the handicap and non-handicap runners.

So, the hurdlers have racked up an impressive 30 wins from 210 runners and make a small profit at Betfair SP. The bumper runners also make a profit, but they are just 3-40 so the chances of getting a Mullins winner in that race have been historically quite slim. The hurdlers have a near double the strike rate over the bumper runners and the Festival bumper is a race where I have an interest in an outsider to small stakes.

Back to the hurdlers and 23 have come in non-handicap races compared to just 7 in the handicap races. We will concentrate first on the non-handicappers and come back to the handicappers later since they have turned over a huge profit despite a relatively low strike rate of 10%.

Add	Criteria	Bets	Wins	Win%	P/L(SP)	Places	Place%	Races	Race%	ROI(SP)	P/L(BF)	ROI(BF)
<input type="checkbox"/>	Non Handicap	140	23	16.43	-43.68	48	34.29	66	34.85	-31.2	-38.65	-27.61
<input type="checkbox"/>	Handicap	70	7	10	35.5	17	24.29	32	21.88	50.71	47.92	68.46

The first thing to note is that all 23 of the non-handicap hurdles runners had won at least 2 times under Rules.

That takes the overall record to 23-116. All 23 winners were aged between 5yo and 10yo which eliminates a few more. 17 of the 23 winners last raced at one of the following three tracks; Fairyhouse, Punchestown and Leopardstown.

That brings the overall record to 17-60 (28.33% strike rate) and we begin to see a small profit at Betfair SP. All 26 winners had been off the track for 26 days or longer and 14 of the 16 won their last start before heading to the Festival. All 14 winners came over 2m ½f to 2m 5f and that leaves us with the following:

Bets	Wins	Win%	P/L(SP)	Places	Place%	Races	Race%	ROI(SP)	P/L(BF)	ROI(BF)
29	14	48.28	16.85	19	65.52	25	56	58.1	18.06	62.28

The mighty Quevega accounts for a fair number of those total wins but we can also add into the mix that 12 of those 14 winners were sent off favourite and all 14 were ridden by Ruby Walsh.

Ruby is not guaranteed to be fit for the Festival this time around so look to Paul Townend as he might be the one to benefit from the former's absence.

Willie Mullins Non-Handicap Hurdlers - Aged 5yo to 10yo, racing over 2m ½f to 2m 5f, at least 2 career wins under Rules, off the track for 26 days or longer, finished 1st last time out, last raced at Fairyhouse, Punchestown or Leopardstown, stable first string.

Now we see if we can find a system for those handicap hurdlers where we saw a big profit at a low strike rate.

We can eliminate approximately half of the losers by just concentrating on 2 races; the County Hurdle run over 2m 1f and the Martin Pipe run over 2m 4 ½f. He has won those races 7 times from 36 runners for a profit of £69.50. All 7 winners were no shorter than 9/2 and no bigger than 25/1 at SP.

There is not a lot else to go on with no real pattern in terms of finishing position last time out, career wins, handicap hurdle wins etc. so we will make this one simple:

Willie Mullins Handicap Hurdlers - All runners in the Martin Pipe or County Hurdle sent off at odds of 9/2 to 25/1.

Before we move on from Willie Mullins, I can tell you that he is 0-23 in the Festival handicap chases since 2008 so you may just save yourself a few quid by swerving those runners this year.

Jonjo O'Neill

Jonjo has a decent Festival record and he has racked up 22 winners since 2003. In fact, he has had at least 1 winner in 12 of the last 15 Festivals. He drew a blank last year, so we could say he is due a winner or two this time around.

He does not have the best strike rate (22-247; 8.91%) but his runners are worth exploring none the less.

We start by focussing on the 15 winners in non-handicap races that have won at a strike rate three times higher than the handicappers. They have an overall record of 15-97 (15.46% strike rate) and realise a profit of £82.38 at industry SP. All 15 winners were racing over 2m 1f or further and the ones racing over 2m and 2m ½f are 0-22 so we will give them the swerve.

Bets	Wins	Win%	P/L(SP)	Places	Place%	Races	Race%	ROI(SP)	P/L(BF)	ROI(BF)
45	13	28.89	130	18	40	38	34.21	288.89	46.84	195.17

All 15 winners were 10yo or younger. He has run a few over the age of 10yo but these have not gone on to win. 13 of the 15 winners went off at odds between 4/1 and 33/1.

He has had a couple of winners around the Even money but I want to ditch these and concentrate on those at a decent price. All 13 winners had run at least 4 times over fences and all 13 had been off the track for at least 16 days.

Now we are looking at the following results:

Bets	Wins	Win%	P/L(SP)	Places	Place%	Races	Race%	ROI(SP)	P/L(BF)	ROI(BF)
27	10	37.04	86	13	48.15	24	41.67	318.52	51.13	426.11

This system only throws up 1 or 2 qualifiers each time at the Festival but at a near 40% strike rate it is going into my tracker.

Jonjo O'Neill Non-Handicap Chasers - Finished 1st or 2nd last time out, aged 9yo or younger, at least 4 chase starts, racing over 2m 1f or further, off the track for 16 days or longer, priced 4/1 to 33/1

Paul Nicholls

Next, we move on to Paul Nicholls. We need to be careful as the likes of Kauto Star, Master Minded and Denman farmed the feature races in the past and he does not have stars on a par with these in his yard at the moment.

The first thing to note is that he has saddled at least 1 winner at every Festival since 2003.

We can start by eliminating his bumper runners and anything racing over further than the Gold Cup distance. That leaves him with 38 winners from 410 runners at a strike rate of 9%.

I also want to concentrate on the handicap races as I am not sure he will have anything to threaten in the Graded races this time around. That does significantly reduce the winners somewhat, down to 14 in fact, but we can boost strike rate by sticking to the hurdlers (10-99). The handicap chasers are just 4-98.

Bets	Wins	Win%	P/L(SP)	Places	Place%	Races	Race%	ROI(SP)	P/L(BF)	ROI(BF)
99	10	10.1	27.5	29	29.29	57	17.54	27.78	55.7	71.42

Now we have eliminated the chasers we can go back and look at race distance and we find all 10 winners were successful in the races from 2m ½f to 2m 5f. All 10 winners went off at SPs between 4/1 and 25/1 and all 10 were aged 4yo to 6yo. Next, we can factor in between 0 and 7 career runs in the UK (he has won 2 handicap hurdles races with French imports making their UK debut) and 0 to 4 runs in the UK that season.

That boosts the profit results to:

Bets	Wins	Win%	P/L(SP)	Places	Place%	Races	Race%	ROI(SP)	P/L(BF)	ROI(BF)
41	9	21.95	80.5	17	41.46	28	32.14	196.34	96.7	261.36

If the French imports muddy the waters somewhat for you can eliminate them and focus on the UK runners with 4 to 7 hurdles runs and 2 to 4 seasonal runs:

Bets	Wins	Win%	P/L(SP)	Places	Place%	Races	Race%	ROI(SP)	P/L(BF)	ROI(BF)
18	5	27.78	55	7	38.89	14	35.71	305.56	62.76	369.19

Paul Nicholls Handicap Hurdles - SP of 4/1 to 25/1, aged 4yo to 6yo, racing over 2m ½f to 2m 5f, 0-7 career UK runs and 0-4 UK seasonal runs. If discounting the French imports we are looking at 4 to 7 hurdles runs and 2 to 4 runs in the current season.

AJ Martin

If ever there was a trainer to follow for plot horses it is AJ Martin.

He has saddled 6 winners from 55 runners at the Festival since 2003 and I am going to try and uncover any pattern lurking below those numbers. First of all, 5 of the 6 winners came in handicap races (very difficult to “plot” one outside the handicap races!).

All 5 of those handicap winners were aged 6yo to 10yo but what really narrows it down is that all 5 had been off the track for at least 46 days.

Bets	Wins	Win%	P/L(SP)	Places	Place%	Races	Race%	ROI(SP)	P/L(BF)	ROI(BF)
17	5	29.41	41	8	47.06	16	31.25	241.18	41.26	294.71

All 5 winners went off at odds of 4/1 to 16/1 and all 5 winners had run between 2 and 7 times that season. Remarkably, that leaves AJ Martin with the following results:

Bets	Wins	Win%	P/L(SP)	Places	Place%	Races	Race%	ROI(SP)	P/L(BF)	ROI(BF)
11	5	45.45	47	6	54.55	11	45.45	427.27	47.26	590.74

The AJ Martin "Plot Horse" Microsystem - Handicap races, off the track for 46 days or longer, aged 6yo to 10yo, run 2 to 7 times in the current season and sent off at odds of 4/1 to 16/1.

David Pipe

David Pipe has saddled 15 winners at the Cheltenham Festival since 2007 and has only drawn a blank in 2009 and 2013. The job is to try and identify where and when to bet his Festival runners.

His handicappers have been responsible for 11 of the 15 winners and that looks a good place to start and 8 of those 11 have come in handicap chases. The strike rate is around 10% and a profit has been made at Betfair SP. However, we need to see if we can get that strike rate up.

All 8 handicap chase winners had been off the track for 31 days or longer and 7 of the 8 came from the age group 6yo to 8yo. That leaves the following figures:

Bets	Wins	Win%	P/L(SP)	Places	Place%	Races	Race%	ROI(SP)	P/L(BF)	ROI(BF)
29	7	24.14	42.83	9	31.03	24	29.17	147.69	56.78	218.39

All 7 winners from the qualifiers whose results are shown in the table above went off at odds of 10/3 to 18/1. All 7 winners had had between 3 and 6 chase runs. Finally, all 7 winners had won no more than 1 handicap chase win. That gives us the following:

Bets	Wins	Win%	P/L(SP)	Places	Place%	Races	Race%	ROI(SP)	P/L(BF)	ROI(BF)
17	7	41.18	54.83	7	41.18	16	43.75	322.53	67.78	451.88

David Pipe Handicap Chasers - Off the track for 31 days or longer, aged 6yo to 8yo, odds of 10/3 to 18/1, runs 3 to 6 times in chases, no more than 1 previous handicap chase win.

So, I am going to put all these into HRB and I will get an e-mail alert for the qualifiers.

It may not throw up too many bets but it should give me good coverage for Gordon Elliott, Willie Mullins and AJ Martin runners as well as those from Jonjo and Paul Nicholls.

Now, roll on March 12th.

If you'd like to bet alongside Dr Nick at all the big meetings this year, check out his Festival Tips service which made 552 points profit since January 2016 - [Click Here](#).

© 2018 Blue Delta Marketing Ltd

Top Class Racing Tips for Top Class Racing

From Highly Regarded and Proven Race Profiling Expert



All Selections Proved in Advance of Racing. Including...

£795 Profit at Glorious Goodwood 2016

£346 Profit at the Cheltenham Festival 2016

£589 Profit at York Ebor meeting 2016

£340 Profit at the Doncaster St Leger meeting 2016

£215 Profit at Royal Ascot 2016



Join Now for just £19.99 Per Month



Maybe You've Heard of the Amazing Skills of Dr Nick Hardman

And his Amazing Profits at Huge Prices in Top Class Racing

Doncaster St Leger
Ayr Gold Cup
Betfred Cambridgeshire
Betfred Cesarewitch
QIPCO Champions Day
Cheltenham Open Meeting
Sandown Tingle Creek
Kempton King Chase
Welsh Grand National
Scottish Grand National
Grand National
Cheltenham Festival
Royal Ascot
Glorious Goodwood
Plus Many Many More

Immediate Access For You

Now you can get access to the selections of what many are calling the next 'Pricewise'

Previously only available to members of the Betting School Insiders Club, now you can access Nick Hardman's selections for the biggest races each year.

All for a small monthly fee.

Once you've joined you will get immediate access to the members page.

Here you will find the current selections or details of when the next selections will be posted.

All selections are posted the evening before racing so that you can bag the best of the early prices and make the maximum profit.

Here's what the Highly Regarded Geegeez website said about Dr Nick Hardman



Nick had a fantastic Ebor meeting at York last week and allied to a winner at each of the Chester, Deauville and Worcester meetings, **Big Race Analysis** identified 14 winners from 52 selections (26.9% SR). A simple £10 stake on each selection returned excellent profits of £295.50 at an ROI of some 56.8%!

Screenshot taken from the Geegeez.co.uk website. One of many that have reviewed Nick's amazing tips.



Join Now for just £19.99 Per Month



Horseracing Bettors Forum

Supporting British Racing
Bettors

Q and A with Simon Rowlands

1. Hi Simon and many thanks for joining us this month. Would you start by telling our readers a little about yourself and your background? What attracted you to the world of horse racing?

I am from a non-racing background, but my Dad used to have a bet on the Grand National and get me to guess what it was. That got me interested in the intrigue of betting, as well as the spectacle and stories of the sport.

I started trying to pick winners from the race cards in the daily paper, but the clincher was when my parents, short of ideas for my tenth birthday, bought me a racing annual featuring ratings.

In perhaps the single most important “lightbulb” moment of my life, I suddenly realised that there was much more to this than some horses running round a field: that it had a logic and an explanation, and that trying to figure it out could be immense fun.

I learnt everything I could about the sport and started handicapping (ineptly, as I later realised). The numbers and the data are always what have gripped me.

By the time I went to University (English degree, as it gave me more spare time to spend on racing than Economics), I was obsessed, and after it my first job was managing a betting shop in London, back in the days when betting shops were about the best way of keeping in touch with the sport on a daily basis.

Then, I got a position with [Timeform](#), and soon found myself doing my dream job of handicapping for a living. Later, I bet for a living for a short while when Betfair first came on the scene, was racing editor of a short-lived national sports newspaper, established and ran [Betfair](#) Radio for a few months, and have been a freelance analyst and writer on racing and betting for much of the last decade.

2. We understand that you are a big advocate of sectional timing in horse racing. For those of our readers not familiar with sectional timing would you give a brief explanation of the term?

While I am a form handicapper by background, anyone doing that properly has to understand time analysis. As Phil Bull, founder of Timeform, once said “a time won’t necessarily tell you how good a horse is, but it will tell you how bad it isn’t”. Both good and bad horses can run bad times, but only good horses can run good ones.

However, although a good horse can run a bad overall time - due to a slow pace, for instance - it should reveal its superior ability at some stage along the way. Sectional timing captures this by breaking a race into its constituent parts.

A horse may run 13.0s per furlong for much of the race but by running 11.0s per furlong for some of it demonstrates that it has more talent than a crude interpretation of the end result implies.

By deconstructing a race into a number of smaller races within the race overall you can - or so the theory goes! - spot which ones are better or worse than it might otherwise appear, which possess speed and which possess stamina, and which jockeys are best at distributing their mounts’ energies, too.

I used to be quite a good, and certainly a keen, runner: much of what I understood about maximising performance and minimising times transferred from that discipline to racing.

An important thing to emphasise about any formalised approach to racing analysis - especially numerically-based ones like ratings and times - is that by engaging with the puzzle in such a way you get to understand your subject better. That has benefits over and above simply picking winners.

3. What benefits do you see with sectional timing in terms of its potential use as punting tool?

There is a simple way of expressing sectional times which is intuitive and lends itself to easy but meaningful comparisons. That is to calculate a “finishing speed %”, which is the speed late in a race as a % of the race overall. By doing this, you imply what happened earlier in the race also.

If a race is run in 12.0s per furlong overall but the last two furlongs are run in 11.0s each, the FS% is $12/11$ multiplied by 100 = 109.1%. Over time, you can establish what figures reflect peak efficiency for each course and distance, and even what impact on a horse's overall time, differences from this “par” will have.

So, sectional timing helps you understand the run of a race in general terms (fast/slow, suiting held-up horses or prominent-racers) and the abilities of individual horses within that race, some of whom may be significantly better or worse than implied by that result.

Sectional timing can also help you to strike good bets (hopefully!) in running, though it involves quite complex calculations. If, as an example, you know that par for halfway in the 2000 Guineas, given the apparent speed of the surface, is 48.0s to 48.5s you can strike good bets before the effect of a too-fast or too-slow pace becomes obvious. That requires instantaneous and accurate on-screen sectionals, though, and they exist for only a few courses.

4. Do you regularly bet yourself? What style of approach do you take to your betting?

I don't bet as much as I used to. Much of the time I am too busy with other things to know a population of horses as well as I would wish. When betting predominantly for a living I would know my horses inside out, price up maybe 10 to 12 races a day, and be prepared to back or lay them accordingly, both on win and place markets. I also used to bet quite a bit on Placepots, where an in-depth knowledge of all runners in several races sometimes paid big dividends.

Nowadays, I bet maybe once or twice a day, always with regards to form ratings, usually with regards to sectional times, and I dabble ante-post, too, as a result of a lot of my paid writing being more attuned to that sort of thing.

5. As Chair of the Horseracing Bettors Forum we are sure that you are aware that the gambling industry is regularly being criticised for its treatment of its customers with “restrictions” and “closed” accounts often in the headlines.

What would you suggest to punters who find themselves in these situations with their gambling accounts? Would you tell us about “The Betting Charter” which we believe the HBF was integral in putting forward at the end of last year?

I recently represented [HBF](#) in Parliament on this matter, at an All-Party seminar at which we got a very favourable hearing. Some bookmakers may be beginning to realise that ultra-cautious treatment of customers who even hint at having the first idea of what they are doing could be harmful to their business, and certainly harmful to the sport of horse racing, in the longer-run.

Bookmakers should be skilled enough to take on informed punters and still beat the majority of them: they have the odds on their side! If they are not, perhaps they are in the wrong game.

In the short-term, punters have little option but to suck it up. But HBF has had some interest in its Betting Charter - launched just before Christmas and to be found at ukhbf.org - and that Charter asks for a number of commitments from punters and bookmakers, including, with the latter, a minimum-bet liability similar to the more substantial ones which have been adopted successfully in Australia.

HBF wants it to be clear in advance what sorts of behaviours may lead to a customer's account being restricted or closed, so that those behaviours may be modified if desired. Customer service is dreadful in some areas of betting, and even the bookmakers are starting to concede that.

While the consequence of this may be neither here nor there for the bookmaker in question, it threatens to turn off a lot of people who are, or could become, the sport's enthusiasts and advocates.

Readers could write to their MPs about some of the issues raised. Account restrictions and HBF's Betting Charter have now been raised in Parliament, and I understand that the All-Party seminar came about, at least in part, as a result of one disgruntled member of the betting public lobbying his MP.

6. Another common gripe of many a punter is the number of races and poor quality meetings very often with low levels of prize money. Many race goers would rather see fewer better quality races. Is there anything that you would like to see changed within the horse racing industry and why?

I don't know of anyone at HBF who wants quite as much racing as we currently have, but we have chosen to be pragmatic and (up to this stage at least) ask that the fixture list does not increase still further. There are too many vested interests of people employed in the sport for a significant reduction to happen any time soon, unless forced on racing by economic events.

More generally, I have long called for British racing to distance itself from FOBTs, which are a game of mindless chance when betting on racing should be promoted as a game of skill. But the craven and short-sighted attitude of those who have run the sport in the last dozen years means that chickens are now coming home to roost.

I would like to see more and better data - such as sectionals, horse weights and compulsory declaration of mares in foal - and for there to be information hubs at racecourses at which the more committed follower of the sport can access race replays of their choice, automated post-race assessments of form and time, video archives and the like. It is ages since I went to a race meeting for anything other than social reasons: to do so cuts me off from the kind of information which interests me and keeps me engaged.

I would like to see a lot less rank-closing when outsiders question how the sport runs its affair, and I would like to see much less emphasis on jockeys in the media. The current situation encourages the idea that to understand the sport you have to be “in the know” or “have the inside track”, when it is perfectly possible to do that from a position of detachment (indeed, I would argue it is easier!). Unfortunately, the best way to get a job in racing on telly or on a paper these days is not to be smart, innovative or insightful, but to be a jockey or ex-jockey.

7. New and old punters alike often struggle to make a success of their betting. If you could give them one piece of advice to improve their profitability what would it be?

Specialise in terms of which races or horses you look at. Get to know one aspect of the sport well and you have at least half a chance. You don't have to bet in every race but bookmakers do. Make it your goal to know more than almost anyone about two-year-old maidens in the North, or bumper horses anywhere, for example.

That said, in terms of how you tackle the specific puzzle you have chosen you should seek to be versatile. Speed figures are not the only answer, and neither is draw analysis nor pedigree information. Try to bring as many of these angles together to get a fuller understanding. There is a regrettable tendency in the media these days to identify people as experts in just one area, as if it is impossible to be multi-skilled when tackling a multi-faceted puzzle.

8. What do you consider to be the highlight of your racing experience to date? Do you have any personal racing / betting experiences which on reflection bring a smile, or for that matter any which bring a grimace; you can share with our readers?

Watching a horse called One Way Or Another win a £14,000 handicap at Haydock in my colours was a personal highlight.

I was becoming disillusioned with racing for the first time five or six years back, when, lo and behold, Frankel came along and ensured that, whatever nonsense might be going on off the course, I was reminded of the search for equine perfection that had inspired me all those years ago. Going racing in Hong Kong, Mumbai, New York, Singapore and Melbourne has been exhilarating.

Picking up a couple of five-figure pay-outs on pool bets early this century were my biggest wins: I am much more of a “chiseller”, trying to return small but steady profits, on the whole.

A recent experiment with in-running betting went badly wrong: I had just installed some new anti-virus software on my computer and as I went to place a bet in-play a message popped up and obscured my “enter stake” box. I still went through with the bet, only to find that I had lost not £65 but £650 due to fat fingers. Ouch!

9. What do you do to relax and unwind? Do you any interests outside of the world of horse racing?

Ha! Not as many interests as I should have, I reckon.

I like traveling and wildlife - Belize and Costa Rica were brilliant - music (mostly repetitive ambient stuff), walking, films, good vegetarian food and (less often these days) drink. I am, however, meant to be spending my spare hours on writing a book about form and time analysis at present!

**Start making more money TODAY
with a FREE report that reveals...**

under the radar trainer/jockey combinations
that conspire to win time and time and time
again.

Every combination has at least:

- 25 runs together since 2013
- A 25% or better win strike rate since 2013
- A 40% or better place strike rate since 2013
- A win SP profit of at least 20 points since 2013
- A win SP return on investment of at least 25% since 2013

YES! Send me my free report now

CLICK HERE >>>



Legends of the Turf - Aidan O'Brien.

Much has been written about trainer Aidan O'Brien who oversees the all-conquering setup at Ballydoyle in Ireland and particularly in recent months after having established a new world record for the number of Group 1 wins in a calendar year during 2017.

His beginnings though are relatively humble.

His father Denis was a farmer and small scale horse trainer in the town of Killegney, near Poulpeasty, in County Wexford, where Aidan grew up as one of six children and his early work experience with horses on a professional basis came about at P.J. Finn's racing stables at the Curragh with time later spent with Jim Bolger in County Carlow.

His training career began during the 1993/94 season and he landed his first winner on day one! By 1996 Aidan O'Brien would become Ireland's youngest ever Champion Trainer, a title he has now held continuously since 1998.

Just 3 short years later, in 2001, O'Brien became the youngest ever Champion British Trainer and in doing so he was also the first overseas holder of the title since the legendary Vincent O'Brien (not a relation).



Tipster Street

Receive 3 FREE Tips Each Day
Sign up is free, quick & easy.
No payment details required
> Join Here <
TipsterStreet.com

Aged at just 48 O'Brien is still a relatively young trainer compared to many of his counterparts but his training career has already included the following achievements:-

- The first trainer in history to surpass 300 Group 1 victories
- The World record holder of the Group 1 wins in a season
- Career record wins, Group 1 – 321, Group 2 – 134, Group 3 – 266
- Group 1 wins in 9 different countries
- 61 Royal Ascot wins, 12 Breeders Cup wins
- 74 Classic race wins

Integral to Aidan O'Brien's success is his association with what many racing aficionados believe to be the finest training establishment in the world, the Ballydoyle Racing Stables in Co. Tipperary. With the location being established in 1950 by Vincent O'Brien, at the time it was a working farm, but several natural features of the place led him to believe that it had the makings of an ideal race horse academy. Thoroughbred racehorses by their very nature can be very fragile, but to bring out their best they often require a considerable amount of speed work whilst attempting to minimise the risk of injury.

The natural contours of Ballydoyle provided what Vincent believed to be the perfect gallops and his choice was confirmed over time with the sheer number of top class winners, including no less than nine of the Blue Riband Epsom Derby. The natural drainage and fertile limestone land of Ballydoyle make for an excellent covering of grass and thus providing an extremely safe surface on which to gallop the horses. The grounds having a gentle incline allow the horses to stretch themselves that little more without putting undue additional pressure on their front legs.

Although the early emphasis was on training National Hunt horses Vincent soon set about introducing those of the Flat racing variety and with this in mind he developed special peat gallops which provided an excellent cushion for use when the ground became firmer during the summer months. The process involved was a long term task which involved laying down several thin layers of peat each year. 15 years' later and the gallops were ready to use for the first time.

As a result the Ballydoyle set up today is the culmination of over 60 years of input from two of the world's greatest racing brains allied to investment on an unparalleled scale.

Since 1966 only two overseas trainers have landed the trainers championship in Britain, both were based at Ballydoyle with Vincent topping the table in 1966 and 1977 and Aidan becoming leading trainer in 2001, 2002, 2007 and 2008.

The horses that find themselves in the stables care are the result of world's largest breeding operation of thoroughbred racehorses, Coolmore, which is currently owned and run by the Magnier family.

Over the years Coolmore have been associated with a long sequence of top-class stallions and more recently the likes of Galileo, Montjeu and High Chaparral have become important sires with Galileo having sired at least one winner in each of the British Classic Races. It goes without saying that with that kind of ammunition Aidan O'Brien is armed to the teeth with quality to tackle the best races around the world and boy does he do a grand job having amassed in excess of £180,000,000 in career earnings to date.

One dilemma though, particularly in recent times, is that he has so many top class horses in his care that he often has more than one entry in the same race and it can be difficult to determine which may be his "first string" even allowing for jockey bookings.

The additional challenge is the world and his mate knows that quality exudes throughout the yard and therefore many can go off as the favourite often at very short prices. Needless to say it can therefore be difficult to turn a profit backing the runners that O'Brien saddles but maybe not impossible....

So let's take a closer look and see if we can find an angle or two for profit.

First up let's start with the basics of how the O'Brien runners have fared over the last 5 years concentrating on those that competed in UK and Ireland:-

	Runs	Wins	Win %	P/L (SP)	P/L (BF)	A/E
All	3567	757	21.22%	-546.80	22.39	0.91
2017	725	155	21.38%	-90.42	38.92	0.94
2016	805	156	19.38%	-159.51	-58.59	0.85
2015	703	151	21.48%	-37.06	113.99	0.96
2014	700	137	19.57%	-191.91	-98.59	0.88
2013	634	158	24.92%	-67.90	26.66	0.94

Given the level of competition that the O'Brien runners are up against in the majority of races a better than 1 in 5 strike rate is pretty good and a very small profit would have been made just backing them all at Betfair SP.

The returns to the industry Starting Prices make grim reading however, with all 5 of the years showing a loss.

The contrast to the Betfair SP returns may be simply that some of those "Sharp Minds" on the exchanges recognise that a lot of the yards runners may be short priced and are looking to take them on from a laying perspective.

The overall A/E of 0.91 is another clear indicator that the winners were below their true chances of success based on the SP's. For those of you that may not be familiar with A/E here is a quick recap of what it is and why it can be useful when looking for profitable pointers:-

Actual versus Expected

A figure based on actual versus expected return. This is calculated as the total number of wins versus the expected number of wins. The expected number is based on the official starting price, for example a horse at 1/10 has an expectancy of 0.91, an Evens money shot has an expectancy of 0.50, 2/1 is an expectancy of 0.33 and 10/1 is an expectancy of 0.09.

When our analysis shows an A/E figure of greater than 1.00 it is an indication that the returns are better than would be expected by the betting market.

Although the vast majority of the runners are on the flat turf the yard do have ones that take part on the AW and over the sticks neither of which based on the same 5 year period provide room for optimism from a profits perspective.

If we now concentrate on the flat runners (incl AW) and consider the make-up of the race i.e. Were males, females or both competing in the race:-

	Runs	Wins	Win %	P/L (SP)	P/L (BF)	A/E
Mixed Sex	1657	362	21.85%	-383.12	-199.22	0.89
Males Only	762	173	22.70%	-90.35	39.82	0.90
Females Only	863	162	18.77%	-29.29	182.98	0.95

Surprisingly when the fairer sex runners are racing against their own types they return fairly close to breakeven at SP and a decent profit on the Betfair SP.

If we drill these down one further level by Race Type we get the following:-

	Rms	Wins	Win %	P/L (SP)	P/L (BF)	A/E
Non-H' cap	490	87	17.76%	45.97	213.73	1.02
Maiden	346	68	19.65%	-85.17	-48.16	0.84
H' cap	25	6	24.00%	7.91	14.99	1.55
H' cap 2yo	2	1	50.00%	2.00	2.42	2.94

It is pretty evident that the female runners in same sex maidens are underperforming relative to the Starting Prices that they go off at.

If we take those out of the equation the picture is a whole lot healthier!

	Rms	Wins	Win %	P/L (SP)	P/L (BF)	A/E
All	517	94	18.18%	55.88	231.14	1.05
2017	155	28	18.06%	-0.91	33.07	1.02
2016	104	26	25.00%	42.27	74.17	1.26
2015	74	18	24.32%	65.95	141.97	1.28
2014	104	13	12.50%	-13.86	5.73	0.95
2013	80	9	11.25%	-37.57	-23.79	0.65

It is also clear that there is a marked improvement over the last 3 years so maybe with the extensive breeding operation the potential brood mares are gaining some focus alongside their male counterparts.

The final aspect to factor in is that although there are approximately 3 times as many runners in Aidan O'Brien's native Ireland the bulk of the profit has over the 5 year period under review come from his runners in the UK.

Micro Method

Taking all of the aforementioned into the mix the findings appear to be a good fit for the "Little Acorns" portfolio approach that we advocate.

Back all the "Female" UK runners trained by Aiden O'Brien when they are competing against their own sex excluding those in maiden races.

If you had followed that approach you would have made a profit in 4 out of the last 5 years, based on the Betfair SP, with only 2013 not showing gains.

Enjoy!

Proved Long Term Profitable Value Tips for Top Class Racing From Irish Field Naps Correspondent and Radio Pundit Rory Delargy

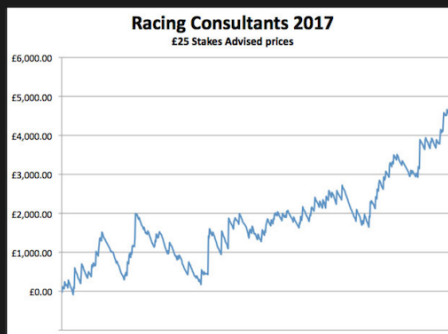
[Click Now for Half Price Introductory Offer](#)

Average £395 Per Month Profit to £25 Level Stakes

Every selection comes with a detailed analysis of why the horse has been tipped and why it represents value odds

"Just to let you know I joined your service this week for a month. Great service, I'm far from an expert on horses but how you picked 'Yasir' at 16/1 and American life in the 2 selections today was brilliant. I had an ew double on them. Also some great winners in the past few days. I'll be on board with a years membership when my month is up. Well done , keep up the great work."

Thanks Kieran



Half Price Trial Offer

Try for 1 Month - Just £19.99

[Click Here to Trial for £19.99](#)

Try for 3 Months - Just £59.99

[Click Here to Trial for £59.99](#)

If you're serious about your betting and already know you want to be a long term member then get a huge discount with an Annual Membership at just £299 - [Click Here](#)

Nice one, Rory. Was screaming at Mr Orr to stop looking behind him on the run-in, but did it pretty comfortably to be fair. Pity the sods at Unibet refused the bet, so I had to take "only" 28s elsewhere.

Cheers, Paul



Trainer Change: The Lowdown

Just recently the 9-year-old Bigbadjohn moved from the Rebecca Curtis yard to the Nigel Twiston-Davies stable but stayed in the same ownership and it was that horses recent Kempton win that got me thinking about whether there are profitable betting angles to be found from horses switching trainers.

This month's article will examine the record of horses that switch stables on their first start for a new yard to see what difference a change of trainer can do to a horse's performance.

With the start of the new flat season just a few weeks away I have for the purpose of this research just looked at results for the flat turf seasons from 2014 to 2017.

Stable Switchers - Introduction

There are many reasons a race horse switches a stable. They could be bought after a selling race or claimed from a claiming race. They could be sent to the sales by their present owners and sold to new owners or the horse's present connections may decide that they wish to move their horse to a new trainer. Why this happens can be down to a number of reasons a disagreement between the trainer and the owner or maybe the owner thinks that their present handler isn't getting the best of his or her horses.

Stable switchers are a fairly recent phenomenon.

When I started my punting journey owners didn't move their horses from one trainer to another. Sure horses moved trainer when winning a selling race or were purchased out of claiming race or were sent to the sales. But we have started to see in recent years more owners move their horses from one trainer to another. Just a couple of seasons back in 2016 the largest owner in Irish jumps racing Gigginstown Stud moved 60 of their horses from Willie Mullins to a number of other yards.

Let us not forget the great Kauto Star began his career with Martin Pipe before moving on to Paul Nicholls or that the same trainer revived the career of Tidal Bay after his switch from Howard Johnson. When Gordon Elliott began his training career, success with stable switchers was an important part of his strategy. Silver Birch his, Grand National winner, came from Paul Nicholls and the likes of Bayan and Dirar also moved to his stable from other trainers. Although more owners are doing the switch more often, maybe not enough of them are doing it, as the change of scenery or training regime can indeed refresh the jaded horse that seems to have lost their form.

Trainer Change: General Stats

I shall begin by looking at some general stats for horses switching stable.

Since the start of the 2014 flat turf season, horses that had at least one career start produced the following set of results:

All Runners

339 winners from 4383 runners 8% -1195.4 A/E 0.86 (Profit/Loss to BSP -48.76)

Looking at those stats the change of trainer angle is not very positive one with just 8% of them winning on their next run. Even worse the Return on Investment (ROI) is -27.27 which means you are effectively losing 27p for every £1 invested and the A/E shows these horses are also not going off at a value price either.

Handicaps & Non-Handicaps

Breaking it down between handicap and non-handicap races produced the following:

Handicaps – 244 winners from 3251 runners 8% -720.32 A/E 0.87 (Profit/Loss to BSP + 176.95)

Non-handicaps – 95 winners from 1132 runners 8% - 475.08 A/E 0.84 (Profit/Loss to BSP – 225.71)

Once again there are no real positives when it comes to handicap or non handicap races. Indeed the ROI for non handicap means you are losing almost 42p for every £1 invested and 22p for every £1 invested in handicap races.

Age

Now let's look at age. I have divided the results into 2-year-old, 3-year-old and 4-year-old + horses:

2-year-old – 14 winners from 178 runners 8% -113.06 A/E 0.68 (Profit/Loss to BSP -107.07)

3-year-old – 128 runners from 1509 runners 8% -218.54 A/E 0.94 (Profit/Loss to BSP +327.06)

4-year old+ - 197 runners from 2696 runners 7% -863.8 A/E 0.83 (Profit/Loss to BSP -268.75)

Looking at the age stats, backing all juveniles would have lost you a whopping 63p for every £1 invested and you would have lost just over 32p on the older horses. The one slight positive is with the 3-year-olds. The A/E figure isn't much below where it should be and the loss of 14p for every £1 invested is much lower than for the other age groups.

Odds SP:

I have divided the odds criteria into three:

2/1 & under - 47 winners from 126 runners 37% -16.06 A/E 0.87 (Profit/Loss to BSP -14.08)

9/4 to 9/1 – 183 winners from 1233 runners 15% -102.34 A/E 0.94 (Profit/Loss to BSP +40.26)

10/1 & above - 97 winners from 2992 runners 3% -1084 A/E 0.72 (Profit/Loss to BSP -83.53)

Again not many positives to be gleaned from the horses SP either. Those going off at odds of 2/1 & under still lost punters just over 12p in the £1. But backing those going off at odds between 9/4 & 9/1, actually perform slightly better in terms of ROI with a loss of 8p in the £1. If you were backing all those that were sent off at odds of 10/1 & above you would have lost just over 36p for every £1 invested.

Favourites (Clear)

54 winners from 152 runners 36% +18.23 A/E 1.04 (Profit/Loss to BSP +22.08)

Favourites are a positive as far as the stats are concerned with a decent A/E and even a small profit made to industry SP.

Last Race Placing

1st – 42 winners from 386 runners 11% -27.93 A/E 0.91 (Profit/Loss to BSP +99.91)

Those horses that won their last race and have changed trainers would have lost punters 7p in the £1.

Days Since Last Run

31 to 75 Days – 83 winners from 819 runners 10% -127.87 A/E 1.05 (Profit/Loss to BSP +62.57)

Horses returning from a lay off between 31 to 75 days perform better than any other absence. They slightly perform better than the market has been expecting but even so backing all such runners would have led to a loss of 15p in the £1.

Seller- Last Race

15 winners from 203 runners 7% -84.5 A/E 0.73 (Profit/Loss to BSP -71.03)

Some more negative stats for horses whose last race was a seller with a loss of over 41p in the £1

Claimer - Last Race

22 winners from 230 runners 10% -26 A/E 1.12 (Profit/Loss to BSP +13.07)

Horses having their first run for a new yard having run in a claiming race on their last start actually are performing 12% better than the betting market expects but are still losing 11p in every £1.

Handicap race – Non Handicap Last Race

66 winners from 965 runners 7% -197.41 A/E 0.85 (Profit/Loss to BSP +88.01).

Non-Handicap race – Handicap last run

22 winners from 234 runners 9% -82.78 A/E 0.94 (Profit/Loss to BSP -44.28).

Once again some more poor stats with losses of 31p in every £1 for those runners who raced in a non-handicap on their last start and a 24p loss for those horses that were running a handicap last time.

All-Weather Last Race

85 winners from 1346 runners 6% -407.94 A/E 0.82 (Profit/Loss to BSP -99.42).

Backing all those horse switching from an all-weather race last time out to turf would have lost 30p in every £.

So there isn't too much in the above stats for punters looking to find profitable angles from horses switching trainers. The only potential angle of interest would be to focus in on the following criteria:

Race Class: 4 & 5

Horse Age: 3-year-olds only

Career Runs: 3 or 4 only

These runners produced in the period under research, the following set of results:

24 winners from 186 runners 13% +126.5 A/E 1.34 (Profit/Loss to BSP + 361.62)

Granted we are dealing with a small sample size. The ROI is good at 68% but it contained losing runs of 20, 21 & 29. So backing all such runners would require plenty of patience, given the inevitable long losing runs.

Trainer Change: Individual Trainers

There are plenty of trainers who are just not very good at their job and a switch to this bunch of trainers can be considered a downgrade to the horse's chance. These trainers put their horses into races that they can't win, they run their horses on the wrong ground or over the wrong sort of distance and they don't seem to be able to keep their horses in form for more than the odd race or two. You need very good odds for horse if you are backing any of their runners.

As with all trainer stats the record of individual trainers varies tremendously. Some trainers have great stats when taking on someone else's horse, whilst other trainers rarely win under these circumstances.

Masters Of The Switch:

Here is my list of trainers who punters should keep onside when they inherit a horse from another trainer. These are trainers that are able to eke out enough improvement from the horse to enable it to win on its stable debut.

You will often here pundits say that **Mick Appleby** has a good record with horses that he's got from another trainer and on this occasion they would be right, as he has had **17 winners from 66 runners 26% +78.52 A/E 1.57 (Profit to BSP +110.21)**.

Other trainers worth keeping onside include:

Ger Lyons – 8 winners from 18 runners 44% +25 A/E 2.43 (Profit to BSP +27.92).

Adrian Keatley – 5 winners from 23 runners 22% +21 A/E 1.87 (Profit to BSP +35.65).

Jessica Harrington – 4 winners from 15 runners 27% +12 A/E 2.42 (Profit to BSP +18.47).

Johnny Murtagh – 4 winners from 13 runners 31% +39.5 A/E 3.13 (Profit to BSP +82.59).

William Haggas – 4 winners from 8 runners 50% +9.08 A/E 1.9 (Profit to BSP +10.91).

Charlie Fellowes – 4 winners from 17 runners 24% +8.65 A/E 1.54 (Profit to BSP +11.06).

Jo Hughes – 3 winners from 10 runners 30% +19.5 A/E 3.57 (Profit to BSP +24.85).

Luca Cumani – 3 winners from 11 runners 27% +5.63 A/E 1.58 (Profit to BSP +6.73).

Gordon Elliott – 3 winners from 14 runners 21% +35.63 A/E 2.33 (Profit to BSP +84.54).

George Scott – 3 winners from 11 runners 27% +11.33 A/E 1.57 (Profit to BSP +12.84).

Besides the stand out trainer Michael Appleby, a few Irish trainers on the above list with Ger Lyons runners worth noting.

Trainers To Avoid:

Just as there are those trainers who are adept at winning with a horse on his stable debut there are trainers who have a different modus operandi. Here are some notable trainers to be cautious of:

Ruth Carr – 0 winners from 41 runners 8 placed 20%

Jim Goldie – 0 winners from 22 runners 2 placed 9%

Micky Hammond - 0 winners from 21 runners 1 placed 5%

Philip Kirby - 0 winners from 21 runners 4 placed 19%

Ian Williams – 0 winners from 19 runners 3 placed 16%

Stuart Williams – 0 winners from 18 runners 0 placed

Some surprising names among that group I wouldn't have expected Ruth Carr not to have had a winner or for trainers like Ian Williams & Stuart Williams also not to have had stable switcher go in at the first attempt.

Summary

An 8% win strike rate, low A/E and a loss of 27% indicates that a change of trainer can be considered a negative. Indeed there are few positives to be had although there is one trainer switcher angle which looks worthy of further research, and it's the horse that starts clear favourite which shows a profit of 15%, which is better than the average favourite. As ever the main angle looks to be focus on those trainers who are adept at getting a new recruit to win on their first run of which Michael Appleby is at present the 'King of The Switchers'.

Well plenty of stats for you to digest there but I hope you have found it both interesting & informative and for some of you it may act as a further stimulus to look into the area of trainer changes.

As ever it worth bearing in mind that past results are not necessarily a guide to future performance. History does repeat itself but often it doesn't.

Until next time!

A background image of several horses and jockeys racing on a track. The jockeys are wearing colorful silks, and the horses are in full gallop.

Victor Value Racing

Reliable Service Since 2013

Proud to be part of

betsfortoday

JOIN VICTOR VALUE RACING

Your first 30 days cost just £1



Cheltenham? Not this time.

Well yes it is that time of year again where everyone turns their eyes toward Cheltenham and The Festival, but not for us this month. While everyone is glued to the big races we are going to be taking a look to see if we can find any angles we can use elsewhere.

Dan Skelton

Son of the excellent Show Jumping jockey Nick Skelton, Dan Skelton has progressed in to a respected jumps trainer and keeping it in the family many of his winners have been ridden by his younger brother Harry.

Operating in Alcester, Warwickshire just 15 miles or so outside of Birmingham in the West Midlands these guys have been making their mark in the racing circuit, but a large part of that success has been thanks to owners who possibly would not have moved to a relatively novice training stable had it not been for the prestige and confidence in their father Nick.

Nick Skelton has always shown a winner's attitude to life none more so after having broken his neck just prior to the 2000 Sydney Olympics when he fell from his mount and landed vertically on his head!

No one could have expected his success at the 2016 Olympics in Rio when he became officially the oldest British Olympic Gold medallist since 908 at the age of 58! His son Dan though was convinced that his father would ride again after the accident, and he was right.

Dan's training career started during a nine year spell as assistant to Paul Nicholls but when deciding to go out on his own he asked himself "What have I done?" Having planned to start with 12 horse's things have now reached new heights for the Skelton yard but a trainer is only as good as their results.



Over the past 5 years Dan Skelton has had more than 2300 runners in National Hunt races, and of those 403 has been run at tracks in Central England close to his training ground, at Southwell, Stratford, Towcester and Warwick. A winning strike rate of 20.60% is good and a place strike rate of 43.67% makes us take a close look at these local runners.

Bets	Wins	WinStrike	SP_PL	Places	PlaceStrike	Races	RaceStrike	ROI	BF_Back	BF_Lay
403	83	20.60%	-90.21	176	43.67%	388	21.39%	-22.38%	-74.24	35.21

Where quite often we can find clear differences when distinguishing between a trainers Handicap and Non Handicap runners we find with Dan Skelton that we have a pretty even split in terms of the win and place strike rates, and nothing in terms of profit.

Breakdown of Handicap/Non

Was the race a handicap or non-handicap

To add in criteria, select as appropriate and press Go. Otherwise click any tab to continue with this system unchanged.

Add	Criteria	Bets	Wins	Win%	P/L(SP)	Places	Place%	Races	Race%	ROI(SP)	P/L(BF)	ROI(BF)	Lay(BF)	ROI(L)	Pic(BF)	Pic%(BF)	P/L(Pic)	Lay(Pic)	MxOdd	A/E
<input type="checkbox"/>	Non Handicap	228	47	20.61	-61.5	102	44.74	218	21.56	-26.97	-40.98	-17.97	24.56	0.35	112	49.12	-13.09	1.87	151.00	0.86
<input type="checkbox"/>	Handicap	175	36	20.57	-28.71	74	42.29	170	21.18	-16.41	-16.13	-9.22	2.71	0.21	79	45.14	-2.78	-6.93	34.00	0.91

Once we get past the first couple of months of the year the figures start to improve, and the place strike rates improve in to the region of 50% +

Performance of System Based on Below Set Criteria.																				
Bets	Wins	Win%	P/L(SP)	Places	Place%	Races	Race%	ROI(SP)	P/L(BF)	ROI(BF)	Lay(BF)	ROI(L)	Pic(BF)	Pic%(BF)	P/L(Pic)	Lay(Pic)	MxOdd	A/E		
159	39	24.53	-2.42	80	50.31	153	25.49	-1.52	19.4	12.2	-32.74	-1.55	85	53.46	13.3	-21.59	101.00	1.01		

The figures above are for the last 5 years for the period March to May inclusive and the give us a foundation for further investigation.

Looking at the Non Handicappers to begin with shows a clear strong win and place strike rate, but the profits offered up of 10.50 points for 76 selections (an ROI of just shy of 14%) possibly won't have us shouting from the roof.

Concentrate on the lower Class 5 and 6 Non Handicappers though and the return is definitely worthy of note at 91.40%.

Performance of System Based on Below Set Criteria.																		
Bets	Wins	Win%	P/L(SP)	Places	Place%	Races	Race%	ROI(SP)	P/L(BF)	ROI(BF)	Lay(BF)	ROI(L)	Pic(BF)	Pic%(BF)	P/L(Pic)	Lay(Pic)	MxOdd	A/E
30	10	33.33	27.42	20	66.67	30	33.33	91.4	40.9	136.35	-45.11	-20.2	21	70	17.33	-19.17	17.00	1.49

Backing each way the profits are improved (39.34 points to Industry SP) and certainly worth backing but although we have seen profits each year over the past 5 these profits year on year have dwindled, probably due to popularity and awareness of Dan Skelton's stable runners. That said an 80% place strike rate in 2017 has us backing each way.

Summary:- Back Dan Skelton Non Handicap National Hunt runners in Class 4 and Class 5 races held at Southwell, Stratford, Towcester and Warwick during the months of March and April.

So what about the handicap races?

We couldn't really find an angle for Skelton's Handicap runners and rather than getting ourselves locked in to back fitting further and further we decided to take a look elsewhere to cover a bet in the handicap races.

As you will no doubt know by now we quite like our smaller trainers over on this section and in particular our female trainers who can on many an occasion get over looked particularly if they are a smaller stable.

One such trainer is Caroline Fryer.

A small stable with a handful of runners can very easily pass you by but don't be misled backing her Handicap runners each way last year would have seen you make 45 points profit with a 50% WIN strike rate!

Performance of System Based on Below Set Criteria.																		
Bets	Wins	Win%	P/L(SP)	Places	Place%	Races	Race%	ROI(SP)	P/L(BF)	ROI(BF)	Lay(BF)	ROI(L)	Plc(BF)	Plc%(BF)	P/L(Plc)	Lay(Plc)	MxOdd	A/E
16	8	50	35.76	11	68.75	16	50	223.5	41.62	260.12	-44.63	-19.22	12	75	14.29	-15.45	34.00	2.97

2018 Results To Date

Margaret Mullins and Pam Sly

January - No of selections 2

Winners / Placed – 1 (Winner)

Profit / Loss: **+1.75 SP**

February

No selections at time of writing.

Sue Smith

January - No of selections 3

Winners / Placed – 1 (Winner)

Profit / Loss: **+0.80 SP**

February – To Date - No of selections 4

Winners / Placed – 3 (2 Winners)

Profit / Loss: **+2.32 SP**



Product Reviews

Some noteworthy services this month plus a new product under review.

EACH WAY HITS HORSE RACING SPECIALIST

CLAUDINE A SUPER SEXY 28/1 WINNER!

Each Way Hits is a brilliant tipping service that can excel your profits in the fascinating world of horse racing. If you're fed up of paying your hard earned money for odds on bets that come from so many other tipsters then you really must take a real close look at Each Way Hits today!



Cost: £45.00 every 28 days or £90.00 every 90 days.


The Trial: Even with 8 “no bet” days Each Way Hits has continued to go from strength to strength!

With 28 selections and staking varying between 1 – 2.5 points each way we had 4 non-runners, and 15 placed selections including 8 winners.

With a total stake of 70 points on these selections we produced a profit of just over 80 points profit based on the advised odds with Best Odds Guaranteed.

Had you placed your bets with Betfair Starting Prices you would still have cleared over 55 points after taking in to account 5% commission.

Conclusion: We are seeing excellent results. We hope that they can last but we will have to see what next month brings. In the meantime you can find out more about the service [here](#).



Cost: £20.00 per month (14 day free trial).

The Trial: This product hosts a number of services some of which are free and all are available on a 14 day free trial followed by a monthly fee of £20.00.

The daily horse racing selections which include a “Best Bet of the Day” have so far given 12 winners from 48 selections and a BOG profit of just over 16 points.

In addition this service is offering something referred to as the “97% strategy” aimed to offer short losing runs. Their records claim during the period of 2012-2017 a 97.19% strike rate based on 9453 winners from 9726 selections and in addition they offer up a staking plan as to how to compound your returns.

Conclusion: Early days and more needs to be seen.

Leading Edge

Cost: £169.00

The Trial: We had come to the end of our 3 month trial with this service but we were granted further access so that we may continue to monitor the daily selections until the end of a complete month.

72 selections in our latest month produced 24 winners but making a loss of just over 5.50 points after allowing for Betfair commissions had we ignored the 3/1 rule.

Had we followed the 3/1 rule the number of selections would have been reduced the number of bets by 19 and the winners by 3 however this would have made less than 0.1 points difference to the overall tally.

Conclusion: It would have been nice to be able to recommend a service offering us alternatives, but unfortunately that was not to be. If still interested though you can find out more [here](#).



Cost: First month £15.00 then £30.00 per month thereafter.

The Trial: With a strike rate of 44% from the 42 selections received we would assume a healthy return but of the 18 winners 13 of these were shorter priced runners recording less than 2.00 at Betfair SP's. Deduct 5% commission and overall we would have found ourselves with a loss of 3.75 points based on 1 point levels stakes betting.

Conclusion: Still not convinced.

Jeremiah Catskill Racing

Cost: Pay As You Go Registration £5.00 / 6 Months £199.00

The Trial: Compared to our previous months the level of fare this month has been greatly reduced following the heavy going and poor quality racing. Our end result was 11 winners from 60 selections with a small profit being generated of just over 3.50 points.

After 6 months however we have shown a healthy profit of 113 points (ROI of approx. 11%).

Readers of On Course Profits can currently get a free trial of the Jeremiah Catskill service, just [Click here](#) and use the contact form to request a trial and quote the code JC1.

Conclusion: Still worthy of your consideration. [Find out more here.](#)

THE UK'S NO.1 HORSE RACING COMPOUNDING PROFIT SPECIALIST

Neo Investments

WOULD YOU LIKE TO GET
FINANCIALLY FIT?

How I Went From A Starting
Bank of Just £1,000 To Over £29,480
In Less Than 4 Months...

Cost: £37.00 monthly, £74.00 every 3 months, £75.00 every 6 months. All prices are plus VAT.

The Trial: Sadly this service was still unable to deliver success with just 3 winners from 37 selections and a further loss of 23 points based on 1 point level stakes.

Conclusion: Ever hopeful but can't currently recommend based on results to date.

RECOVERY RACING

The No.1 Place To Be For
BREATHTAKING
Horse Racing Profits!

Cost: £44.00 + VAT (28 days) or £88.00 + VAT (90 days)

The Trial: With our 3 month trial now ended and the bank being eroded completely and more besides (over 400 points) it's time for us to end our review of Recovery Racing.

Conclusion: Not recommended.

© 2018 Blue Delta Marketing Ltd

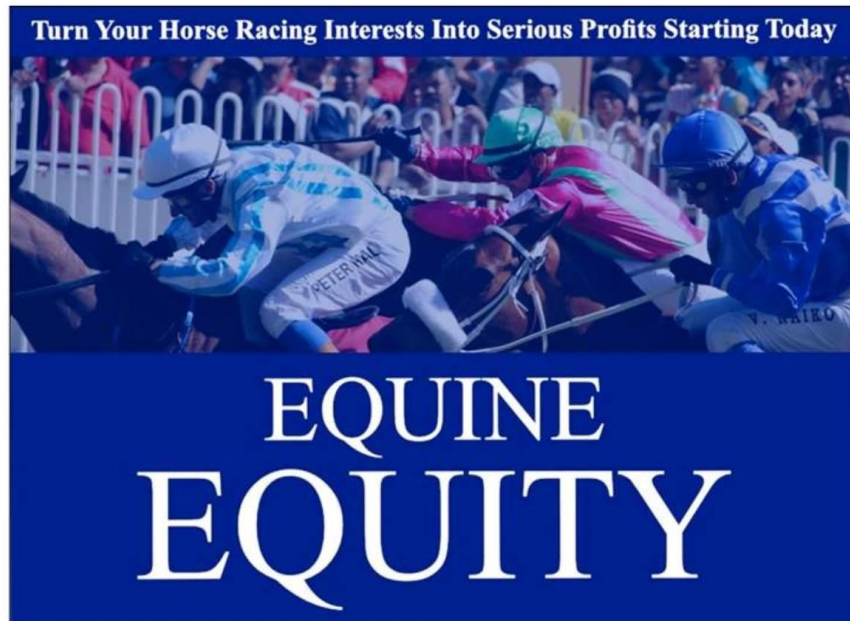
A promotional banner for sports betting featuring a background image of a football stadium with red seats and a pitch. The text is overlaid in white and green.

**Boost Your Betting Bank With
These Winning Sports Bets From a
Leading Industry Expert**

Introducing Professional Sports Bettor - James Pacheco

Trial Now - Just £14.99

[Click Here to Find out More About Sports Betting Pays](#)



Tipster Profile - Equine Equity

Delivering long term profits for their customers is the mantra of Equine Equity and having been interested in horse racing since his teens the author has a raft of knowledge under his belt.

Introduced to horse racing by his uncle he used to regularly go to Redcar and Sedgfield race courses and after some time, in 2011, he decided that he wanted to take it up as a full time occupation so sold his business and took the plunge and went pro.

The key ingredient to his success in his meticulous approach to analysing statistics with 2011 being taken up solely in research before having the sufficient confidence in his knowledge to increase his stakes to a full time occupation level.

Like us all mistakes have been made along the way and although always having a well disciplined approach to his betting one of his early mistakes was to bet on too many races and not be as selective as he should have been. Selectivity is crucial for long term profits in his opinion.

As such his race selections although covering all race codes are geared around seed ratings and a specific set of criteria. The selections are now made available as a service as he well knows after having used many tipsters himself that there are services out there which can make a long term profit and sharing his selections will have no impact on his own success and profits.

Positive results are the single most important thing that any customer is looking for from a service and any tipster should always be able to be upfront and honest about their success and their failures.

There is a word of advice though and that is protect your betting accounts if you can, lay off enough “losing bets” on the betting exchanges is the piece of advice which comes from Equine Equity and don’t worry if you can’t get best prices as he is confident that even at SP you will make a profit from his selections.

That initial 12 months research helped to create his own set of statistics which he now has automated, and on a day to day basis after all the hard work the challenge of updating a database is no longer quite so time consuming. Always on the lookout for improvements he will still dedicate a substantial block of his time to additional research and does feel that he can become a “little obsessive” about it as he always feels a need to stay ahead of the market.

The service offers a number of tips each day with on average 25-50 selections over a month (possibly more in the summer) and all selections are sent out the evening before the days racing.

[Get your 14 day trial today for just £1.00.](#)
[Just click here.](#)

© 2018 Blue Delta Marketing Ltd

Turn Your Horse Racing Interests Into Serious Profits Starting Today



EQUINE EQUITY

**Discover The Betting Strategy That
Turned A Bank of £2,000 Into £7,750
In Just 6 Short Months!**

[Join Equine Equity today !](#)

[£1.00 for 14 day trial](#)



Tipster Top Ten

All results are based on Advised Stakes and Best Odds Guaranteed and results over the last 90 days at time of writing.

1. **Each Way Hits** SR 42% ROI 60%

The last 90 days has seen Each Way Hits return 160 points to the profits total with steady gains throughout December and January. February has got off to a healthy start too with winners such as Golden Sunrise (13/2) and Tambura (15/2).

[Find out more about the service](#)

2. **Neo Investments** SR 15% ROI 47%

A lower strike rate will more often than not mean long losing runs between larger priced winners. December and January were not the best of months with ups and downs throughout but February got off to a good start with some well-priced winners including Westerner Point 6/1, and Ratify 12/1. It remains to be seen though whether the ROI will be maintainable on recent form.

[Find out more about the service](#)

3. **Value Wins** SR 35% ROI 37%

Value Wins is another service from the BetFan stable and 168 points profit in December and a further 95 points in January set a good foundation for 2018. Staking varies up to 5 points per selection and there have been some steady returns, some days though may see you stake up to 40 points and for some this may be a little too heavy.

[Find out more about the service](#)

4. Each Way Value Tips SR 37% ROI 35 %

Maintaining their SR and ROI well in to 2018 are Each Way Value Tips, with the profits coming mainly from the regular placed selections. As the name implies the selections are Each Way and this service is proof that profits can be made from EW Betting if the prices are right.

[Find out more about the service](#)

5. Northside Racing SR 36% ROI 30%

Northside Racing started off the New Year well but as the month went on the profits were eroded to leave them hovering over the break-even line before landing a winner with Sweet As Candy. February though has seen them back in healthy profit with a nice each way double landed with Cousin Khee and Mister Music (15/2 and 11/2 respectively).

[Find out more about the service](#)

6. Top Rated Tips SR 29% ROI 28%

A slow start to 2018 Top Rated Tips have now picked up momentum and are showing steady profits again with a healthy batch of recent winners. The stakes of 5 and 10 points may not be everyone's cup of tea.

[Find out more about the service](#)

7. Factor Seven Racing SR 18% ROI 28%

Another service which found itself having a sticky start to the beginning of the year as the profits came and went. Things are still sticky so we are not sure that they will be in the table next month unless they can turn things around significantly.

[Find out more about the service](#)

8. 15 Point Plan SR 25% ROI 24%

Over 200 points profit for this service in the last 90 days at the time of writing with the last two months in healthy profit. Unfortunately as is often the case, what goes up must come down and at the time of writing February is in the red.

[Find out more about the service](#)

9. Racing Consultants SR 18% ROI 22%

The Racing Consultants closed 2017 on a roll and as such have added, albeit somewhat more slowly, to the profits accrued at the end of last year.

[Find out more about the service](#)

10. Betting Development SR 35% ROI 19%

January proved to be a difficult month with the service just breaking even but the simple 1 point stake and 1 selection day has to be commended.

[Find out more about the service](#)