

## Pre-built towers for SL-QDP-BT active beams TWD-RR, STW-RR and STWM-RR series

A time saving and simplified solution for installing free-standing and wall-mounted beam towers



**Pre-built 2m Tower**

\*Power supply optional accessory

**OPTEX's prebuilt towers are designed to make the installation of towers as quick and painless as possible.**

Mounting active infrared beams into towers rather than on to walls or poles, enhances the security level as it makes it very difficult for potential intruders to find out the number and height of beams installed. To encourage the use of towers without increasing the installation workload or risk of mistakes, we have introduced both two and three meter, 180° and 360°, free-standing and wall-mounted pre-built towers.

**The beam towers are delivered with:**

- 60m, 100m or 200m SL-QDP-BT beams (to be ordered as a separate item)
- brackets
- heaters
- tamper switch
- mounting components

**Optional components that can be built in:**

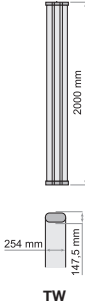
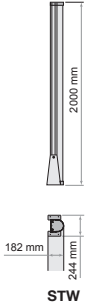
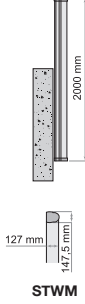

- power supply units
- anti-climb top tamper
- fans

**Additional accessories that are available for shipping:**

- concrete floor brackets for soft earth digs
- tower head extension for lighting



# Tower part numbers\*

TWD Double sided free standing towers		STW single sided free standing towers	
 <p><b>TWD202RR</b> 2m 360° 1 beam per side with heater  <b>TWD204RR</b> 2m 360° 2 beams per side with heaters  <b>TWD306RR</b> 3m 360° 3 beams per side with heaters</p> <p>TW</p>		 <p><b>STW201RR</b> 2m 180° 1 beam with heater  <b>STW202RR</b> 2m 180° 2 beams with heater  <b>STW303RR</b> 3m 180° 3 beams with heater</p> <p>STW</p>	
STWM single sided wall mounted towers		Beam units (choose the right unit for the distance between towers)	
 <p><b>STWM201RR</b> 2m wall mount 180° 1 beam with heater  <b>STWM202RR</b> 2m wall mount 180° 2 beams with heater  <b>STWM303RR</b> 3m wall mount 180° 3 beams with heaters</p> <p>STWM</p>	*3 Meter towers are made to order	 <p><b>SL-200-QDP-BT</b> 60 meter quad beam unit  <b>SL-350-QDP-BT</b> 100 meter quad beam unit  <b>SL-650-QDP-BT</b> 200 meter quad beam unit</p> <p>SL-QDP-BT</p>	

# Additional components†

 <p><b>TWAA</b> Anti climb top tamper</p>	 <p><b>TWMR FAN KIT</b> 12 Volt fan kit with thermostat</p>	 <p><b>DC12V</b> 12Volt Power supply 1.8Amp with bracket</p>
--	--	---

# Common accessories

 <p><b>TWE</b> Tower head extension for installation of light</p>	 <p><b>TWEB</b> Concrete floor bracket for 360° double sided free standing towers</p>	 <p><b>STWEB</b> Concrete floor bracket for 180° free standing</p>
--	--	---

\*Please note beam units are priced separately. † Specifications and design are subject to change without prior notice.



**OPTEX (EUROPE) LIMITED**  
 EMEA Headquarters  
 T: +44 (0)1628 631 000  
 Dubai branch  
 T: +971 (0)4 501 53 94  
 E: marketing@optex-europe.com  
 www.optex-europe.com

**OPTEX Security SAS**  
 (France, French speaking North and West African countries)  
 OPTEX Security SAS  
 T: +33 (0)4 37 55 50 50  
 E: contact@optex-security.com  
 www.optex-security.com

**OPTEX Security Sp. z o.o.**  
 (Eastern Europe, CIS countries, Turkey)  
 Optex Security Sp. z o.o.  
 T: +48 (22) 598 06 60  
 E: optex@optex.com.pl  
 www.optex.com.pl

**OPTEX Technologies BV**  
 (Benelux)  
 OPTEX Technologies B.V.  
 T: +31 70 4194100  
 E: info@optex.eu  
 www.optex.eu