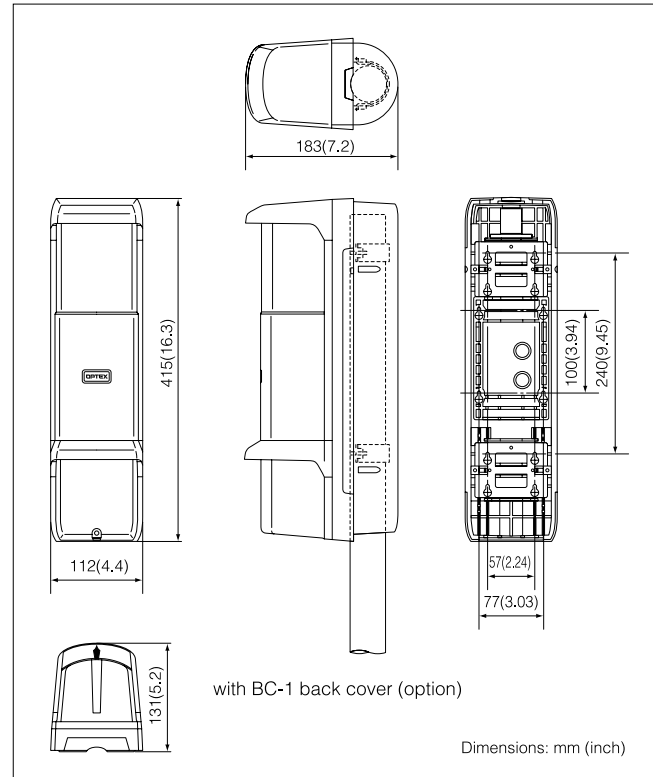


SPECIFICATIONS

Model	AX-350DH MKIII	AX-650DH MKIII	AX-350DH TS	AX-350DH BT
Maximum detection range	100m (350ft.)	200m (650ft.)	100m (350ft.)	100m (350ft.)
Maximum arrival distance	1000m (3500ft.)	2000m (6500ft.)	1000m (3500ft.)	1000m (3500ft.)
Detection method	Infrared beam interruption detection			
Interruption time	Variable between 35, 100, 250, or 500 msec		Upper beam: Variable between 35, 100, 250, or 500 msec Lower beam: Similar to upper beam or 1 sec	
Power voltage	10.5 - 30V DC			
Current draw (Transmitter + Receiver)	105mA max	110mA max	127mA max	
Alarm period	2 ± 1 sec (Normal)			
Alarm output	Form C Relay (28V DC, 0.2A max)		Bottom Unit: N.C. (28V DC, 0.2 A max)	
Tamper switch	N.C.: open when cover is removed		—	
Operating temperature	-35°C - +55°C (-30°F - +131°F)			
Environment humidity	95% max			
Alignment angle	± 90° horizontal ± 20° vertical		± 60° horizontal ± 45° vertical	
Location of installation	Indoor/outdoor: wall/pole mounting		Beam tower	
IP rating	IP65			
Weight (Transmitter + Receiver)	2750g (97oz)	2800g (99oz)	950g (34oz)	
Accessories	U-shaped brackets (4), pole mounting screws (8), wall mounting screws (8), wiring grommet (4)		Mounting screws (8), rubber bushings (2)	
Optional parts	Heater unit (HU-2), Back cover(BC-1), Beam tower		Beam tower	


DIMENSIONS



OPTIONS



*Specifications and design are subject to change without prior notice.
NOTE: This unit is designed to detect movement of an intruder and activate an alarm control panel. Being only a part of a complete system, we cannot accept responsibility for any damages or other consequences resulting from an intrusion. This product conforms to the category "Residential, Commercial and Light Industry" of EM Directive 89/336 EEC.



Next Generation Digital Photoelectric Detector

Optex's Unique digital technology is a totally new concept for active infrared detectors



OPTEX CO., LTD.
 (ISO 9001 Certified by LRQA / ISO14001 Certified by JET)
 5-8-12 Ogoto, Otsu, Shiga, 520-0101 Japan
 TEL +81(0)77 579 8670 FAX +81(0)77 579 8190 <http://www.optex.co.jp/e>

OPTEX INCORPORATED (USA) <http://www.optexamerica.com>
OPTEX (EUROPE) LTD. (UK) <http://www.optexeurope.com>
 (ISO9001 Certified by NQA)

OPTEX SECURITY SAS (FRANCE) <http://www.optex-security.com>
OPTEX KOREA CO., LTD. (KOREA) <http://www.optexkorea.com>

Take Care of the Environment This catalogue uses recycled paper No. 75097-00-909-0408

World's First Digital Photoelectric Detector from OPTEX

With patent pending technology



Supreme Optical Alignment Simply Performed

No Need for a Screwdriver, Beams Can Be Adjusted by Dial Control Easily

Peak Finder Interface

The AX-DH series employs a dual alignment level indicator, which includes a Peak Finder. This Peak Finder Interface contains two tuning modes, one is "rough tuning mode" and the other is "fine tuning mode". After roughly adjusting the beams, the lowest and the peak of the received beam level is searched for repeatedly. After carrying out these two steps beams adjustment is highly accurate.



The signal strength is easily checked with the LED indicators, allowing highly accurate alignment with no need to use a voltmeter. This operation is carried out after using the Peak Finder Interface.

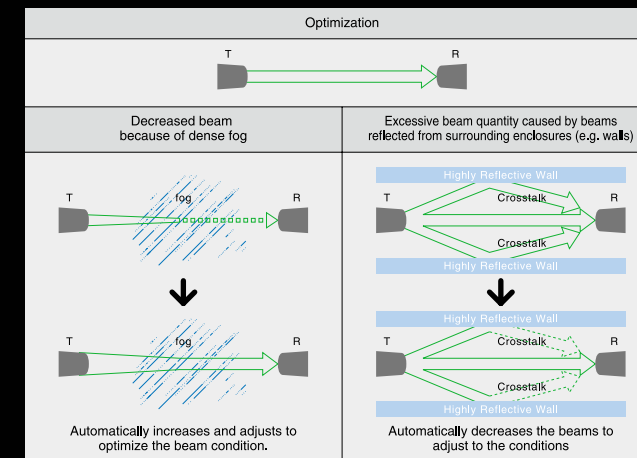
No Need for a Beam Blocking Plate

With conventional models a beam blocking tool has to be used so that upper and lower beam alignment is carried out independently. The new AX-DH series dual alignment indicator allows adjustment of both the upper and lower beams at the same time.

Outstanding Functions to Prevent False and Missed Alarms

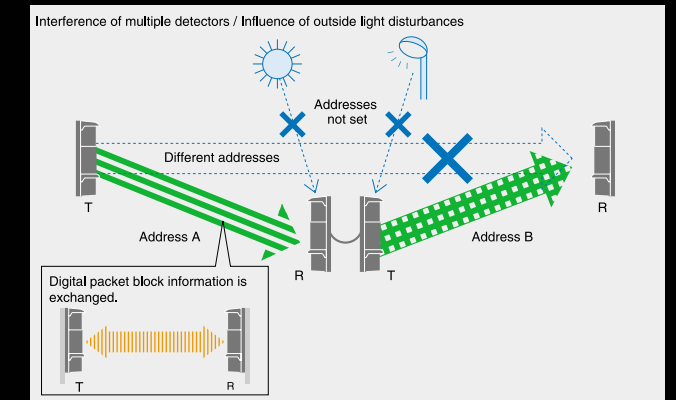
ATPC™ (Auto Transmit Power Control)

Automatically controls, adjusts and optimizes the power of beams and maintains optimal performance. The result is decreased false and missed alarms caused by fluctuations in beam quantity influenced by outside elements. This includes excessive beam input caused for example by reflection of the enclosure or decreased beam quantity because of dense fog.



Auto Address Recognition

Individual addresses are assigned to each pair of beams, this allows information such as cover open, transmit power level, address etc to be communicated digitally. This system also eliminates possible crosstalk from other beams or external sources because each address is individually.



TDM (Time Division Multiplex) Communication

The AX-DH series employs TDM Communication, which sends beams from transmitter to receiver by shifting its timing on the same time axis. By using this method, beams do not overlap each other and false alarms caused by interference can be prevented even when multiple detectors are installed or set up at multiple stages.

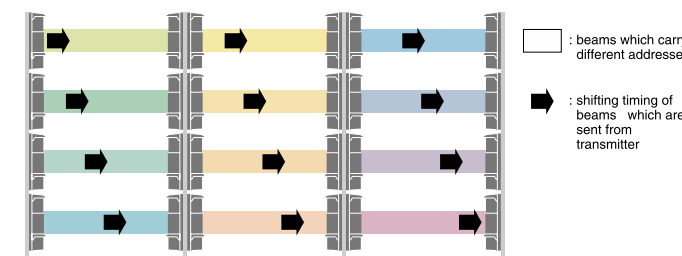
Highly Durable Construction

- IP65 Structure Resists Water and Dust
- Anti-Frost Hood Cover
- Integrated Structure of Chassis and Installation Plate

Stacking Applications

Trouble Free Channel Setting

Conventional models require that separate channels are selected when beams are used in stacking applications. This is to avoid crosstalk, false alarms and missed alarms, however this is time consuming and complicated. The new AX-DH series eliminates the need for channel setting reducing costs for installation time and planning of large systems.



AND/OR Selectable Detection Pattern (AX-350DH TS / AX-350DH BT only)

Sites which require the highest level of security such as power stations, substations, military facilities, etc. need to be protected from all possible forms of entry. The AX-350DH TS and AX-350DH BT provide selectable detection methods with the standard AND settings as well as OR settings. The detection shade time can be set differently for the upper and lower beams, enabling the higher level of detection required for high-security sites.

Up to 4 sets for multiple beam installation

4 sets of beams may be used in multiple beam installations, except when using AX-350DH TS and AX-350DH BT. *Please check installation instructions for more information

