

# Redscan RLS-3060SH / RLS-3060SH-PoE ver. 8.0

## Long range LiDAR up to 50m radius – 190 degrees



The REDSCAN RLS-3060SH version 8 is a high resolution indoor/outdoor 190 degree LiDAR that detects the size, speed and distance of a moving object up to 50m radius.

The RLS-3060SH series can be used horizontally to create a virtual plane or vertically to create a virtual wall. Its detection algorithm provides the exact location of moving objects in the selected detection areas. When connected to a video surveillance system, different event rules can be defined for each detection zone creating a unique security system.

LiDAR technology is unaffected by different lighting conditions, shadows or heat sources. Built-in analytics ensure that the REDSCAN sensors adapt efficiently to environmental changes, such as weather and scenery.

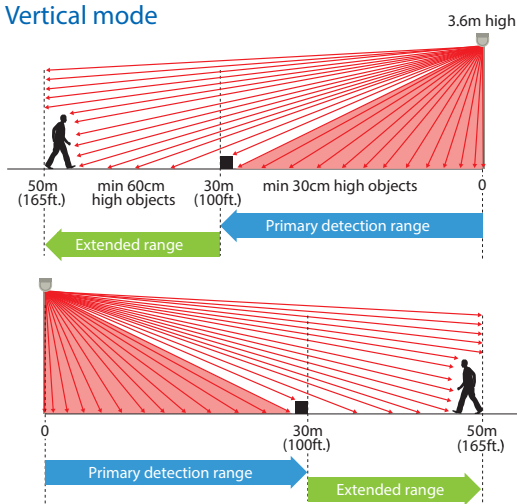
These features make the RLS-3060SH an extremely reliable detection device, even in harsh conditions.

Horizontally mounted the laser sensor detects people and objects within 30m radius and detects larger objects like vehicles in the 30 to 50m detection area (pre-warning zone). Vertically mounted (at 3.6m height) it detects standing and squatting people over 100m (50m each side). For detection of smaller objects and crawling people, the detection area should be set at a maximum of 60m.

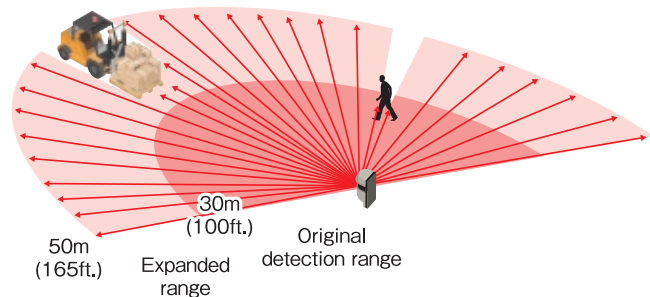
Available models: RLS-3060SH, RLS-3060SH; PoE (RLS-3060SH with IP/PoE encoder PIE-1).\*

\*Both devices provide IP and relay outputs to send alarms and events to any type of security systems.

### Vertical mode



### Horizontal mode



### Key features

- 50m radius, 190 degree 2D LiDAR
- High resolution detection up to 30m radius
- Lower resolution detection from 30 to 50m radius
- 4 independently adjustable detection areas with 4 outputs on analogue connection
- 8 independently adjustable detection areas on IP connection sending Redwall event codes to integrated VMS/ NVR platforms

- Detection area very easy to adjust with the configuration software, including area allocation, area masking, pattern selection
- Hand, thrown object detection (indoor high res mode)
- Unique detection algorithm providing X and Y coordinates
- Anti-vandalism (anti-masking, anti-rotation)
- Independent alarm, trouble and tamper outputs
- Built-in heater and designed for harsh weather

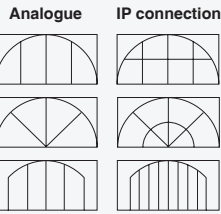
### Time of flight technology

Using time of flight technology, the sensor calculates the time the beams emitted will take to come back to the sensor after hitting an object in the detection area. This technology isn't affected by any type of lighting and heat source making it extremely reliable in harsh environments and an ideal intrusion detection sensor.

### Video Management Software and PSIM integration

The REDSCAN RLS-3060 series is integrated with many Video Management Software and PSIM platforms allowing a number of security scenario including triggering lights, camera pre-set position, public address messages and notification to security staff. Visit our website for the list of integrations.

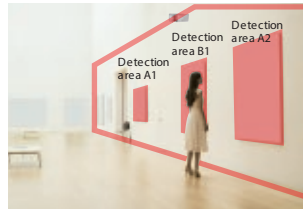
### Independent detection areas



### Wall climb detection




### Area Allocation



### Loitering Detection



### Area Masking



### Vehicle Detection

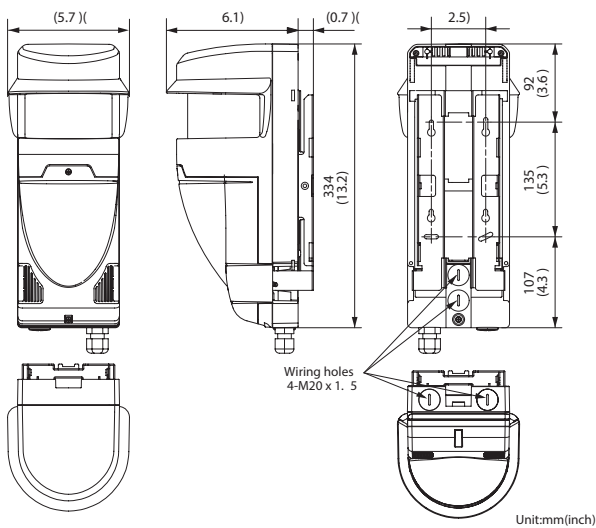


## Specifications

Note: Specifications and design are subject to change without prior notice

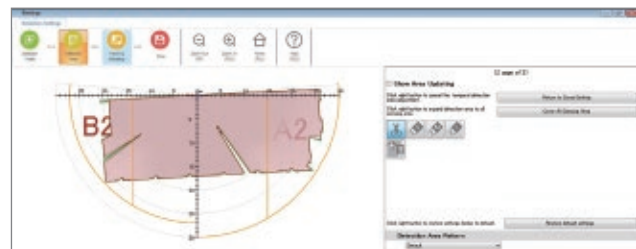
Model	RLS-3060SH	RLS-3060SH PoE
Detection method	Infrared Laser Scan	
Laser protection class	Class 1	
Coverage	Vertical area*	Max. 60 m (Approx. 200 ft.) at 10% reflectivity / Detection range expansion enable max. 100 m (Approx. 330 ft.).
	Horizontal area*	Radius:30 m (Approx. 100 ft.), Arc:190° at 10% reflectivity / Detection range expansion enable radius:50 m (Approx. 165 ft.), Arc:190°
Detection resolution	0.25°	
Communication port	Ethernet ,RJ-45 ,10BASE-T/100BASE-T	X
Protocol	UDP, TCP/IP *Redwall Event Code	
Power input	24 VDC 24 VAC	802.3at (POE+) 24v (PIE-1 connection)
Current draw	400mA max. (24 VDC) 600mA max. (24 VAC)	14.4 watts (peak at boot) 9.6 watts (Idle)
Heater power input	24 VDC, 24 VAC	
Heater current draw	400mA max. (24 V DC/AC)	
Mounting height	Vertical area	15 m (50ft.) (recommendation)
	Horizontal area	0.7 m (28in.) (recommendation)
Target object selector	S / M / L	
Sensitivity selector	H / M / L	
Camera control output *	N.O. 28 VDC, 0.2 A x 4 outputs / Can be changeable to N.C. with RSM ver.8	
Master alarm output	Form C, 28 VDC, 0.2 A max.	
Trouble output (anti-masking/rotating-soiled lens-DQ)	Form C, 28 VDC, 0.2 A max.	
Tamper output	N.C. 28 VDC, 0.1 A max.	
Environmental disqualification circuit	Form C, 28 VDC, 0.2 A max.	
Alarm period	Approx. 2 sec., Off delay timer	
Operating temperature	-20 to 60 °C (-4 to 140° F )	
Operating temperature with heater	-40 to 60 °C (-40 to 140° F )	
IP rating	IP66	
Dimensions (H x W x D )	334 x 144 x 155 mm (13.2 x 5.7 x 6.1 in.)	
Weight	2.5kg (88 oz. )	

## Product dimensions



## Redscan Manager ver. 8.0

(Configuration and set-up software required for activating all features)



## Accessories

**For set-up:** LAC-1 Laser Area Checker.

**For installation:** RLS-PB pole bracket and RLS-SB swing bracket (for tilting the sensor).



OPTEX (EUROPE) LIMITED  
EMEA Headquarters  
T: +44 (0)1628 631 000  
Dubai branch  
T: +971 (0)4 501 53 94  
E: marketing@optex-europe.com  
www.optex-europe.com

OPTEX Security SAS  
(France, French speaking North and West African countries)  
OPTEX Security SAS  
T: +33 (0)4 37 55 50 50  
E: contact@optex-security.com  
www.optex-europe.com

OPTEX Security Sp. z o.o.  
(Eastern Europe, CIS countries, Turkey)  
Optex Security Sp. z o.o.  
T: +48 (22) 598 06 60  
E: optex@optex.com.pl  
www.optex.com.pl

OPTEX Technologies BV  
(Benelux)  
OPTEX Technologies B.V.  
T: +31 70 4194100  
E: info@optex.eu  
www.optex.eu