

Synthesized Intelligent IP long range detectors

SIP-5030-IP SIP-100-IP



The SIP-5030-IP and SIP-100-IP are outdoor IP infrared sensors which are POE compliant and integrate seamlessly with major Video Management Systems (VMS) providers*. Both sensors are specifically designed to trigger PTZ cameras and make the visual verification for remote video monitoring, easier and more accurate.

The SIP-5030-IP offers wide angle detection for large outdoor areas, covering 50x30m and has an intelligent detection system that automatically adjusts the sensitivity to the environment. The SIP-5050 features an additional PIR detector with an independent output at the bottom of the unit to cover the creep zone (max 6x9m area). It means the main detector output can trigger the CCTV system while the creep zone detector can be used to protect the unit.

The SIP-100-IP is a long range detector, covering an area of 100x3m and features of total of 3 outputs, 2 independent outputs for far and near area and an additional one for the creep zone. Multiple outputs are useful for activating video transmission systems and controlling PTZ cameras.

The detection angle in the main area for the SIP-5030-IP and the SIP-100 can be adjusted easily to match the camera field of view. The creep zone can be used for detection below and around the unit. The SIP-5030-IP and the SIP-100 are also equipped with anti-vandalism features tampering.

FEATURES

- Intelligent PIR detection system
- Detection of ambient temperature and illuminance for automatic sensitivity management
- Advanced detection algorithm
- Double Dual/One Quad pyro-elements with patented Double Conductive Shielding for main area SIP-5030-IP
- Double Quad pyro-elements with patented Double Conductive Shielding for main area SIP-100-IP
- Built-in creep zone detector (Double dual pyro-elements)
- Anti-vandalism functions
 - Anti-rotation function
 - Anti-masking function with photo-beam
 - Reinforced polycarbonate housing
- Max. 4m (13ft.) installation height
- Independent sensitivity selector for creep/near/far areas
- Adjustable alarm interval time
- BS8418 Compliant - U.K.
- POE compliant
- IP sensors integrated with major VMS providers*

*The SIP-5030-IP and SIP-100-IP are currently fully integrated with Milestone XProtect, and the alarm code is integrated with Genetec Security Center. Please check the latest status by consulting the integration list on our website.

SPECIFICATIONS

Model	SIP-5030-IP	SIP-100-IP
Detection method	Passive infrared	
Coverage (main area)	50 x 30 m (165 x 100 ft.)	100 x 3 m (330 x 10 ft.)
Coverage (creep zone)	3x 5m (10 x 16ft.) installed at 2.3m (7.6ft.) height, 6 x 9m (20 x 30ft.) installed at 4m (13ft.) height, Detection angle adjustable horizontally	
Power supply	PoE * (IEEE802.3af/at compliant)	
Current draw	40mA max	45mA max
Mounting height	2.3 to 4 m (7.6 to 13 ft.)	
Sensitivity selector	Far: SH/H/M/L Near: SH/H/M/L Creep zone: SH/H/M/L	
Detection logic selector	AND / OR	
Alarm output (main area)	REDWALL event code (UDP/TCP)	Near area Redwall event code (UDP/TCP) Far area Redwall event Code (UDP/TCP)
Alarm output (creep zone)	Redwall event code (UDP/TCP)	
Alarm interval period	Off/15, 30, 60 sec.	
Alarm period	Approx. 2 sec.	
Warm-up period	Approx. 60 sec.	
Operating temperature	-25 to +60 C, -40 to +60 C with optional heating unit (-13 to +140 F, -40 to +140 F with optional heating unit) If the heater is used, it should be external 22-26V AC (not POE).	
IP rating	Main unit:IP65 Chassis:IP55	
Dimensions (H x W x D)	331 x 102 x 290 mm (13x 40x 11.4 in.)	
Weight	2.1 kg	
Supported protocols	IPv4, ARP, UDP, TCP, ICMP, HTTP	
Function setting	use web browser	

* Specifications and design are subject to change without prior notice.

OPTIONS

AVF-1 - Area view finder

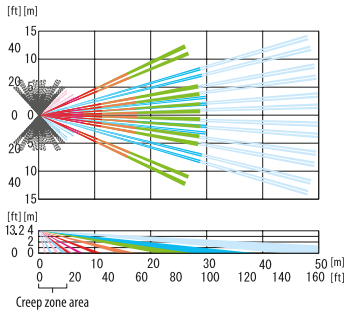
SIP-HU - When the SIP-HU is used, the power for SIP series should be 22-26VAC

OPM-WT - Audible walk-tester

IP-MIDI HOOD - Sun/Snow shield

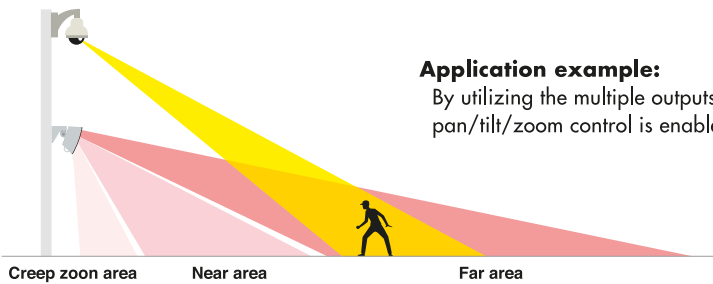
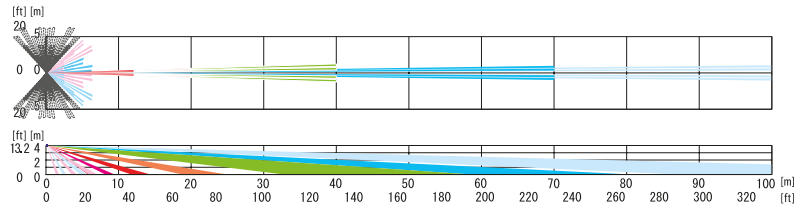
DETECTION AREAS

SIP-5030-IP



The detection angle of the creep zone can be adjusted $\pm 13.5^\circ$ horizontally as shown in gray.

SIP-100-IP

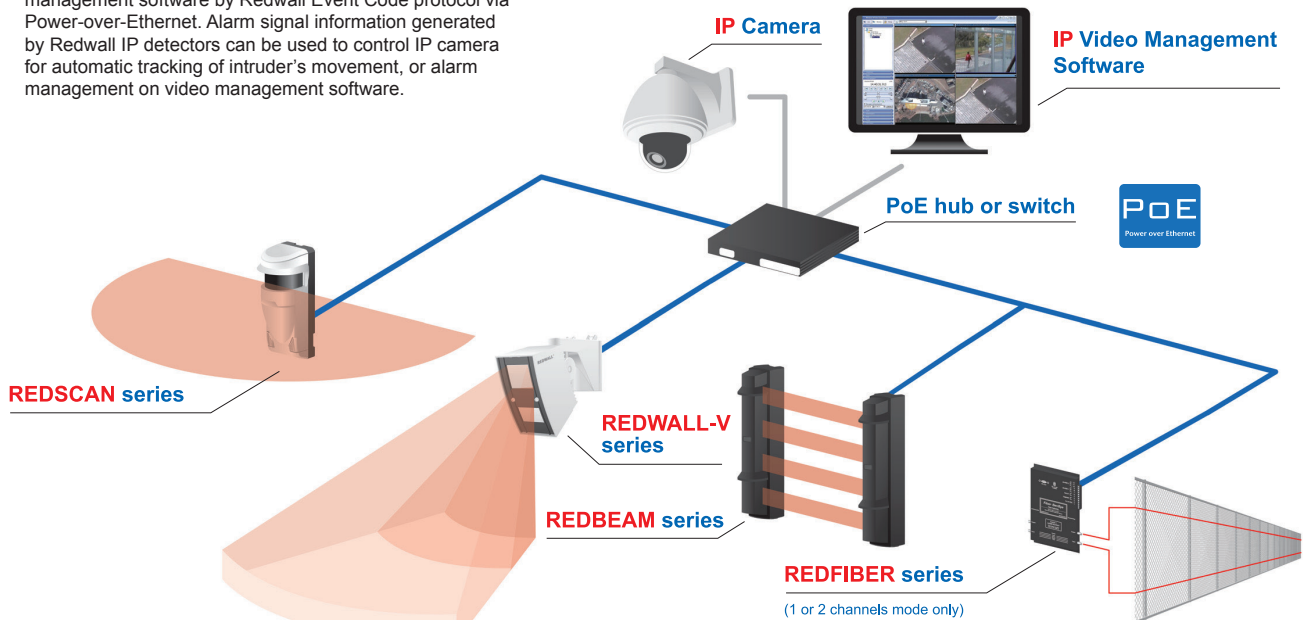


Application example:
By utilizing the multiple outputs, pan/tilt/zoom control is enabled.

Note: The ambient temperature, installation height and mounting angle may change the detection ranges for each of the areas.

SYSTEM DIAGRAM

Redwall IP detectors communicate with major video management software by Redwall Event Code protocol via Power-over-Ethernet. Alarm signal information generated by Redwall IP detectors can be used to control IP camera for automatic tracking of intruder's movement, or alarm management on video management software.



OPTEX CO., LTD.
(JAPAN)
(ISO 9001 Certified)
(ISO 14001 Certified)
5-8-12 Ogoto
Otsu, Shiga, 520-0101
Japan
Tel : +81-77-579-8030
Fax : +81-77-579-7190
URL : <http://www.optex.co.jp/e>

OPTEX INCORPORATED
(USA)
13661 Benson Ave.
Bldg. C, Chino CA 91710
U.S.A.
Tel : +1-909-993-5770
Fax : +1-909-628-5560
URL : <http://www.optexamerica.com>

OPTEX (EUROPE) LTD.
(UK)
(ISO 9001 Certified)
Clivemont Road, Maidenhead,
Berkshire, SL6 7BU
UK
Tel : +44-1628-631000
Fax : +44-1628-636311
URL : <http://www.optex-europe.com>

OPTEX SECURITY SAS
(FRANCE)
475 Rue Monique et Mario Piani
69480 Ambérieux d'Azergues
France
Tel : +33 437 55 50 50
Fax : +33 437 55 50 59
URL : <http://www.optex-security.com>

OPTEX SECURITY Sp. z o.o.
(POLAND)
ul. Bitwy Warszawskiej 1920 r.
7B, 02-366 Warszawa,
Poland
Tel : +48-22-598-06-60
Fax : +48-22-598-06-61