

Introduction

[Scope of smart device app]

The smart device app "VVS eTracker" (hereinafter referred to as this app) indicates OPTEX's unique index "eTracker" which shows the eco-friendly contribution performance compared to conventional sensors and the detection information such as the number of times of opening, its total time and the number of cross traffic cancels.

[Before use]

- This product links with the smart device app "VVS eTracker", and the app can show the contribution ratio to the environment compared with conventional sensors.
- For this app, please read carefully the license described in the app.
- The purpose of this app is to simply visualize the installation effects when installing VVS-1. OPTEX shall not be liable for any damages generated by using the information displayed on the app under any circumstances.
- OPTEX shall not be liable for any damages generated by using the information displayed on the app under any circumstances.

App's specifications

Name : **VVS eTracker**

Supported device: iOS 8.0 or later, iPhone, iPad, iPod touch

URL: <http://appstore.com/optexautomaticdoorviewer/>



* The app is free of charge, but the communication fee is charged for downloading.

Usage procedure

1 Install "VVS eTracker" on your device.


A. Tap on the "App Store" icon on iPhone, iPad or iPod touch and access to App Store.



B. Search by "VVS eTracker" to install.

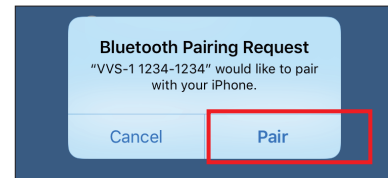
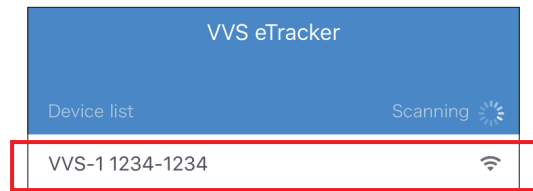


2 Turn on the power of VVS-1, and confirm that the product is in stand-by mode. (Operation indicator is solid green.)

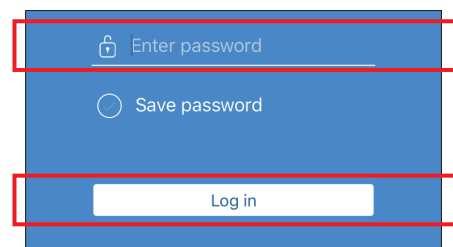


Operation indicator

3 Start up "VVS eTracker" and select the equipment from the connection list. If the request screen of Bluetooth pairing is displayed, select "Pairing". The connected equipment becomes the connecting status (Slow green/blue blinking) in the operation indicator.



4 Enter the password (default setting: 0000) and tap on Login button.

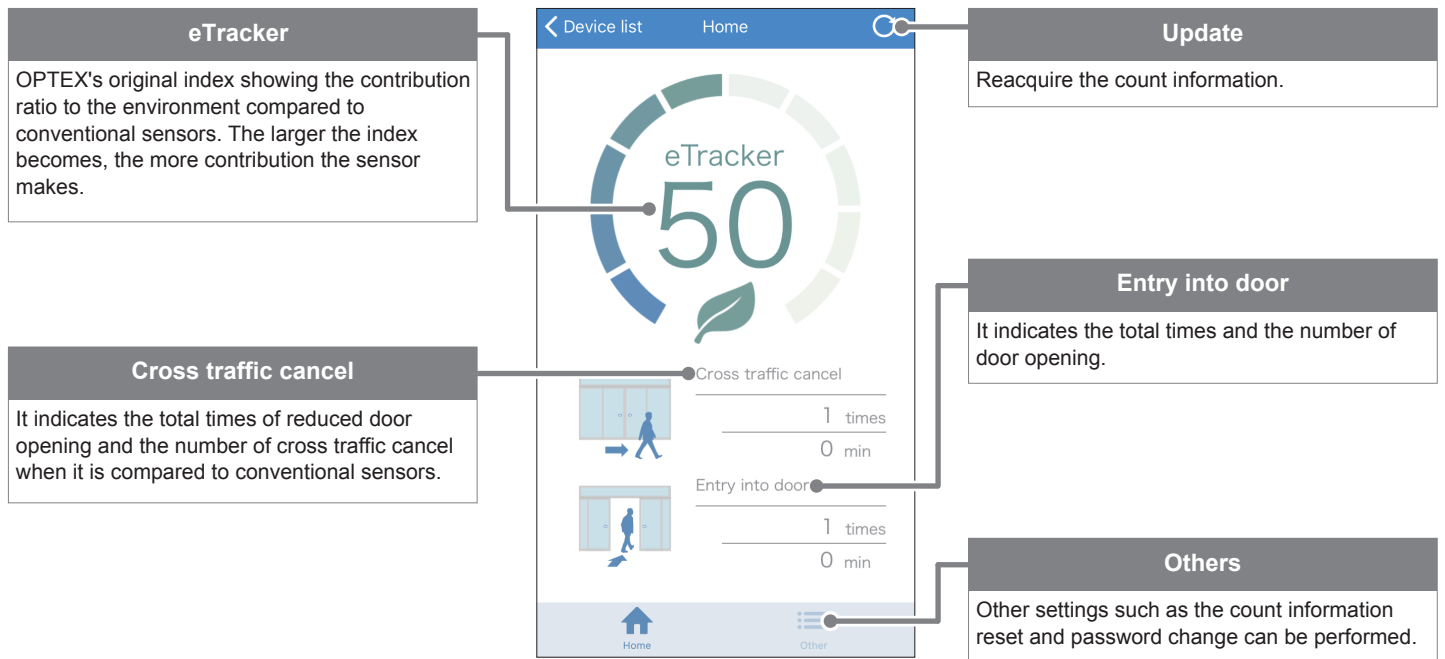


Check "Save password" to omit input of the password.

Continued to back. →

Usage procedure (continued)

5 Home screen is displayed, and the current eTracker is shown.



6 When tapping [Others] on Home Screen, the various setting change can be performed.



* iPhone, iPad and iPod touch are registered trademarks of Apple Inc., registered in the U.S. and other countries.

* App Store is the service mark of Apple Inc.

* The Bluetooth® word mark and logos are registered trademarks owned by the Bluetooth SIG, Inc. and any use of such marks by OPTEX CO., LTD. is under license.

Manufacturer

OPTEX CO., LTD.

5-8-12 Ogoto Otsu 520-0101, Japan
TEL.: +81(0)77 579 8700 FAX.: +81(0)77 579 7030
WEBSITE: www.optex.net

North and South America Subsidiary

OPTEX INCORPORATED

18730 S. Wilmington Avenue, Suite 100 Rancho Dominguez CA 90220 U.S.A.
TEL.: +1-800-877-6656 FAX.: +1(310)898-1098
WEBSITE: www.ot-inc.com

European Subsidiary

OPTEX Technologies B.V.

Henricuskade 17, 2497 NB The Hague, The Netherlands
TEL.: +31(0)70 419 41 00 FAX.: +31(0)70 317 73 21
E-MAIL: info@optex.eu WEBSITE: www.optex.eu

East coast office

8510 McAlpines Park Drive, Suite 108
Charlotte, NC 28211 U.S.A.
TEL.: +1-800-877-6656 FAX.: +1(704)365-0818
WEBSITE: www.ot-inc.com

[Memo] Login password