






Farmyard Opposite Jigsaws

Cut along the dotted lines to make some fun farmyard activity puzzles.
Mix the pieces up and try to match the two opposites together. For extra durability you could stick these onto cardboard.



Follow us:



© 2020 Orchard Toys Ltd



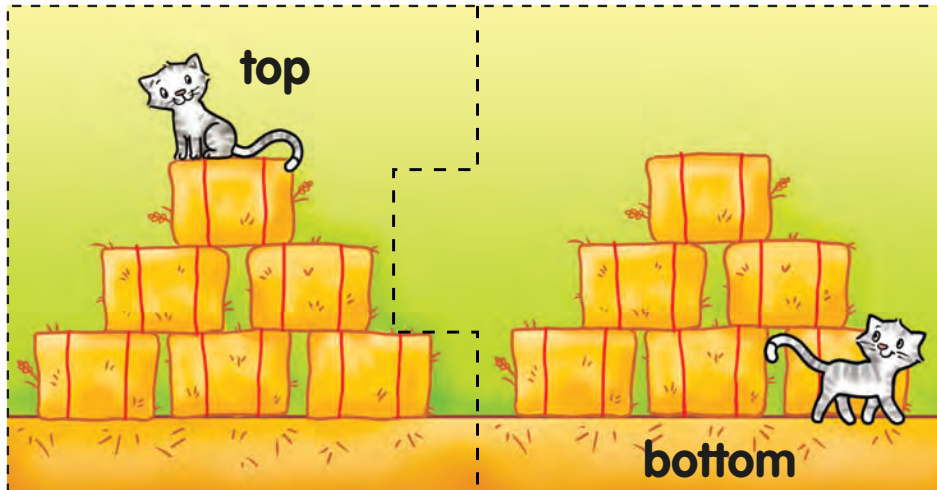
#LoveOrchardToys

www.orchardtoys.com



Farmyard Opposite Jigsaws 2

Cut along the dotted lines to make some fun farmyard activity puzzles.
Mix the pieces up and try to match the two opposites together. For extra durability you could stick them onto cardboard.



Follow us:



© 2020 Orchard Toys Ltd


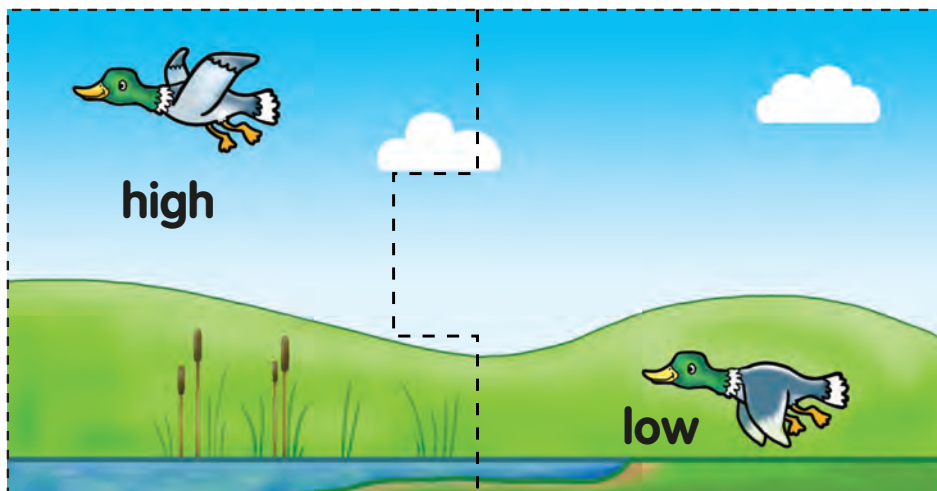

#LoveOrchardToys

www.orchardtoys.com



Farmyard Opposite Jigsaws 3

Cut along the dotted lines to make some fun farmyard activity puzzles.
Mix the pieces up and try to match the two opposites together. For extra durability you could stick them onto cardboard.



Follow us:



© 2020 Orchard Toys Ltd




#LoveOrchardToys

www.orchardtoys.com



Farmyard Opposite Jigsaws 4

Cut along the dotted lines to make some fun farmyard activity puzzles.
Mix the pieces up and try to match the two opposites together. For extra durability you could stick them onto cardboard.



Follow us:



© 2020 Orchard Toys Ltd

#LoveOrchardToys

www.orchardtoys.com