





How to Draw a Cat

Using basic shapes learn how to draw this fun cat face!

We suggest using a pencil for steps 1-to-4, then either pens or colouring pencils for steps 5 and 6.



1 Draw a circle for the head.



2 Add three triangles.




3 Draw on eyes and whiskers.



4 Add the important details.



5 Now trace your outline.



6 Colour in your cat!