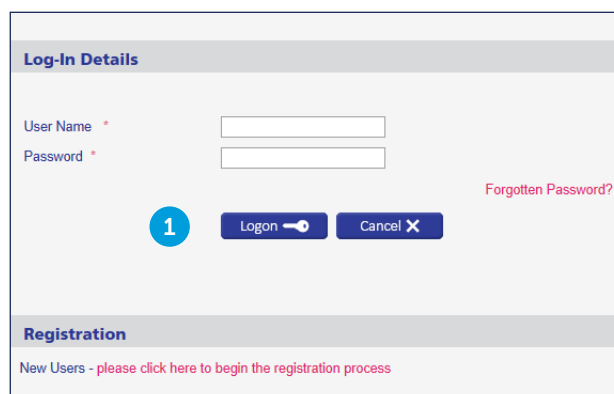


Setting your preferred submission routes if you are Directly Authorised

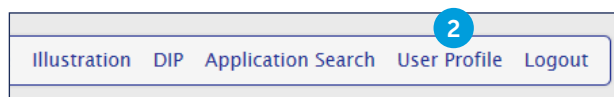
If you are Directly Authorised, before you start submitting cases you will need to select your preferred submission routes. To do so, simply follow the 6 simple steps detailed below.

If you aren't already a registered broker with Precise Mortgages, you can register with us by visiting precisemortgages.co.uk.



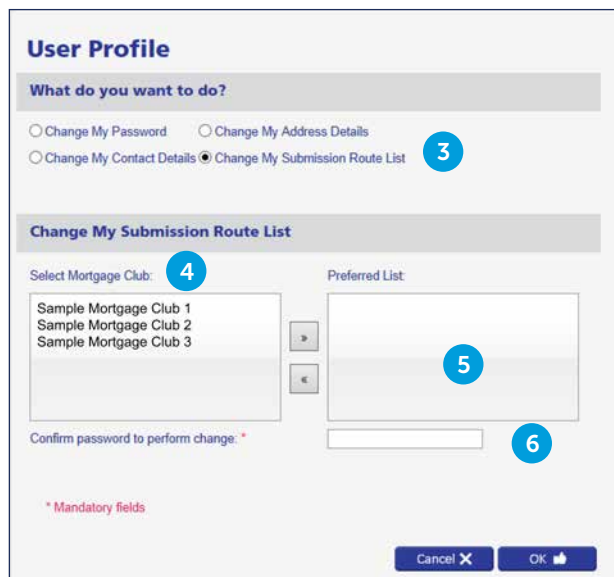
The screenshot shows the 'Log-In Details' form. It has two input fields for 'User Name' and 'Password', both marked with an asterisk. A 'Logon' button with a key icon and a 'Cancel' button with an 'X' icon are at the bottom. A 'Forgotten Password?' link is on the right. A blue circle with the number '1' is overlaid on the 'Logon' button. Below the form is a 'Registration' section with a link: 'New Users - please click here to begin the registration process'.

1 Log in by entering your chosen 'User Name' and 'Password'



The screenshot shows a horizontal navigation menu with the following items: 'Illustration', 'DIP', 'Application Search', 'User Profile', and 'Logout'. A blue circle with the number '2' is overlaid on the 'User Profile' link.

2 Once logged in, click on the 'User Profile' option, located in the top menu bar.



The screenshot shows the 'User Profile' page. Under the heading 'What do you want to do?', there are four radio button options: 'Change My Password', 'Change My Address Details', 'Change My Contact Details', and 'Change My Submission Route List'. The last option is selected and has a blue circle with the number '3' overlaid. Below this is the 'Change My Submission Route List' section. It has a 'Select Mortgage Club:' label with a blue circle '4' and a list of three sample mortgage clubs. To the right is a 'Preferred List' box with a blue circle '5' overlaid. Below these is a 'Confirm password to perform change:' label with a blue circle '6' and an input field. At the bottom are 'Cancel' and 'OK' buttons. A note at the bottom left says '* Mandatory fields'.

3 To select or change your preferred Mortgage Club(s), simply click on 'Change My Submission Route List'.

4 This will then display a list of Mortgage Clubs registered with Precise Mortgages.

5 You can choose as many or as few as you would like by moving them across to the 'Preferred List' box. Simply click on your preferred route and click the arrow button. Going forward when submitting a case you will only need to choose from this personalised list to set the Mortgage Club you want to use.

6 Any changes will need to be confirmed by entering your password and clicking the 'OK' button.

We can provide literature in large print, Braille and audio tape. Please ask us for this leaflet in an alternative format if you need it.