

Registering with us only takes a few minutes

- ▶ There is no need to wait for our confirmation by email or post, once validated you have everything you need to do business.
- ▶ To avoid delays in paying your procuration fees, we will send a bank details form to your registered office for completion, which should be returned with a copy of your letterhead.
- ▶ Once registered you will be the first to hear the latest news from Precise Mortgages.

How to register

To register simply click the 'Register with us' button at precisemortgages.co.uk

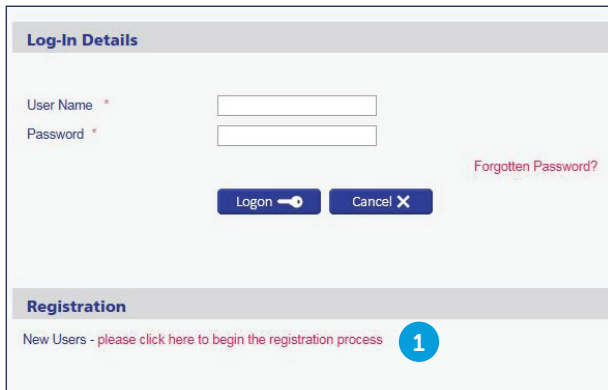
- 1 Click 'New Users' – please click here to begin the registration process, which appears underneath the 'Registration' header.
- 2 Register your company using your Financial Services Register number (shown on the screen as 'Your Company FCA number'). Hit the 'Search' button and this will bring up the details associated to this number.
- 3 Select your preferred correspondence address; this can be either your company location or a new location.
- 4 Click 'next' to advance to the personal details form. Register your personal details, enter your chosen log in user name and password (minimum of 8 digits, maximum 12), then read and accept the intermediary website terms of business.

Registration is now complete; you will receive an email confirming this. You are now ready to submit business, simply click the 'Home' button to return to the log in page.

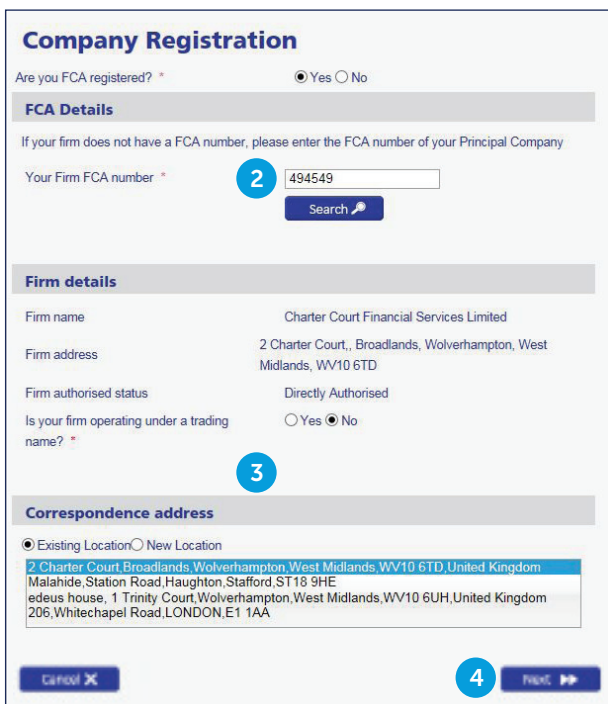
Logging in

- 5 To log in enter your user name and password.
- 6 If you have forgotten your password, please click 'Forgotten Password?', you will be asked to confirm a few key personal details before being able to reset your password.

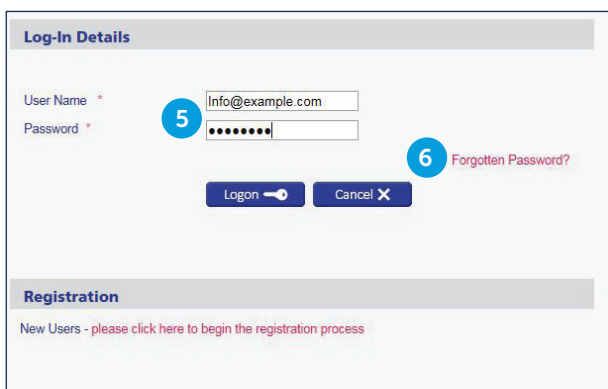
Once you have logged in, **everything you need is just a click away!** You'll find personal messages from Precise Mortgages and your recent case history.



The screenshot shows the 'Log-In Details' section of the registration process. It includes a 'User Name' field, a 'Password' field, and a 'Forgotten Password?' link. Below the fields are 'Logon' and 'Cancel' buttons. The 'Registration' section below contains a link for 'New Users' with a circled '1' next to it.



The screenshot shows the 'Company Registration' form. It starts with a question 'Are you FCA registered?' with 'Yes' selected. The 'FCA Details' section has a 'Your Firm FCA number' field with '494549' entered and a 'Search' button. The 'Firm details' section shows 'Charter Court Financial Services Limited' and its address. The 'Correspondence address' section has 'Existing Location' selected and a list of addresses, with the first one highlighted. A 'Next' button is at the bottom right with a circled '4' next to it.



The screenshot shows the 'Log-In Details' section again. The 'User Name' field contains 'info@example.com' and the 'Password' field contains masked characters. A 'Forgotten Password?' link is visible with a circled '6' next to it. The 'Registration' section below contains a link for 'New Users' with a circled '1' next to it.