

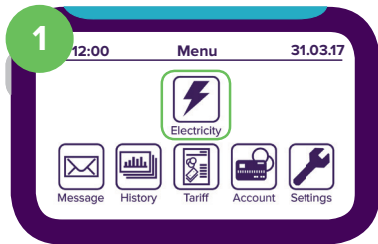
All about your smart meter boost functionality



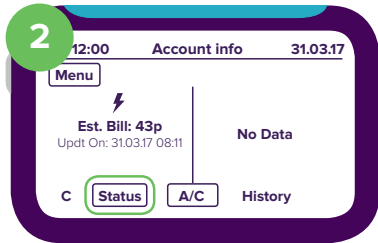
The flexibility to boost your heating
up to four times every 24 hours

How to **boost** your heating

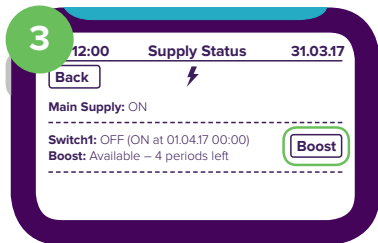
Activating a boost using your smart meter display



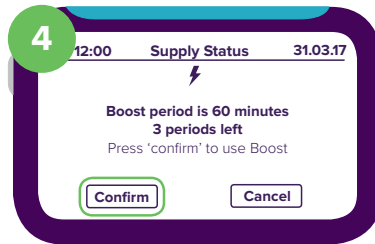
Tap the Electricity icon.



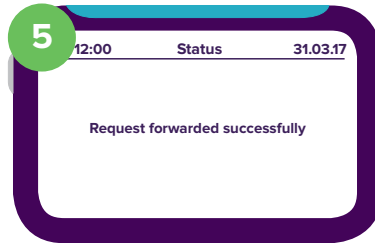
Tap Status at the bottom of the screen.



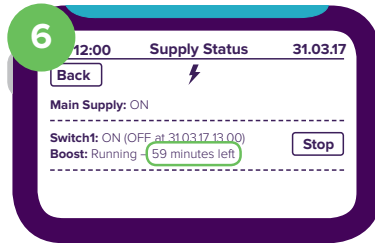
Tap Boost to continue. This screen shows you how many boosts you have left for this day. You can boost up to 4 times in 24 hours. This screen also shows when your heating is due to switch on automatically.



Tap Confirm to activate the boost. If you've changed your mind, tap Cancel. Each boost lasts for up to 60 minutes.



You'll see a confirmation message on screen and if you're standing close to your meter, you'll hear it click.



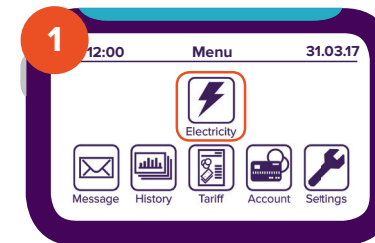
To check how long your boost has left, tap Electricity on the main menu and then Status.

As well as showing you how much energy you're using in real time, you can use your smart meter to get 'on demand' boosts from your heaters.

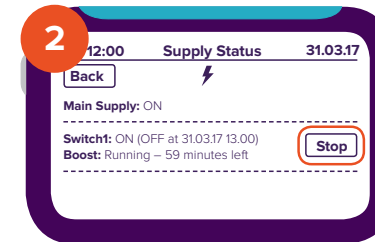
Your electricity meter supports your storage heaters, they store heat and release it based on your storage heater settings. Power is sent to your storage heaters at off-peak times - when it's cheapest.

If you need to generate heat outside of off peak times, you can use the 'boost' functionality to provide a temporary boost to your heating.

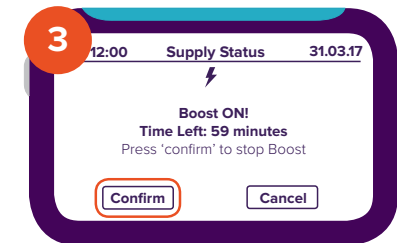
Switching off an active boost using your smart meter display



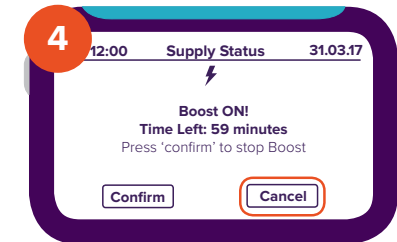
Tap Electricity on the main menu and then Status.



Tap Stop on the right hand side.



Tap Confirm to switch off the boost.



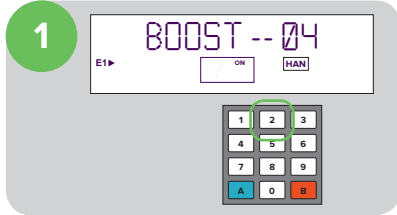
To carry on using your boost for the remainder of the period tap Cancel. You'll need to wait 10 seconds before activating a new boost.

It's worth remembering that **using energy during peak times is more expensive than at off-peak times**, so you may see an increase in your bills if you rely on boosts to heat your home.

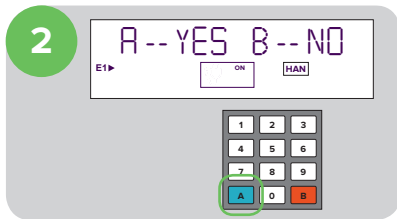
Have a question about boost functionality? Call us on **0333 777 0 777**

You can also activate **boost functionality** to heat your home using your electricity smart meter. Simply follow the steps below.

Activating a boost using your electricity smart meter

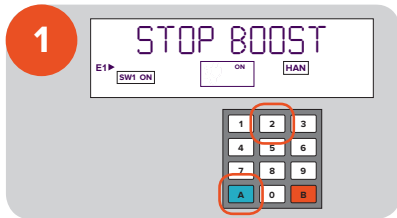


Press 2 on your electricity meter keypad to see how many boosts you have left in the coming 24 hours.

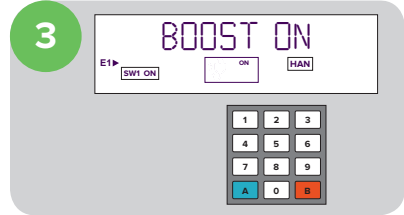


Press the blue A button to activate the boost for up to 60 minutes.

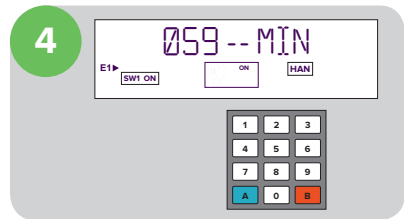
Switching off an active boost using your electricity smart meter



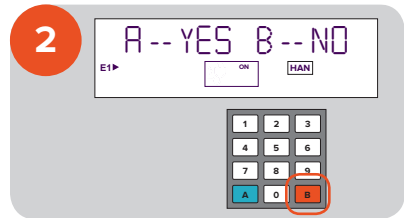
Press 2 on your meter keypad, then the blue **A button** to stop the boost.



You'll hear a click when the boost has been activated, and your meter display will read 'BOOST ON'.



Press 2 on the keypad. The display will show you how long the boost has left. Each boost lasts for 60 minutes unless you switch it off on the meter or on your smart meter display.



To carry on using the boost for the rest of the 60 minute period, **press the red B button.**

If you stop a boost before it runs out, the remaining time will expire but you won't be charged. You'll need to wait 10 seconds before activating a new boost.

Have a question about boost functionality? Call us on **0333 777 0 777**