

Circuito de Jerez
Euroformula Open
Free Practice - 2
Provisional Results



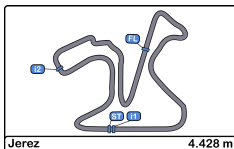
Clas	Nº	Entrant	Nat	Driver	Nat	Cat	Clas	Chassis	Team	Laps	Best	Time	Gap	Interval	Km/h
1	58	Drivex School	ESP	Javier Gonzalez	MEX	R	1	Dallara F312	Drivex School	14	12	1:37.188			164.0
2	28	Carlin Motorsport	GBR	Cameron Das	USA			Dallara F312	Carlin Motorsport	12	12	1:37.335	0.147	0.147	163.7
3	4	RP Motorsport	ITA	Felipe Drugovich	BRA			Dallara F312	RP Motorsport	12	10	1:37.370	0.182	0.035	163.7
4	18	Campos Racing	ESP	Marcos Siebert	ARG			Dallara F312	Campos Racing	14	12	1:37.414	0.226	0.044	163.6
5	34	Carlin Motorsport	GBR	Matheus Iorio	BRA			Dallara F312	Carlin Motorsport	13	13	1:37.431	0.243	0.017	163.6
6	10	RACE	ESP	Bent Viscaal	NLD	R	2	Dallara F312	Teo Martin Motorsport	14	14	1:37.476	0.288	0.045	163.5
7	6			Mercedes				Dallara F312		4	4	1:37.584	0.396	0.108	163.3
8	8	Drivex School	ESP	Lukas Dunner	AUT	R	3	Dallara F312	Drivex School	13	12	1:37.628	0.440	0.044	163.2
9	1	RP Motorsport	ITA	David Schumacher	DEU	R	4	Dallara F312	RP Motorsport	14	14	1:37.679	0.491	0.051	163.1
10	77	RP Motorsport	ITA	Guilherme Samaia	BRA			Dallara F312	RP Motorsport	11	9	1:37.723	0.535	0.044	163.1
11	11	Campos Racing	ESP	Petru Florescu	ROU			Dallara F312	Campos Racing	14	11	1:37.840	0.652	0.117	162.9
12	3	RP Motorsport	ITA	Christian Hahn	BRA			Dallara F312	RP Motorsport	11	10	1:38.014	0.826	0.174	162.6
13	51	RACE	ESP	Aldo Festante	ITA	R	5	Dallara F312	Teo Martin Motorsport	13	13	1:39.147	1.959	1.133	160.7
14	5	Carlin Motorsport	GBR	Dev Gore	USA	R	6	Dallara F312	Carlin Motorsport	16	14	1:39.390	2.202	0.243	160.3
15	7			Volkswagen				Dallara F312		2	2	29:41.854	28:04.6	28:02.4	08.9

Published at:.....

Track Temp: 25.8 °C Air Temp: 27.6 °C Humidity: 33 % Track Status: DRY

Stewards:	Race Director:	Timekeeper: 
-----------	----------------	---





Circuito de Jerez
Euroformula Open
Free Practice - 2
Provisional Results by Class



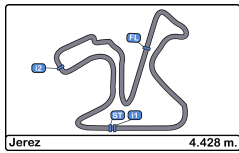
Clas	Nº	Entrant	Nat	Driver	Nat	Cat	Clas	Chassis	Team	Laps	Best	Time	Gap	Interval	Km/h
1	28	Carlin Motorsport	GBR	Cameron Das	USA			Dallara F312	Carlin Motorsport	12	12	1:37.335			163.7
2	4	RP Motorsport	ITA	Felipe Drugovich	BRA			Dallara F312	RP Motorsport	12	10	1:37.370	0.035	0.035	163.7
3	18	Campos Racing	ESP	Marcos Siebert	ARG			Dallara F312	Campos Racing	14	12	1:37.414	0.079	0.044	163.6
4	34	Carlin Motorsport	GBR	Matheus Iorio	BRA			Dallara F312	Carlin Motorsport	13	13	1:37.431	0.096	0.017	163.6
5	6			Mercedes				Dallara F312		4	4	1:37.584	0.249	0.153	163.3
6	77	RP Motorsport	ITA	Guilherme Samaia	BRA			Dallara F312	RP Motorsport	11	9	1:37.723	0.388	0.139	163.1
7	11	Campos Racing	ESP	Petru Florescu	ROU			Dallara F312	Campos Racing	14	11	1:37.840	0.505	0.117	162.9
8	3	RP Motorsport	ITA	Christian Hahn	BRA			Dallara F312	RP Motorsport	11	10	1:38.014	0.679	0.174	162.6
9	7			Volkswagen				Dallara F312		2	2	29:41.854	28:04.5	28:03.8	08.9
Rookie															
1	58	Drivex School	ESP	Javier Gonzalez	MEX	R	1	Dallara F312	Drivex School	14	12	1:37.188			164.0
2	10	RACE	ESP	Bent Viscaal	NLD	R	2	Dallara F312	Teo Martin Motorsport	14	14	1:37.476	0.288	0.288	163.5
3	8	Drivex School	ESP	Lukas Dunner	AUT	R	3	Dallara F312	Drivex School	13	12	1:37.628	0.440	0.152	163.2
4	1	RP Motorsport	ITA	David Schumacher	DEU	R	4	Dallara F312	RP Motorsport	14	14	1:37.679	0.491	0.051	163.1
5	51	RACE	ESP	Aldo Festante	ITA	R	5	Dallara F312	Teo Martin Motorsport	13	13	1:39.147	1.959	1.468	160.7
6	5	Carlin Motorsport	GBR	Dev Gore	USA	R	6	Dallara F312	Carlin Motorsport	16	14	1:39.390	2.202	0.243	160.3

Published at:.....

Track Temp: 25.8 °C Air Temp: 27.6 °C Humidity: 33 % Track Status: DRY

Stewards:	Race Director:	Timekeeper:
-----------	----------------	-------------





Circuito de Jerez
Euroformula Open
Free Practice - 2
Lap Analysis



1 David Schumacher R Dallara F312 **5** Dev Gore R Dallara F312
 RP Motorsport Carlin Motorsport

Lap	D	Time	Sector 1	Sector 2	Sector 3	T. Spd	Elapsed	Lap	D	Time	Sector 1	Sector 2	Sector 3	T. Spd	Elapsed	
1		11:31:04.668	P				11:31:04.668	1		11:30:25.949	P				11:30:25.949	
2		1:59.797	47.947	31.356	40.494	166.1	11:33:04.465	2		1:51.971	46.233	29.969	35.769	201.8	11:32:17.920	
3		1:42.687	38.160	27.473	37.054	206.1	11:34:47.152	3		1:40.740	38.156	27.583	35.001	209.3	11:33:58.660	
4		1:39.157	37.569	27.013	34.575	208.8	11:36:26.309	4		1:40.208	37.872	27.410	34.926	210.1	11:35:38.868	
5		1:39.298	37.648	27.054	34.596	209.3	11:38:05.607	5		1:41.040	38.239	27.658	35.143	204.1	11:37:19.908	
6		1:39.154	37.667	27.034	34.453	208.4	11:39:44.761	6		1:41.599	38.243	27.740	35.616	202.6	11:39:01.507	
7		1:39.769	37.726	27.070	34.973	207.2	11:41:24.530	7		1:41.038	38.204	27.584	35.250	205.7	11:40:42.545	
8		1:39.068	37.711	27.067	34.290	207.6	11:43:03.598	8		1:40.182	38.034	27.482	34.666	207.2	11:42:22.727	
9		1:39.118	37.614	26.926	34.578	208.0	11:44:42.716	9		7:06.064	P	37.978	27.432	6:00.654	210.5	11:49:28.791
10		4:27.049	P	38.268	27.037	3:21.744	207.2	11:49:09.765	10		1:49.252	44.412	29.258	35.582	200.3	11:51:18.043
11		1:55.434	46.429	28.748	40.257	202.2	11:51:05.199	11		1:40.247	38.086	27.445	34.716	210.1	11:52:58.290	
12		1:38.763	37.728	26.977	34.058	206.8	11:52:43.962	12		1:39.911	38.061	27.123	34.727	206.5	11:54:38.201	
13		1:38.365	37.363	26.933	34.069	208.4	11:54:22.327	13		1:39.532	37.865	27.125	34.542	208.8	11:56:17.733	
14		1:37.679	37.094	26.507	34.078	209.3	11:56:00.006	14		1:39.390	37.756	27.011	34.623	212.5	11:57:57.123	
15			44.231	32.488		133.0		15		1:40.593	37.547	26.908	36.138	208.8	11:59:37.716	

3 Christian Hahn Dallara F312 **6** Mercedes Dallara F312
 RP Motorsport

Lap	D	Time	Sector 1	Sector 2	Sector 3	T. Spd	Elapsed	Lap	D	Time	Sector 1	Sector 2	Sector 3	T. Spd	Elapsed
1		11:36:57.500	P				11:36:57.500	1		11:31:45.059	P				11:31:45.059
2		1:49.387	45.350	28.277	35.760	207.2	11:38:46.887	2		1:51.739	44.030	30.747	36.962	204.1	11:33:36.798
3		1:38.947	37.591	26.908	34.448	208.0	11:40:25.834	3		1:38.136	37.252	26.901	33.983	207.6	11:35:14.934
4		1:46.923	39.160	32.392	35.371	144.1	11:42:12.757	4		1:37.584	37.019	26.645	33.920	209.7	11:36:52.518
5		1:39.467	37.818	27.135	34.514	206.1	11:43:52.224	5			37.143	26.912		208.8	
6		7:39.393	P	37.512	26.968	6:34.913	210.9	11:51:31.617							
7		1:54.428	49.506	29.312	35.610	206.8	11:53:26.045								
8		1:42.187	38.608	28.050	35.529	209.7	11:55:08.232								
9		1:38.099	37.295	26.498	34.306	211.3	11:56:46.331								
10		1:38.014	37.133	26.768	34.113	210.9	11:58:24.345								
11		1:38.334	37.159	26.833	34.342	210.9	12:00:02.679								
12			38.539	27.308		210.5									

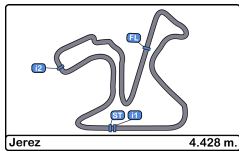
4 Felipe Drugovich Dallara F312 **7** Volkswagen Dallara F312
 RP Motorsport

Lap	D	Time	Sector 1	Sector 2	Sector 3	T. Spd	Elapsed	Lap	D	Time	Sector 1	Sector 2	Sector 3	T. Spd	Elapsed	
1		11:30:55.378	P				11:30:55.378	1		11:31:29.502	P				11:31:29.502	
2		1:59.906	53.560	30.510	35.836	163.1	11:32:55.284	2		29:41.854	P	49.016	34.774	28:18.064	166.4	12:01:11.356
3		1:46.145	38.453	28.622	39.070	207.6	11:34:41.429	3			57.062	36.024		148.5		
4		1:38.645	37.514	26.783	34.348	209.7	11:36:20.074									
5		1:38.209	37.173	26.772	34.264	210.9	11:37:58.283									
6		1:50.123	37.226	27.577	45.320	210.9	11:39:48.406									
7		1:38.427	37.411	26.692	34.324	210.1	11:41:26.833									
8		4:12.843	P	37.398	26.743	3:08.702	210.9	11:45:39.676								
9		1:54.867	50.186	28.646	36.035	202.6	11:47:34.543									
10		1:37.370	37.095	26.427	33.848	208.8	11:49:11.913									
11		1:50.298	37.615	33.595	39.088	201.8	11:51:02.211									
12		1:39.175	37.132	27.013	35.030	209.3	11:52:41.386									
13			36.915	33.632		210.5										

8 Lukas Dunner R Dallara F312
 Drivex School

Lap	D	Time	Sector 1	Sector 2	Sector 3	T. Spd	Elapsed	
1		11:32:06.550	P				11:32:06.550	
2		1:52.708	43.890	28.677	40.141	195.2	11:33:59.258	
3		1:50.780	41.071	33.097	36.612	200.7	11:35:50.038	
4		1:38.670	37.589	26.747	34.334	208.4	11:37:28.708	
5		1:38.273	37.273	26.729	34.271	211.3	11:39:06.981	
6		1:53.394	38.452	37.491	37.451	125.1	11:41:00.375	
7		1:38.609	37.488	26.693	34.428	208.4	11:42:38.984	
8		1:38.278	37.355	26.646	34.277	208.4	11:44:17.262	
9		6:28.566	P	37.479	26.752	5:24.335	206.8	11:50:45.828
10		1:52.626	46.278	29.498	36.850	201.4	11:52:38.454	
11		1:49.927	42.571	32.740	34.616	133.0	11:54:28.381	
12		1:37.628	37.050	26.435	34.143	209.7	11:56:06.009	
13		1:37.634	37.032	26.499	34.103	209.3	11:57:43.643	
14			37.878	26.635		206.1		





Circuito de Jerez
Euroformula Open
Free Practice - 2
Lap Analysis



10 Bent Viscaal R Dallara F312 **28** Cameron Das Dallara F312
 Teo Martin Motorsport Carlin Motorsport

Lap	D	Time	Sector 1	Sector 2	Sector 3	T. Spd	Elapsed	Lap	D	Time	Sector 1	Sector 2	Sector 3	T. Spd	Elapsed		
1		11:31:40.822	P		11:31:40.822		11:31:40.822	1		11:30:29.188	P		11:30:29.188		11:30:29.188		
2		1:49.388	44.826	28.513	36.049	204.5	11:33:30.210	2		1:47.450	43.791	28.710	34.949	203.7	11:32:16.638		
3		1:38.454	37.364	26.877	34.213	210.1	11:35:08.664	3		1:38.781	37.631	26.984	34.166	208.4	11:33:55.419		
4		1:38.519	37.301	26.908	34.310	213.4	11:36:47.183	4		1:38.237	37.467	26.781	33.989	208.8	11:35:33.656		
5		1:53.908	43.105	35.567	35.236	153.8	11:38:41.091	5		1:38.222	37.302	26.749	34.171	210.1	11:37:11.878		
6		1:38.301	37.439	26.731	34.131	210.9	11:40:19.392	6		1:38.425	37.387	26.745	34.293	208.8	11:38:50.303		
7		1:38.619	37.453	26.908	34.258	212.1	11:41:58.011	7		1:38.184	37.363	26.600	34.221	209.3	11:40:28.487		
8		5:41.932	P	37.319	28.502	4:36.111	206.5	11:47:39.943	8		9:33.693	P	37.376	26.702	8:29.615	214.7	11:50:02.180
9		1:46.889	44.996	27.442	34.451	204.9	11:49:26.832	9		2:01.829	45.362	34.443	42.024	112.6	11:52:04.009		
10		1:48.181	38.016	27.525	42.640	206.1	11:51:15.013	10		1:43.065	39.248	28.683	35.134	153.8	11:53:47.074		
11		1:37.902	37.201	26.563	34.138	211.7	11:52:52.915	11		1:37.527	36.923	26.369	34.235	208.0	11:55:24.601		
12		1:37.585	37.161	26.431	33.993	211.3	11:54:30.500	12		1:37.335	36.964	26.441	33.930	214.7	11:57:01.936		
13		1:59.863	45.220	37.418	37.225	144.0	11:56:30.363	13			37.047	26.475		212.5			
14		1:37.476	37.015	26.553	33.908	211.7	11:58:07.839	34									
15			36.924	26.474		211.3											

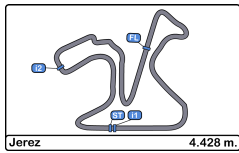
11 Petru Florescu Dallara F312
 Campos Racing

Lap	D	Time	Sector 1	Sector 2	Sector 3	T. Spd	Elapsed	Lap	D	Time	Sector 1	Sector 2	Sector 3	T. Spd	Elapsed		
1		11:30:28.613	P		11:30:28.613		11:30:28.613	1		11:30:56.627	P		11:30:56.627		11:30:56.627		
2		1:52.081	46.523	29.163	36.395	194.5	11:32:20.694	2		1:55.793	50.392	29.638	35.763	191.1	11:32:52.420		
3		1:40.410	38.025	27.321	35.064	208.4	11:34:01.104	3		1:41.500	38.500	28.010	34.990	205.3	11:34:33.920		
4		1:39.291	37.522	27.155	34.614	210.9	11:35:40.395	4		1:38.670	37.462	27.041	34.167	209.7	11:36:12.590		
5		1:43.570	37.470	27.245	38.855	211.7	11:37:23.965	5		1:38.222	37.213	26.878	34.131	208.0	11:37:50.812		
6		1:47.991	41.424	30.344	36.223	145.7	11:39:11.956	6		1:37.877	37.144	26.736	33.997	210.9	11:39:28.689		
7		1:39.595	37.854	27.099	34.642	208.8	11:40:51.551	7		1:42.418	37.085	26.660	38.673	210.9	11:41:11.107		
8		8:48.180	P	38.805	27.867	7:41.508	205.7	11:49:39.731	8		7:41.352	P	37.360	27.659	6:36.333	210.5	11:48:52.459
9		1:58.381	50.114	30.014	38.253	198.8	11:51:38.112	9		1:53.367	47.880	29.537	35.950	188.4	11:50:45.826		
10		1:43.479	39.932	28.305	35.242	196.3	11:53:21.591	10		1:40.751	38.046	27.835	34.870	210.5	11:52:26.577		
11		1:37.840	37.065	26.650	34.125	210.1	11:54:59.431	11		1:37.865	37.087	26.612	34.166	212.1	11:54:04.442		
12		1:37.941	37.085	26.516	34.340	210.5	11:56:37.372	12		1:37.538	36.964	26.506	34.068	210.1	11:55:41.980		
13		1:50.006	41.418	28.608	39.980	203.7	11:58:27.378	13		1:37.431	36.898	26.671	33.862	212.1	11:57:19.411		
14		1:38.413	37.430	26.655	34.328	210.5	12:00:05.791	14			37.106	27.275		209.7			
15			39.000	27.632		207.6		51									

18 Marcos Siebert Dallara F312
 Campos Racing

Lap	D	Time	Sector 1	Sector 2	Sector 3	T. Spd	Elapsed	Lap	D	Time	Sector 1	Sector 2	Sector 3	T. Spd	Elapsed	
1		11:31:19.689	P		11:31:19.689		11:31:19.689	1		11:32:38.588	P		11:32:38.588		11:32:38.588	
2		1:52.980	49.542	28.104	35.334	205.7	11:33:12.669	2		1:49.349	46.166	28.124	35.059	204.1	11:34:27.937	
3		1:39.075	37.614	26.966	34.495	207.6	11:34:51.744	3		1:39.785	37.975	27.161	34.649	209.3	11:36:07.722	
4		1:38.483	37.346	26.708	34.429	208.4	11:36:30.227	4		1:44.940	37.725	28.740	38.475	212.5	11:37:52.662	
5		1:51.840	43.151	31.618	37.071	190.1	11:38:22.067	5		1:40.426	38.152	27.242	35.032	207.2	11:39:33.088	
6		1:38.497	37.454	26.775	34.268	208.8	11:40:00.564	6		1:39.948	38.133	27.183	34.632	211.7	11:41:13.036	
7		1:39.816	37.314	26.624	35.878	209.3	11:41:40.380	7		5:26.691	P	37.925	27.380	4:21.386	201.1	11:46:39.727
8		7:27.439	P	37.374	26.529	6:23.536	210.9	11:49:07.819	8		1:49.731	45.787	28.497	35.447	193.8	11:48:29.458
9		3:07.557	P	45.535	28.048	1:53.974	205.7	11:52:15.376	9		1:39.496	37.604	27.162	34.730	209.7	11:50:08.954
10		1:43.585	41.421	27.276	34.888	200.3	11:53:58.961	10		1:40.203	37.846	27.667	34.690	210.1	11:51:49.157	
11		1:37.588	37.117	26.418	34.053	210.5	11:55:36.549	11		1:50.282	41.846	32.101	36.335	197.4	11:53:39.439	
12		1:37.414	37.082	26.410	33.922	208.0	11:57:13.963	12		1:39.967	37.451	26.794	35.722	212.1	11:55:19.406	
13		1:50.670	42.560	31.676	36.434	160.0	11:59:04.633	13		1:39.147	37.542	27.131	34.474	210.5	11:56:58.553	
14		1:37.505	37.248	26.312	33.945	208.8	12:00:42.138	14			37.375	26.870		210.9		
15			42.676	26.817		201.4										





Circuito de Jerez
Euroformula Open
Free Practice - 2
Lap Analysis



58

Javier Gonzalez

R

Dallara F312

Drivex School

Lap	D	Time	Sector 1	Sector 2	Sector 3	T. Spd	Elapsed
1		11:31:23.031 P			11:31:23.031		11:31:23.031
2		2:18.321 P	50.037	31.069	57.215	180.3	11:33:41.352
3		2:04.630	55.206	31.206	38.218	169.8	11:35:45.982
4		1:38.456	37.526	26.909	34.021	201.8	11:37:24.438
5		1:38.132	37.206	26.836	34.090	213.8	11:39:02.570
6		1:54.435	43.849	33.870	36.716	193.8	11:40:57.005
7		1:38.460	37.543	26.753	34.164	204.9	11:42:35.465
8		6:24.474 P	37.333	26.684	5:20.457	205.7	11:48:59.939
9		2:08.493	51.018	36.806	40.669	155.8	11:51:08.432
10		1:47.452	41.828	31.184	34.440	194.5	11:52:55.884
11		1:47.974	41.107	31.059	35.808	168.4	11:54:43.858
12		1:37.188	36.920	26.336	33.932	210.9	11:56:21.046
13		1:51.788	37.860	36.715	37.213	159.5	11:58:12.834
14		1:37.226	37.034	26.436	33.756	208.4	11:59:50.060
15			45.693	31.386		197.8	

77

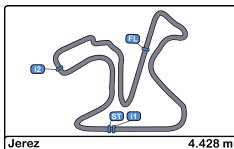
Guilherme Samaia

Dallara F312

RP Motorsport

Lap	D	Time	Sector 1	Sector 2	Sector 3	T. Spd	Elapsed
1		11:36:59.382 P			11:36:59.382		11:36:59.382
2		1:57.017	52.951	28.413	35.653	204.5	11:38:56.399
3		1:40.161	38.041	27.449	34.671	207.2	11:40:36.560
4		1:39.915	37.936	27.301	34.678	207.6	11:42:16.475
5		1:39.276	37.680	27.192	34.404	208.4	11:43:55.751
6		6:00.389 P	37.940	27.283	4:55.166	208.4	11:49:56.140
7		1:59.894	47.958	34.338	37.598	181.5	11:51:56.034
8		1:40.304	38.511	27.576	34.217	207.2	11:53:36.338
9		1:37.723	37.000	26.710	34.013	208.4	11:55:14.061
10		1:38.046	37.242	26.834	33.970	208.4	11:56:52.107
11		1:38.014	37.208	26.811	33.995	208.8	11:58:30.121
12			37.418	26.849		208.4	



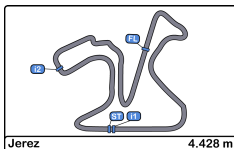


Circuito de Jerez
Euroformula Open
Free Practice - 2
Best Sectors Results



Sector - 1				Sector - 2				Sector - 3				Ideal Lap vs Best Lap				
Clas	Nº	Driver	Time	Nº	Driver	Time	Nº	Driver	Time	Clas	Nº	Driver	Ideal Lap	Best Lap	Clas	
1	34	Matheus Iorio	36.898	18	Marcos Siebert	26.312	58	Javier Gonzalez	33.756	1	58	Javier Gonzalez	1:37.012	1:37.188	1	
2	4	Felipe Drugovich	36.915	58	Javier Gonzalez	26.336	4	Felipe Drugovich	33.848	2	4	Felipe Drugovich	1:37.190	1:37.370	3	
3	58	Javier Gonzalez	36.920	28	Cameron Das	26.369	34	Matheus Iorio	33.862	3	28	Cameron Das	1:37.222	1:37.335	2	
4	28	Cameron Das	36.923	4	Felipe Drugovich	26.427	10	Bent Viscaal	33.908	4	10	Bent Viscaal	1:37.263	1:37.476	6	
5	10	Bent Viscaal	36.924	10	Bent Viscaal	26.431	6	Mercedes	33.920	5	34	Matheus Iorio	1:37.266	1:37.431	5	
6	77	Guilherme Samaia	37.000	8	Lukas Dunner	26.435	18	Marcos Siebert	33.922	6	18	Marcos Siebert	1:37.316	1:37.414	4	
7	6	Mercedes	37.019	3	Christian Hahn	26.498	28	Cameron Das	33.930	7	8	Lukas Dunner	1:37.570	1:37.628	8	
8	8	Lukas Dunner	37.032	34	Matheus Iorio	26.506	77	Guilherme Samaia	33.970	8	6	Mercedes	1:37.584	1:37.584	7	
9	11	Petru Florescu	37.065	1	David Schumacher	26.507	1	David Schumacher	34.058	9	1	David Schumacher	1:37.659	1:37.679	9	
10	18	Marcos Siebert	37.082	11	Petru Florescu	26.516	8	Lukas Dunner	34.103	10	77	Guilherme Samaia	1:37.680	1:37.723	10	
11	1	David Schumacher	37.094	6	Mercedes	26.645	3	Christian Hahn	34.113	11	11	Petru Florescu	1:37.706	1:37.840	11	
12	3	Christian Hahn	37.133	77	Guilherme Samaia	26.710	11	Petru Florescu	34.125	12	3	Christian Hahn	1:37.744	1:38.014	12	
13	51	Aldo Festante	37.375	51	Aldo Festante	26.794	51	Aldo Festante	34.474	13	51	Aldo Festante	1:38.643	1:39.147	13	
14	5	Dev Gore	37.547	5	Dev Gore	26.908	5	Dev Gore	34.480	14	5	Dev Gore	1:38.935	1:39.390	14	
15	7	Volkswagen	49.016	7	Volkswagen	34.774	7	Volkswagen	Transpon	15	7	Volkswagen	Transpon	Transpo	15	



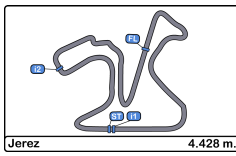


Circuito de Jerez
Euroformula Open
Free Practice - 2
Best 5 Lap Times



Cls	Nº	Entrant	Nat	Driver	Nat	Cat	Cls	Chassis	Team	Best 1		Best 2		Best 3		Best 4		Best 5	
										Time	Lap	Time	Lap	Time	Lap	Time	Lap	Time	Lap
1	58	Drivex School	ESP	Javier Gonzalez	MEX	R	1	Dallara F312	Drivex School	1:37.188	12	1:37.226	14	1:38.132	5	1:38.456	4	1:38.460	7
2	28	Carlin Motorsport	GBR	Cameron Das	USA			Dallara F312	Carlin Motorsport	1:37.335	12	1:37.527	11	1:38.184	7	1:38.222	5	1:38.237	4
3	4	RP Motorsport	ITA	Felipe Drugovich	BRA			Dallara F312	RP Motorsport	1:37.370	10	1:38.209	5	1:38.427	7	1:38.645	4	1:39.175	12
4	18	Campos Racing	ESP	Marcos Siebert	ARG			Dallara F312	Campos Racing	1:37.414	12	1:37.505	14	1:37.588	11	1:38.483	4	1:38.497	6
5	34	Carlin Motorsport	GBR	Matheus Iorio	BRA			Dallara F312	Carlin Motorsport	1:37.431	13	1:37.538	12	1:37.865	11	1:37.877	6	1:38.222	5
6	10	RACE	ESP	Bent Viscaal	NLD	R	2	Dallara F312	Teo Martin Motorsport	1:37.476	14	1:37.585	12	1:37.902	11	1:38.301	6	1:38.454	3
7	6			Mercedes				Dallara F312		1:37.584	4	1:38.136	3	1:51.739	2				
8	8	Drivex School	ESP	Lukas Dunner	AUT	R	3	Dallara F312	Drivex School	1:37.628	12	1:37.634	13	1:38.273	5	1:38.278	8	1:38.609	7
9	1	RP Motorsport	ITA	David Schumacher	DEU	R	4	Dallara F312	RP Motorsport	1:37.679	14	1:38.365	13	1:38.763	12	1:39.068	8	1:39.118	9
10	77	RP Motorsport	ITA	Guilherme Samaia	BRA			Dallara F312	RP Motorsport	1:37.723	9	1:38.014	11	1:38.046	10	1:39.276	5	1:39.915	4
11	11	Campos Racing	ESP	Petru Florescu	ROU			Dallara F312	Campos Racing	1:37.840	11	1:37.941	12	1:38.413	14	1:39.291	4	1:39.595	7
12	3	RP Motorsport	ITA	Christian Hahn	BRA			Dallara F312	RP Motorsport	1:38.014	10	1:38.099	9	1:38.334	11	1:38.947	3	1:39.467	5
13	51	RACE	ESP	Aldo Festante	ITA	R	5	Dallara F312	Teo Martin Motorsport	1:39.147	13	1:39.496	9	1:39.785	3	1:39.948	6	1:39.967	12
14	5	Carlin Motorsport	GBR	Dev Gore	USA	R	6	Dallara F312	Carlin Motorsport	1:39.390	14	1:39.407	16	1:39.532	13	1:39.911	12	1:40.182	8
15	7			Volkswagen				Dallara F312		29:41.85	2								



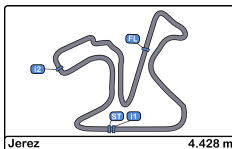


Circuito de Jerez
Euroformula Open
Free Practice - 2
Best 5 Top Speeds



Cls	Nº	Entrant	Nat	Driver	Nat	Cat	Cls	Chassis	Team	Top 1		Top 2		Top 3		Top 4		Top 5		Avg
										Km/h	Lap	Km/h	Lap	Km/h	Lap	Km/h	Lap	Km/h	Lap	
1	28	Carlin Motorsport	GBR	Cameron Das	USA			Dallara F312	Carlin Motorsport	214.7	8	214.7	12	212.5	13	210.1	5	209.3	7	212.2
2	58	Drivex School	ESP	Javier Gonzalez	MEX	R	1	Dallara F312	Drivex School	213.8	5	210.9	12	208.4	14	205.7	8	204.9	7	208.7
3	10	RACE	ESP	Bent Viscaal	NLD	R	2	Dallara F312	Teo Martin Motorsport	213.4	4	212.1	7	211.7	11	211.7	14	211.3	12	212.0
4	5	Carlin Motorsport	GBR	Dev Gore	USA	R	3	Dallara F312	Carlin Motorsport	212.5	14	210.5	9	210.5	17	210.1	4	210.1	11	210.7
5	51	RACE	ESP	Aldo Festante	ITA	R	4	Dallara F312	Teo Martin Motorsport	212.5	4	212.1	12	211.7	6	210.9	14	210.5	13	211.6
6	34	Carlin Motorsport	GBR	Matheus Iorio	BRA			Dallara F312	Carlin Motorsport	212.1	11	212.1	13	210.9	6	210.9	7	210.5	8	211.3
7	11	Campos Racing	ESP	Petru Florescu	ROU			Dallara F312	Campos Racing	211.7	5	210.9	4	210.5	12	210.5	14	210.1	11	210.7
8	3	RP Motorsport	ITA	Christian Hahn	BRA			Dallara F312	RP Motorsport	211.3	9	210.9	6	210.9	10	210.9	11	210.5	12	210.9
9	8	Drivex School	ESP	Lukas Dunner	AUT	R	5	Dallara F312	Drivex School	211.3	5	209.7	12	209.3	13	208.4	4	208.4	7	209.4
10	4	RP Motorsport	ITA	Felipe Drugovich	BRA			Dallara F312	RP Motorsport	210.9	5	210.9	6	210.9	8	210.5	13	210.1	7	210.6
11	18	Campos Racing	ESP	Marcos Siebert	ARG			Dallara F312	Campos Racing	210.9	8	210.5	11	209.3	7	208.8	6	208.8	14	209.7
12	6			Mercedes				Dallara F312		209.7	4	208.8	5	207.6	3	204.1	2			207.6
13	1	RP Motorsport	ITA	David Schumacher	DEU	R	6	Dallara F312	RP Motorsport	209.3	5	209.3	14	208.8	4	208.4	6	208.4	13	208.8
14	77	RP Motorsport	ITA	Guilherme Samaia	BRA			Dallara F312	RP Motorsport	208.8	11	208.4	5	208.4	6	208.4	9	208.4	10	208.5
15	7			Volkswagen				Dallara F312		166.4	2	148.5	3							157.4



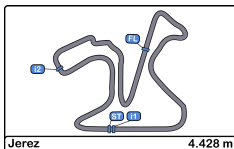


Circuito de Jerez
Euroformula Open
Free Practice - 2
Fastest Laps Sequence



Lap	Time of Day	Session Time	Nº	Entrant	Nat	Driver	Nat	Cat	Chassis	Team	Time	Km/h
2	11:32:16.638	2:16.638	28	Carlin Motorsport	GBR	Cameron Das	USA		Dallara F312	Carlin Motorsport	1:47.450	148.3
3	11:33:55.419	3:55.419	28	Carlin Motorsport	GBR	Cameron Das	USA		Dallara F312	Carlin Motorsport	1:38.781	161.3
3	11:35:08.664	5:08.664	10	RACE	ESP	Bent Viscaal	NLD	R	Dallara F312	Teo Martin Motorsport	1:38.454	161.9
3	11:35:14.934	5:14.934	6			Mercedes			Dallara F312		1:38.136	162.4
4	11:36:52.518	6:52.518	6			Mercedes			Dallara F312		1:37.584	163.3
10	11:49:11.913	19:11.913	4	RP Motorsport	ITA	Felipe Drugovich	BRA		Dallara F312	RP Motorsport	1:37.370	163.7
12	11:56:21.046	26:21.046	58	Drivex School	ESP	Javier Gonzalez	MEX	R	Dallara F312	Drivex School	1:37.188	164.0



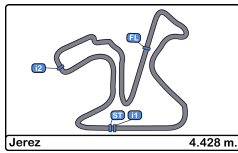


Circuito de Jerez
Euroformula Open
Free Practice - 2
Event Best Maximum Speed



Nº	Entrant	Nat	Driver	Nat	Cat	Clas	Chassis	Team	Km/h	Session
7			Volkswagen				Dallara F312		216.4	Free Practice - 1
28	Carlin Motorsport	GBR	Cameron Das	USA			Dallara F312	Carlin Motorsport	215.1	Free Practice - 1
11	Campos Racing	ESP	Petru Florescu	ROU			Dallara F312	Campos Racing	213.8	Free Practice - 1
58	Drivex School	ESP	Javier Gonzalez	MEX	R	1	Dallara F312	Drivex School	213.8	Free Practice - 2
10	RACE	ESP	Bent Viscaal	NLD	R	2	Dallara F312	Teo Martin Motorsport	213.4	Free Practice - 2
51	RACE	ESP	Aldo Festante	ITA	R	3	Dallara F312	Teo Martin Motorsport	212.5	Free Practice - 2
5	Carlin Motorsport	GBR	Dev Gore	USA	R	4	Dallara F312	Carlin Motorsport	212.5	Free Practice - 2
4	RP Motorsport	ITA	Felipe Drugovich	BRA			Dallara F312	RP Motorsport	212.1	Free Practice - 1
34	Carlin Motorsport	GBR	Matheus Iorio	BRA			Dallara F312	Carlin Motorsport	212.1	Free Practice - 2
3	RP Motorsport	ITA	Christian Hahn	BRA			Dallara F312	RP Motorsport	211.7	Free Practice - 1
8	Drivex School	ESP	Lukas Dunner	AUT	R	5	Dallara F312	Drivex School	211.7	Free Practice - 1
77	RP Motorsport	ITA	Guilherme Samaia	BRA			Dallara F312	RP Motorsport	211.3	Free Practice - 1
18	Campos Racing	ESP	Marcos Siebert	ARG			Dallara F312	Campos Racing	210.9	Free Practice - 2
6			Mercedes				Dallara F312		210.5	Free Practice - 1
1	RP Motorsport	ITA	David Schumacher	DEU	R	6	Dallara F312	RP Motorsport	209.3	Free Practice - 2





Circuito de Jerez
Euroformula Open
Free Practice - 2
Pit Stop Analysis



1 David Schumacher R RP Motorsport
 Dallara F312

Nr.	In Day Time	In Time	Out Time	Pit Time	T. Pit Time	Handicap	Penalty
1	11:46:17.311	11:46:17.311	11:49:09.765	2:52.454	2:52.454		

3 Christian Hahn RP Motorsport
 Dallara F312

Nr.	In Day Time	In Time	Out Time	Pit Time	T. Pit Time	Handicap	Penalty
1	11:45:25.902	11:45:25.902	11:51:31.617	6:05.715	6:05.715		

4 Felipe Drugovich RP Motorsport
 Dallara F312

Nr.	In Day Time	In Time	Out Time	Pit Time	T. Pit Time	Handicap	Penalty
1	11:42:58.979	11:42:58.979	11:45:39.676	2:40.697	2:40.697		

5 Dev Gore R Carlin Motorsport
 Dallara F312

Nr.	In Day Time	In Time	Out Time	Pit Time	T. Pit Time	Handicap	Penalty
1	11:43:56.499	11:43:56.499	11:49:28.791	5:32.292	5:32.292		

7 Volkswagen
 Dallara F312

Nr.	In Day Time	In Time	Out Time	Pit Time	T. Pit Time	Handicap	Penalty
1	11:33:29.379	11:33:29.379	12:01:11.356	27:41.97	27:41.977		
					7		

8 Lukas Dunner R Drivex School
 Dallara F312

Nr.	In Day Time	In Time	Out Time	Pit Time	T. Pit Time	Handicap	Penalty
1	11:33:51.010	11:33:51.010	11:50:45.828	16:54.81	16:54.818		
					8		

10 Bent Viscaal R Teo Martin Motorsport
 Dallara F312

Nr.	In Day Time	In Time	Out Time	Pit Time	T. Pit Time	Handicap	Penalty
1	11:43:33.419	11:43:33.419	11:47:39.943	4:06.524	4:06.524		

11 Petru Florescu Campos Racing
 Dallara F312

Nr.	In Day Time	In Time	Out Time	Pit Time	T. Pit Time	Handicap	Penalty
1	11:42:29.450	11:42:29.450	11:49:39.731	7:10.281	7:10.281		

18 Marcos Siebert Campos Racing
 Dallara F312

Nr.	In Day Time	In Time	Out Time	Pit Time	T. Pit Time	Handicap	Penalty
1	11:43:13.097	11:43:13.097	11:49:07.819	5:54.722	5:54.722		
2	11:50:50.538	11:50:50.538	11:52:15.376	1:24.838	7:19.560		

28 Cameron Das Carlin Motorsport
 Dallara F312

Nr.	In Day Time	In Time	Out Time	Pit Time	T. Pit Time	Handicap	Penalty
1	11:42:00.712	11:42:00.712	11:50:02.180	8:01.468	8:01.468		

34 Matheus Iorio Carlin Motorsport
 Dallara F312

Nr.	In Day Time	In Time	Out Time	Pit Time	T. Pit Time	Handicap	Penalty
1	11:42:46.159	11:42:46.159	11:48:52.459	6:06.300	6:06.300		

51 Aldo Festante R Teo Martin Motorsport
 Dallara F312

Nr.	In Day Time	In Time	Out Time	Pit Time	T. Pit Time	Handicap	Penalty
1	11:42:47.722	11:42:47.722	11:46:39.727	3:52.005	3:52.005		

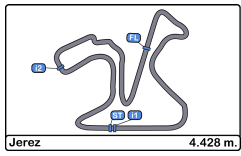
58 Javier Gonzalez R Drivex School
 Dallara F312

Nr.	In Day Time	In Time	Out Time	Pit Time	T. Pit Time	Handicap	Penalty
1	11:33:20.181	11:33:20.181	11:33:41.352	21.171	21.171		
2	11:44:13.904	11:44:13.904	11:48:59.939	4:46.035	5:07.206		

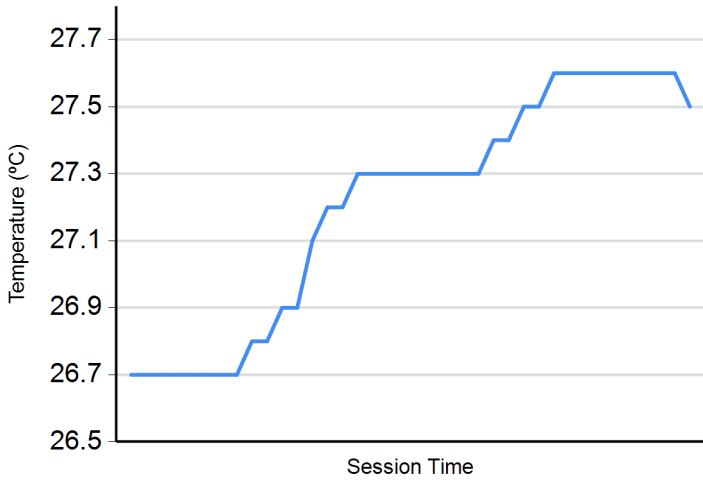
77 Guilherme Samaia RP Motorsport
 Dallara F312

Nr.	In Day Time	In Time	Out Time	Pit Time	T. Pit Time	Handicap	Penalty
1	11:45:29.605	11:45:29.605	11:49:56.140	4:26.535	4:26.535		

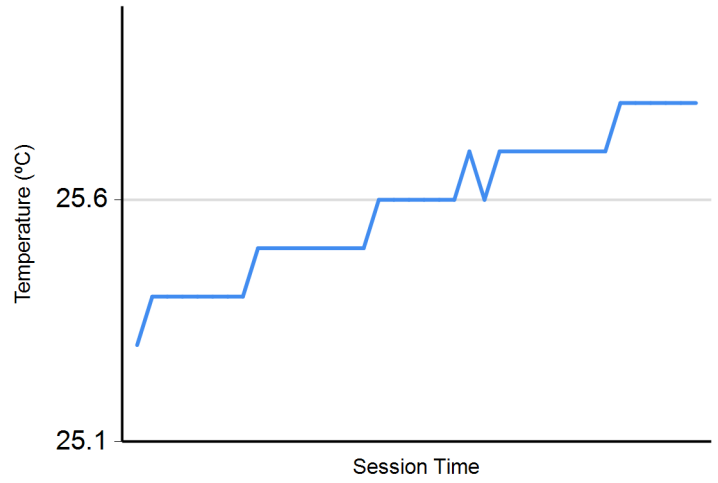




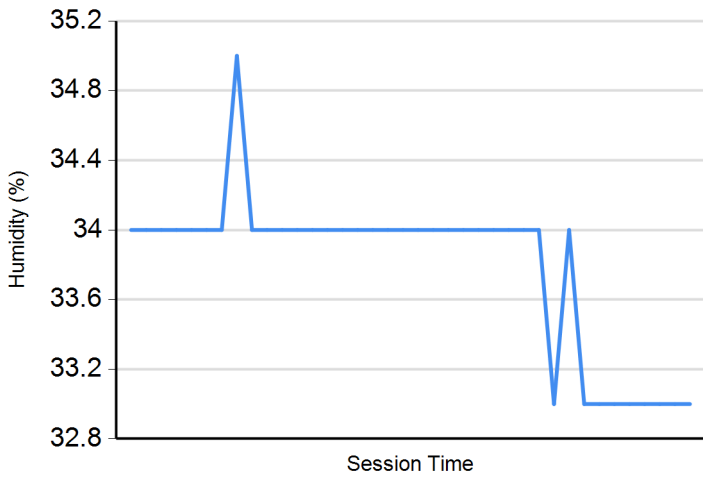
Air Temperature



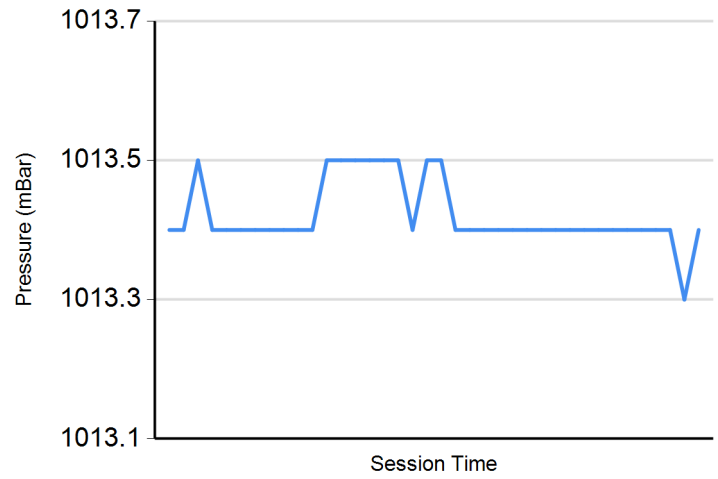
Track Temperature



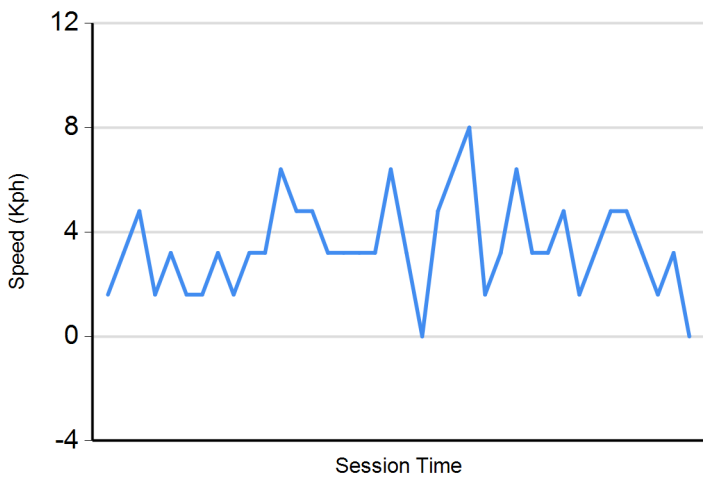
Humidity



Pressure

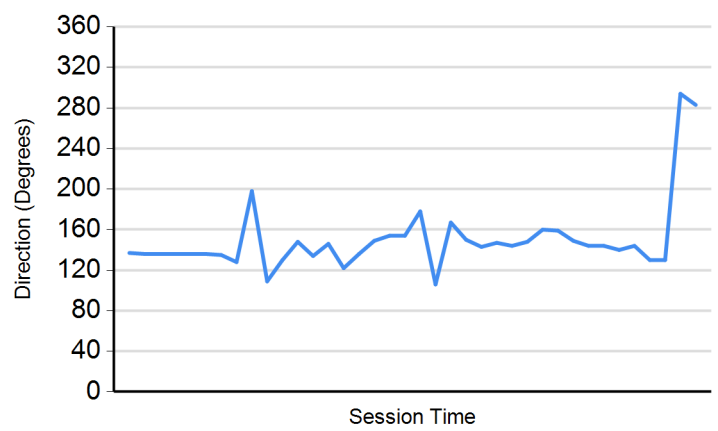


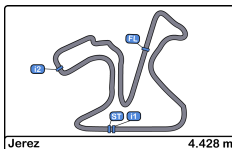
Wind Speed



Wind direction

North = 0°/360° Est = 90° South = 180° West = 270°





Circuito de Jerez
Euroformula Open
Free Practice 1 - 2
Results



Cls	Nº	Entrant	Nat	Driver	Nat	Cat	Cls	Chassis	Team	Laps	Free Practice - 1	Free Practice - 2	Best	Gap	Interval	Km/h		
1	6			Mercedes				Dallara F312		9	1:36.889	4	1:37.584	4	1:36.889	164.5		
2	58	Drivex School	ESP	Javier Gonzalez	MEX	R	1	Dallara F312	Drivex School	28	1:37.884	6	1:37.188	12	1:37.188	0.299	0.299	164.0
3	7			Volkswagen				Dallara F312		5	1:37.218	3	29:41.854	2	1:37.218	0.329	0.030	163.9
4	28	Carlin Motorsport	GBR	Cameron Das	USA			Dallara F312	Carlin Motorsport	26	1:37.367	12	1:37.335	12	1:37.335	0.446	0.117	163.7
5	4	RP Motorsport	ITA	Felipe Drugovich	BRA			Dallara F312	RP Motorsport	26	1:37.829	14	1:37.370	10	1:37.370	0.481	0.035	163.7
6	18	Campos Racing	ESP	Marcos Siebert	ARG			Dallara F312	Campos Racing	27	1:38.283	13	1:37.414	12	1:37.414	0.525	0.044	163.6
7	34	Carlin Motorsport	GBR	Matheus Iorio	BRA			Dallara F312	Carlin Motorsport	25	1:37.995	12	1:37.431	13	1:37.431	0.542	0.017	163.6
8	10	RACE	ESP	Bent Viscaal	NLD	R	2	Dallara F312	Teo Martin Motorsport	28	1:37.522	13	1:37.476	14	1:37.476	0.587	0.045	163.5
9	8	Drivex School	ESP	Lukas Dunner	AUT	R	3	Dallara F312	Drivex School	27	1:38.480	12	1:37.628	12	1:37.628	0.739	0.152	163.2
10	1	RP Motorsport	ITA	David Schumacher	DEU	R	4	Dallara F312	RP Motorsport	27	1:39.016	13	1:37.679	14	1:37.679	0.790	0.051	163.1
11	77	RP Motorsport	ITA	Guilherme Samaia	BRA			Dallara F312	RP Motorsport	26	1:38.281	14	1:37.723	9	1:37.723	0.834	0.044	163.1
12	11	Campos Racing	ESP	Petru Florescu	ROU			Dallara F312	Campos Racing	26	1:38.047	10	1:37.840	11	1:37.840	0.951	0.117	162.9
13	3	RP Motorsport	ITA	Christian Hahn	BRA			Dallara F312	RP Motorsport	26	1:38.814	11	1:38.014	10	1:38.014	1.125	0.174	162.6
14	51	RACE	ESP	Aldo Festante	ITA	R	5	Dallara F312	Teo Martin Motorsport	27	1:39.081	13	1:39.147	13	1:39.081	2.192	1.067	160.8
15	5	Carlin Motorsport	GBR	Dev Gore	USA	R	6	Dallara F312	Carlin Motorsport	32	1:40.006	16	1:39.390	14	1:39.390	2.501	0.309	160.3

Published at:.....

Stewards:	Race Director:	Timekeeper:

