

Circuito de Jerez
Euroformula Open
Free Practice - 3
Provisional Results



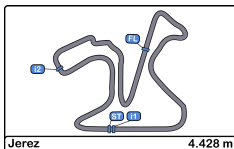
Clas	Nº	Entrant	Nat	Driver	Nat	Cat	Clas	Chassis	Team	Laps	Best	Time	Gap	Interval	Km/h
1	4	RP Motorsport	ITA	Felipe Drugovich	BRA			Dallara F312	RP Motorsport	10	10	1:37.839			162.9
2	10	RACE	ESP	Bent Viscaal	NLD	R	1	Dallara F312	Teo Martin Motorsport	13	10	1:38.404	0.565	0.565	161.9
3	1	RP Motorsport	ITA	David Schumacher	DEU	R	2	Dallara F312	RP Motorsport	10	8	1:38.635	0.796	0.231	161.6
4	8	Drivex School	ESP	Lukas Dunner	AUT	R	3	Dallara F312	Drivex School	13	5	1:38.705	0.866	0.070	161.4
5	18	Campos Racing	ESP	Marcos Siebert	ARG			Dallara F312	Campos Racing	17	4	1:38.795	0.956	0.090	161.3
6	28	Carlin Motorsport	GBR	Cameron Das	USA			Dallara F312	Carlin Motorsport	15	5	1:38.796	0.957	0.001	161.3
7	11	Campos Racing	ESP	Petru Florescu	ROU			Dallara F312	Campos Racing	14	6	1:38.910	1.071	0.114	161.1
8	77	RP Motorsport	ITA	Guilherme Samaia	BRA			Dallara F312	RP Motorsport	17	16	1:38.942	1.103	0.032	161.1
9	58	Drivex School	ESP	Javier Gonzalez	MEX	R	4	Dallara F312	Drivex School	14	12	1:39.031	1.192	0.089	160.9
10	34	Carlin Motorsport	GBR	Matheus Iorio	BRA			Dallara F312	Carlin Motorsport	8	7	1:39.059	1.220	0.028	160.9
11	5	Carlin Motorsport	GBR	Dev Gore	USA	R	5	Dallara F312	Carlin Motorsport	16	15	1:39.234	1.395	0.175	160.6
12	51	RACE	ESP	Aldo Festante	ITA	R	6	Dallara F312	Teo Martin Motorsport	14	12	1:39.247	1.408	0.013	160.6
13	3	RP Motorsport	ITA	Christian Hahn	BRA			Dallara F312	RP Motorsport	10	9	1:39.485	1.646	0.238	160.2

Published at:.....

Track Temp: 38.4 °C Air Temp: 31.1 °C Humidity: 27 % Track Status: DRY

Stewards:	Race Director:	Timekeeper: 
-----------	----------------	---





Circuito de Jerez
Euroformula Open
Free Practice - 3
Provisional Results by Class



Clas	Nº	Entrant	Nat	Driver	Nat	Cat	Clas	Chassis	Team	Laps	Best	Time	Gap	Interval	Km/h
1	4	RP Motorsport	ITA	Felipe Drugovich	BRA			Dallara F312	RP Motorsport	10	10	1:37.839			162.9
2	18	Campos Racing	ESP	Marcos Siebert	ARG			Dallara F312	Campos Racing	17	4	1:38.795	0.956	0.956	161.3
3	28	Carlin Motorsport	GBR	Cameron Das	USA			Dallara F312	Carlin Motorsport	15	5	1:38.796	0.957	0.001	161.3
4	11	Campos Racing	ESP	Petru Florescu	ROU			Dallara F312	Campos Racing	14	6	1:38.910	1.071	0.114	161.1
5	77	RP Motorsport	ITA	Guilherme Samaia	BRA			Dallara F312	RP Motorsport	17	16	1:38.942	1.103	0.032	161.1
6	34	Carlin Motorsport	GBR	Matheus Iorio	BRA			Dallara F312	Carlin Motorsport	8	7	1:39.059	1.220	0.117	160.9
7	3	RP Motorsport	ITA	Christian Hahn	BRA			Dallara F312	RP Motorsport	10	9	1:39.485	1.646	0.426	160.2

Rookie

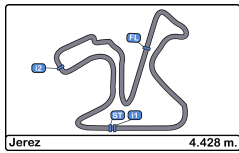
1	10	RACE	ESP	Bent Viscaal	NLD	R	1	Dallara F312	Teo Martin Motorsport	13	10	1:38.404			161.9
2	1	RP Motorsport	ITA	David Schumacher	DEU	R	2	Dallara F312	RP Motorsport	10	8	1:38.635	0.231	0.231	161.6
3	8	Drivex School	ESP	Lukas Dunner	AUT	R	3	Dallara F312	Drivex School	13	5	1:38.705	0.301	0.070	161.4
4	58	Drivex School	ESP	Javier Gonzalez	MEX	R	4	Dallara F312	Drivex School	14	12	1:39.031	0.627	0.326	160.9
5	5	Carlin Motorsport	GBR	Dev Gore	USA	R	5	Dallara F312	Carlin Motorsport	16	15	1:39.234	0.830	0.203	160.6
6	51	RACE	ESP	Aldo Festante	ITA	R	6	Dallara F312	Teo Martin Motorsport	14	12	1:39.247	0.843	0.013	160.6

Published at:.....

Track Temp: 38.4 °C Air Temp: 31.1 °C Humidity: 27 % Track Status: DRY

Stewards:	Race Director:	Timekeeper: 
-----------	----------------	---





Circuito de Jerez
Euroformula Open
Free Practice - 3
Lap Analysis



1 David Schumacher R Dallara F312 **5** Dev Gore R Dallara F312
 RP Motorsport Carlin Motorsport

Lap	D	Time	Sector 1	Sector 2	Sector 3	T. Spd	Elapsed	Lap	D	Time	Sector 1	Sector 2	Sector 3	T. Spd	Elapsed
1		14:03:29.738 P			14:03:29.738		14:03:29.738	1		14:00:04.112 P			14:00:04.112		14:00:04.112
2		2:55.217 P	46.805	28.652	1:39.760	194.9	14:06:24.955	2		1:49.617	45.199	28.858	35.560	203.7	14:01:53.729
3		1:55.218	45.357	31.640	38.221	182.1	14:08:20.173	3		1:41.568	38.557	27.762	35.249	205.3	14:03:35.297
4		7:23.552 P	48.128	36.819	5:58.605	116.8	14:15:43.725	4		1:40.071	37.915	27.306	34.850	212.1	14:05:15.368
5		1:50.525	45.914	28.546	36.065	202.2	14:17:34.250	5		1:40.163	37.833	27.342	34.988	212.1	14:06:55.531
6		1:40.229	38.102	27.549	34.578	205.3	14:19:14.479	6		1:39.950	37.781	27.348	34.821	204.1	14:08:35.481
7		1:39.365	37.709	27.113	34.543	207.6	14:20:53.844	7		1:39.884	37.757	27.242	34.885	207.6	14:10:15.365
8		1:38.635	37.463	26.909	34.263	207.6	14:22:32.479	8		1:40.267	37.952	27.508	34.807	207.2	14:11:55.632
9		3:52.338 P	37.769	27.380	2:47.189	207.2	14:26:24.817	9		1:40.556	37.937	27.309	35.310	207.6	14:13:36.188
10		2:03.069	1:00.756	27.594	34.719	208.4	14:28:27.886	10		5:50.220 P	38.823	27.965	4:43.432	210.9	14:19:26.408
11			37.640	29.719		210.1		11		1:55.013	47.334	31.580	36.099	197.4	14:21:21.421

3 Christian Hahn Dallara F312
 RP Motorsport

Lap	D	Time	Sector 1	Sector 2	Sector 3	T. Spd	Elapsed	Lap	D	Time	Sector 1	Sector 2	Sector 3	T. Spd	Elapsed
1		14:00:47.462 P			14:00:47.462		14:00:47.462	12		1:40.745	37.887	27.301	35.557	206.8	14:23:02.166
2		2:24.444 P	47.941	31.639	1:04.864	195.2	14:03:11.906	13		1:47.119	38.200	31.128	37.791	207.2	14:24:49.285
3		2:41.430 P	1:00.266	39.248	1:01.916	93.9	14:05:53.336	14		1:39.309	37.770	26.976	34.563	211.7	14:26:28.594
4		2:43.941	1:22.791	36.657	44.493	153.6	14:08:37.277	15		1:39.234	37.689	27.072	34.473	210.9	14:28:07.828
5		6:23.519 P	42.609	31.818	5:09.092	207.6	14:15:00.796	16		1:39.464	37.540	27.048	34.876	206.1	14:29:47.292
6		1:52.606	46.327	28.969	37.310	203.3	14:16:53.402	17			37.634	27.054		207.6	

8 Lukas Dunner R Dallara F312
 Drivex School

Lap	D	Time	Sector 1	Sector 2	Sector 3	T. Spd	Elapsed	Lap	D	Time	Sector 1	Sector 2	Sector 3	T. Spd	Elapsed
1		14:00:09.999 P			14:00:09.999		14:00:09.999	1		14:00:09.999 P			14:00:09.999		14:00:09.999
2		2:07.622 P	42.858	28.679	56.085	199.6	14:02:17.621	2		2:07.622 P	42.858	28.679	56.085	199.6	14:02:17.621
3		2:16.508 P	54.156	27.567	54.785	206.1	14:04:34.129	3		2:16.508 P	54.156	27.567	54.785	206.1	14:04:34.129
4		1:55.577	54.146	27.135	34.296	208.0	14:06:29.706	4		1:55.577	54.146	27.135	34.296	208.0	14:06:29.706
5		1:38.705	37.515	26.791	34.399	206.1	14:08:08.411	5		1:38.705	37.515	26.791	34.399	206.1	14:08:08.411
6		1:38.916	37.693	26.962	34.261	204.5	14:09:47.327	6		1:38.916	37.693	26.962	34.261	204.5	14:09:47.327
7		1:38.819	37.434	26.832	34.553	207.2	14:11:26.146	7		1:38.819	37.434	26.832	34.553	207.2	14:11:26.146
8		1:38.728	37.421	26.804	34.503	202.6	14:13:04.874	8		1:38.728	37.421	26.804	34.503	202.6	14:13:04.874
9		6:15.106 P	37.458	26.938	5:10.710	212.5	14:19:19.980	9		6:15.106 P	37.458	26.938	5:10.710	212.5	14:19:19.980
10		1:48.682	40.665	32.606	35.411	204.9	14:21:08.662	10		1:48.682	40.665	32.606	35.411	204.9	14:21:08.662
11		1:45.648	37.705	29.759	38.184	204.5	14:22:54.310	11		1:45.648	37.705	29.759	38.184	204.5	14:22:54.310
12		1:39.684	38.008	27.150	34.526	211.3	14:24:33.994	12		1:39.684	38.008	27.150	34.526	211.3	14:24:33.994
13		1:39.230	37.502	26.981	34.747	208.4	14:26:13.224	13		1:39.230	37.502	26.981	34.747	208.4	14:26:13.224
14			37.852	27.244		215.1		14			37.852	27.244		215.1	

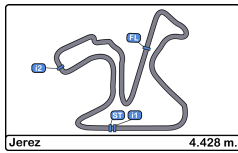
4 Felipe Drugovich Dallara F312
 RP Motorsport

Lap	D	Time	Sector 1	Sector 2	Sector 3	T. Spd	Elapsed	Lap	D	Time	Sector 1	Sector 2	Sector 3	T. Spd	Elapsed
1		14:11:02.140 P			14:11:02.140		14:11:02.140	10		1:48.682	40.665	32.606	35.411	204.9	14:21:08.662
2		2:37.452 P	50.063	28.368	1:19.021	200.3	14:13:39.592	11		1:45.648	37.705	29.759	38.184	204.5	14:22:54.310
3		1:56.975	55.039	27.214	34.722	208.0	14:15:36.567	12		1:39.684	38.008	27.150	34.526	211.3	14:24:33.994
4		1:38.985	37.544	26.978	34.463	208.8	14:17:15.552	13		1:39.230	37.502	26.981	34.747	208.4	14:26:13.224
5		1:38.529	37.315	26.782	34.432	209.3	14:18:54.081	14			37.852	27.244		215.1	
6		1:38.633	37.395	26.832	34.406	209.3	14:20:32.714	10		1:48.682	40.665	32.606	35.411	204.9	14:21:08.662
7		1:38.589	37.458	26.778	34.353	208.4	14:22:11.303	11		1:45.648	37.705	29.759	38.184	204.5	14:22:54.310
8		1:39.593	38.459	26.796	34.338	209.3	14:23:50.896	12		1:39.684	38.008	27.150	34.526	211.3	14:24:33.994
9		1:38.809	37.439	26.832	34.538	212.5	14:25:29.705	13		1:39.230	37.502	26.981	34.747	208.4	14:26:13.224
10		1:37.839	37.188	26.581	34.070	213.4	14:27:07.544	14			37.852	27.244		215.1	
11			37.307	27.774		213.0		10		14:01:31.091 P			14:01:31.091		14:01:31.091

10 Bent Viscaal R Dallara F312
 Teo Martin Motorsport

Lap	D	Time	Sector 1	Sector 2	Sector 3	T. Spd	Elapsed
1		14:01:31.091 P			14:01:31.091		14:01:31.091
2		1:51.028	48.551	27.729	34.748	204.5	14:03:22.119
3		1:38.710	37.509	26.875	34.326	208.4	14:05:00.829
4		1:39.041	37.576	26.997	34.468	215.5	14:06:39.870
5		1:48.281	38.699	32.276	37.306	126.7	14:08:28.151
6		1:38.668	37.563	26.826	34.279	207.6	14:10:06.819
7		9:52.554 P	37.511	27.016	8:48.027	212.5	14:19:59.373
8		1:51.005	48.799	27.563	34.643	206.8	14:21:50.378
9		1:38.524	37.588	26.785	34.151	209.7	14:23:28.902
10		1:38.404	37.459	26.738	34.207	208.8	14:25:07.306
11		1:38.468	37.306	26.828	34.334	212.5	14:26:45.774
12		1:56.561	38.197	39.354	39.010	160.2	14:28:42.335
13		1:38.607	37.626	26.826	34.155	209.7	14:30:20.942
14			37.377	26.708		210.5	





Circuito de Jerez
Euroformula Open
Free Practice - 3
Lap Analysis



11

Petru Florescu

Dallara F312

28

Cameron Das

Dallara F312

Campos Racing

Carlin Motorsport

Lap	D	Time	Sector 1	Sector 2	Sector 3	T. Spd	Elapsed	Lap	D	Time	Sector 1	Sector 2	Sector 3	T. Spd	Elapsed		
1		14:01:09.162	P		14:01:09.162		14:01:09.162	1		14:00:19.928	P		14:00:19.928		14:00:19.928		
2		1:56.775	47.062	30.945	38.768	198.5	14:03:05.937	2		2:23.522	P	43.511	28.231	1:11.780	193.8	14:02:43.450	
3		1:46.536	40.266	29.292	36.978	203.7	14:04:52.473	3		2:19.583	P	48.432	27.233	1:03.918	210.1	14:05:03.033	
4		1:39.940	38.030	27.344	34.566	207.2	14:06:32.413	4		1:54.909		53.341	27.118	34.450	213.4	14:06:57.942	
5		1:39.106	37.571	26.890	34.645	208.0	14:08:11.519	5		1:38.796		37.478	26.950	34.368	215.1	14:08:36.738	
6		1:38.910	37.436	26.967	34.507	210.5	14:09:50.429	6		1:39.269		37.651	26.978	34.640	212.1	14:10:16.007	
7		1:39.052	37.405	27.136	34.511	207.6	14:11:29.481	7		1:40.927		37.684	27.519	35.724	208.0	14:11:56.934	
8		7:18.965	P	37.723	26.916	6:14.326	210.5	14:18:48.446	8		1:45.928		43.892	27.309	34.727	202.6	14:13:42.862
9		1:54.481	47.422	29.737	37.322	199.2	14:20:42.927	9		1:39.362		37.617	26.992	34.753	209.3	14:15:22.224	
10		1:43.823	39.415	28.066	36.342	201.8	14:22:26.750	10		1:39.538		37.746	26.965	34.827	212.5	14:17:01.762	
11		1:39.188	37.829	26.873	34.486	207.6	14:24:05.938	11		1:39.465		37.636	27.077	34.752	208.0	14:18:41.227	
12		1:45.862	37.409	26.775	41.678	210.1	14:25:51.800	12		1:39.500		37.774	27.107	34.619	206.5	14:20:20.727	
13		1:39.233	37.579	26.955	34.699	211.7	14:27:31.033	13		7:06.964	P	37.788	27.032	6:02.144	209.7	14:27:27.691	
14		2:08.492	P	37.587	29.595	1:01.310	211.7	14:29:39.525	14		1:44.295		42.022	27.766	34.507	212.5	14:29:11.986
15			50.117	27.958		208.4			15		1:41.656		37.521	26.962	37.173	211.3	14:30:53.642
									16			37.624	27.143		207.2		

18

Marcos Siebert

Dallara F312

34

Matheus Iorio

Dallara F312

Campos Racing

Carlin Motorsport

Lap	D	Time	Sector 1	Sector 2	Sector 3	T. Spd	Elapsed	Lap	D	Time	Sector 1	Sector 2	Sector 3	T. Spd	Elapsed		
1		14:00:16.041	P		14:00:16.041		14:00:16.041	1		14:00:18.755	P		14:00:18.755		14:00:18.755		
2		3:05.505	P	45.866	29.052	1:50.587	177.6	14:03:21.546	2		2:08.422	P	43.138	28.105	57.179	203.7	14:02:27.177
3		1:58.771	56.559	27.399	34.813	207.6	14:05:20.317	3		2:29.193	P	1:00.443	28.754	59.996	206.5	14:04:56.370	
4		1:38.795	37.474	26.922	34.399	210.5	14:06:59.112	4		1:54.957		52.905	27.447	34.605	206.1	14:06:51.327	
5		1:38.867	37.409	26.891	34.567	210.5	14:08:37.979	5		1:40.431		38.145	27.536	34.750	198.8	14:08:31.758	
6		1:39.035	37.708	26.866	34.461	207.2	14:10:17.014	6		1:39.596		37.700	27.180	34.716	211.3	14:10:11.354	
7		1:39.311	37.443	27.192	34.676	213.4	14:11:56.325	7		1:39.059		37.543	27.099	34.417	210.9	14:11:50.413	
8		1:39.928	37.650	27.395	34.883	211.7	14:13:36.253	8		1:39.228		37.623	27.050	34.555	209.7	14:13:29.641	
9		1:39.613	37.723	27.016	34.874	207.6	14:15:15.866	9				37.540	26.961		209.7		
10		1:39.412	37.445	27.216	34.751	210.9	14:16:55.278										
11		1:39.958	37.617	27.326	35.015	210.5	14:18:35.236										
12		1:40.013	38.049	27.262	34.702	208.4	14:20:15.249										
13		1:39.487	37.629	27.158	34.700	206.5	14:21:54.736										
14		1:39.901	38.027	27.077	34.797	206.8	14:23:34.637										
15		1:39.353	37.786	26.960	34.607	207.2	14:25:13.990										
16		1:39.322	37.636	27.049	34.637	206.1	14:26:53.312										
17		1:39.082	37.542	27.010	34.530	212.5	14:28:32.394										
18			37.662	27.144		210.9											

51

Aldo Festante

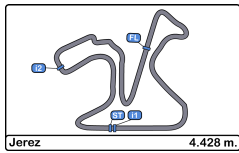
R

Dallara F312

Teo Martin Motorsport

Lap	D	Time	Sector 1	Sector 2	Sector 3	T. Spd	Elapsed	
1		14:00:07.582	P		14:00:07.582		14:00:07.582	
2		1:47.707	44.241	28.140	35.326	207.2	14:01:55.289	
3		1:47.947	38.287	29.208	40.452	212.5	14:03:43.236	
4		1:41.023	38.137	27.918	34.968	210.5	14:05:24.259	
5		1:40.415	38.180	27.487	34.748	209.7	14:07:04.674	
6		1:40.045	37.833	27.305	34.907	211.7	14:08:44.719	
7		1:40.362	37.945	27.479	34.938	210.1	14:10:25.081	
8		5:22.379	P	38.716	27.965	4:15.698	209.7	14:15:47.460
9		1:51.062	44.617	29.896	36.549	207.2	14:17:38.522	
10		1:40.018	37.898	27.313	34.807	204.5	14:19:18.540	
11		1:39.731	37.935	27.114	34.682	208.4	14:20:58.271	
12		1:39.247	37.642	26.880	34.725	206.8	14:22:37.518	
13		1:52.527	42.600	32.756	37.171	196.3	14:24:30.045	
14		1:41.927	37.904	27.055	36.968	204.9	14:26:11.972	
15			38.370	30.243		213.0		





Circuito de Jerez
Euroformula Open
Free Practice - 3
Lap Analysis



58

Javier Gonzalez

R

Dallara F312

Drivex School

Lap	D	Time	Sector 1	Sector 2	Sector 3	T. Spd	Elapsed
1		14:00:27.651 P					14:00:27.651
2		2:29.857 P	48.409	32.246	1:09.202	172.8	14:02:57.508
3		2:22.981 P	53.654	30.376	58.951	187.5	14:05:20.489
4		1:59.082	51.663	29.569	37.850	207.2	14:07:19.571
5		3:50.267 P	40.240	29.420	2:40.607	205.3	14:11:09.838
6		1:50.366	45.090	29.480	35.796	179.1	14:13:00.204
7		1:40.257	38.234	27.495	34.528	206.5	14:14:40.461
8		1:39.097	37.699	27.064	34.334	209.3	14:16:19.558
9		1:39.059	37.508	26.905	34.646	211.3	14:17:58.617
10		1:39.228	37.725	27.152	34.351	206.8	14:19:37.845
11		1:39.116	37.573	27.154	34.389	209.7	14:21:16.961
12		1:39.031	37.570	27.058	34.403	207.2	14:22:55.992
13		5:06.198 P	45.083	32.965	3:48.150	166.9	14:28:02.190
14		1:58.096	53.522	29.031	35.543	204.5	14:30:00.286
15			37.602	26.919		212.5	

77

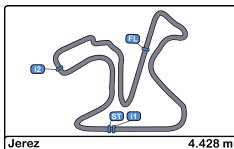
Guilherme Samaia

Dallara F312

RP Motorsport

Lap	D	Time	Sector 1	Sector 2	Sector 3	T. Spd	Elapsed
1		14:01:19.580 P					14:01:19.580
2		2:53.656 P	45.756	29.120	1:38.780	201.1	14:04:13.236
3		1:54.005	51.458	27.763	34.784	206.1	14:06:07.241
4		1:39.324	37.727	27.355	34.242	208.0	14:07:46.565
5		1:41.318	37.719	27.314	36.285	208.4	14:09:27.883
6		1:39.704	37.909	27.400	34.395	208.4	14:11:07.587
7		1:39.414	37.729	27.249	34.436	208.8	14:12:47.001
8		1:39.118	37.577	27.138	34.403	209.3	14:14:26.119
9		1:39.779	37.792	27.227	34.760	210.5	14:16:05.898
10		1:39.733	37.833	27.261	34.639	209.7	14:17:45.631
11		1:39.430	37.729	27.157	34.544	208.0	14:19:25.061
12		1:39.708	37.704	27.287	34.717	207.6	14:21:04.769
13		1:39.450	37.702	27.122	34.626	207.6	14:22:44.219
14		1:39.643	37.877	27.333	34.433	208.8	14:24:23.862
15		1:39.320	37.628	27.161	34.531	209.7	14:26:03.182
16		1:38.942	37.645	26.955	34.342	210.5	14:27:42.124
17		1:38.992	37.514	27.085	34.393	211.7	14:29:21.116
18			40.081	28.341		208.0	



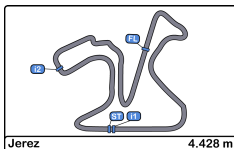


Circuito de Jerez
Euroformula Open
Free Practice - 3
Best Sectors Results



Sector - 1				Sector - 2				Sector - 3				Ideal Lap vs Best Lap				
Clas	Nº	Driver	Time	Nº	Driver	Time	Nº	Driver	Time	Clas	Nº	Driver	Ideal Lap	Best Lap	Clas	
1	4	Felipe Drugovich	37.188	4	Felipe Drugovich	26.581	4	Felipe Drugovich	34.070	1	4	Felipe Drugovich	1:37.839	1:37.839	1	
2	10	Bent Viscaal	37.306	10	Bent Viscaal	26.708	10	Bent Viscaal	34.151	2	10	Bent Viscaal	1:38.165	1:38.404	2	
3	11	Petru Florescu	37.405	11	Petru Florescu	26.775	77	Guilherme Samaia	34.242	3	8	Lukas Dunner	1:38.473	1:38.705	4	
4	18	Marcos Siebert	37.409	8	Lukas Dunner	26.791	8	Lukas Dunner	34.261	4	1	David Schumacher	1:38.635	1:38.635	3	
5	8	Lukas Dunner	37.421	18	Marcos Siebert	26.866	1	David Schumacher	34.263	5	11	Petru Florescu	1:38.666	1:38.910	7	
6	1	David Schumacher	37.463	3	Christian Hahn	26.872	58	Javier Gonzalez	34.334	6	18	Marcos Siebert	1:38.674	1:38.795	5	
7	28	Cameron Das	37.478	51	Aldo Festante	26.880	28	Cameron Das	34.368	7	77	Guilherme Samaia	1:38.711	1:38.942	8	
8	58	Javier Gonzalez	37.508	58	Javier Gonzalez	26.905	18	Marcos Siebert	34.399	8	58	Javier Gonzalez	1:38.747	1:39.031	9	
9	77	Guilherme Samaia	37.514	1	David Schumacher	26.909	34	Matheus Iorio	34.417	9	28	Cameron Das	1:38.796	1:38.796	6	
10	34	Matheus Iorio	37.540	28	Cameron Das	26.950	5	Dev Gore	34.473	10	34	Matheus Iorio	1:38.918	1:39.059	10	
11	5	Dev Gore	37.540	77	Guilherme Samaia	26.955	11	Petru Florescu	34.486	11	5	Dev Gore	1:38.989	1:39.234	11	
12	3	Christian Hahn	37.633	34	Matheus Iorio	26.961	51	Aldo Festante	34.682	12	51	Aldo Festante	1:39.204	1:39.247	12	
13	51	Aldo Festante	37.642	5	Dev Gore	26.976	3	Christian Hahn	34.741	13	3	Christian Hahn	1:39.246	1:39.485	13	



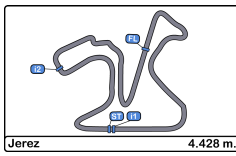


Circuito de Jerez
Euroformula Open
Free Practice - 3
Best 5 Lap Times



Cls	Nº	Entrant	Nat	Driver	Nat	Cat	Cls	Chassis	Team	Best 1		Best 2		Best 3		Best 4		Best 5	
										Time	Lap	Time	Lap	Time	Lap	Time	Lap	Time	Lap
1	4	RP Motorsport	ITA	Felipe Drugovich	BRA			Dallara F312	RP Motorsport	1:37.839	10	1:38.529	5	1:38.589	7	1:38.633	6	1:38.809	9
2	10	RACE	ESP	Bent Viscaal	NLD	R	1	Dallara F312	Teo Martin Motorsport	1:38.404	10	1:38.468	11	1:38.524	9	1:38.607	13	1:38.668	6
3	1	RP Motorsport	ITA	David Schumacher	DEU	R	2	Dallara F312	RP Motorsport	1:38.635	8	1:39.365	7	1:40.229	6	1:50.525	5	1:55.218	3
4	8	Drivex School	ESP	Lukas Dunner	AUT	R	3	Dallara F312	Drivex School	1:38.705	5	1:38.728	8	1:38.819	7	1:38.916	6	1:39.230	13
5	18	Campos Racing	ESP	Marcos Siebert	ARG			Dallara F312	Campos Racing	1:38.795	4	1:38.867	5	1:39.035	6	1:39.082	17	1:39.311	7
6	28	Carlin Motorsport	GBR	Cameron Das	USA			Dallara F312	Carlin Motorsport	1:38.796	5	1:39.269	6	1:39.362	9	1:39.465	11	1:39.500	12
7	11	Campos Racing	ESP	Petru Florescu	ROU			Dallara F312	Campos Racing	1:38.910	6	1:39.052	7	1:39.106	5	1:39.188	11	1:39.233	13
8	77	RP Motorsport	ITA	Guilherme Samaia	BRA			Dallara F312	RP Motorsport	1:38.942	16	1:38.992	17	1:39.118	8	1:39.320	15	1:39.324	4
9	58	Drivex School	ESP	Javier Gonzalez	MEX	R	4	Dallara F312	Drivex School	1:39.031	12	1:39.059	9	1:39.097	8	1:39.116	11	1:39.228	10
10	34	Carlin Motorsport	GBR	Matheus Iorio	BRA			Dallara F312	Carlin Motorsport	1:39.059	7	1:39.228	8	1:39.596	6	1:40.431	5	1:54.957	4
11	5	Carlin Motorsport	GBR	Dev Gore	USA	R	5	Dallara F312	Carlin Motorsport	1:39.234	15	1:39.309	14	1:39.464	16	1:39.884	7	1:39.950	6
12	51	RACE	ESP	Aldo Festante	ITA	R	6	Dallara F312	Teo Martin Motorsport	1:39.247	12	1:39.731	11	1:40.018	10	1:40.045	6	1:40.362	7
13	3	RP Motorsport	ITA	Christian Hahn	BRA			Dallara F312	RP Motorsport	1:39.485	9	1:40.807	7	1:46.210	10	1:49.734	8	1:52.606	6



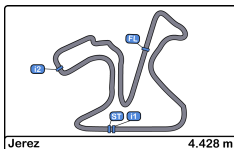


Circuito de Jerez
Euroformula Open
Free Practice - 3
Best 5 Top Speeds



Cls	Nº	Entrant	Nat	Driver	Nat	Cat	Cls	Chassis	Team	Top 1		Top 2		Top 3		Top 4		Top 5		Avg
										Km/h	Lap	Km/h	Lap	Km/h	Lap	Km/h	Lap	Km/h	Lap	
1	10	RACE	ESP	Bent Viscaal	NLD	R	1	Dallara F312	Teo Martin Motorsport	215.5	4	212.5	7	212.5	11	210.5	14	209.7	9	212.2
2	8	Drivex School	ESP	Lukas Dunner	AUT	R	2	Dallara F312	Drivex School	215.1	14	212.5	9	211.3	12	208.4	13	208.0	4	211.1
3	28	Carlin Motorsport	GBR	Cameron Das	USA			Dallara F312	Carlin Motorsport	215.1	5	213.4	4	212.5	10	212.5	14	212.1	6	213.1
4	4	RP Motorsport	ITA	Felipe Drugovich	BRA			Dallara F312	RP Motorsport	213.4	10	213.0	11	212.5	9	209.3	5	209.3	6	211.5
5	18	Campos Racing	ESP	Marcos Siebert	ARG			Dallara F312	Campos Racing	213.4	7	212.5	17	211.7	8	210.9	10	210.9	18	211.9
6	51	RACE	ESP	Aldo Festante	ITA	R	3	Dallara F312	Teo Martin Motorsport	213.0	15	212.5	3	211.7	6	210.5	4	210.1	7	211.6
7	58	Drivex School	ESP	Javier Gonzalez	MEX	R	4	Dallara F312	Drivex School	212.5	15	211.3	9	209.7	11	209.3	8	207.2	4	210.0
8	5	Carlin Motorsport	GBR	Dev Gore	USA	R	5	Dallara F312	Carlin Motorsport	212.1	4	212.1	5	211.7	14	210.9	10	210.9	15	211.6
9	11	Campos Racing	ESP	Petru Florescu	ROU			Dallara F312	Campos Racing	211.7	13	211.7	14	210.5	6	210.5	8	210.1	12	210.9
10	77	RP Motorsport	ITA	Guilherme Samaia	BRA			Dallara F312	RP Motorsport	211.7	17	210.5	9	210.5	16	209.7	10	209.7	15	210.4
11	34	Carlin Motorsport	GBR	Matheus Iorio	BRA			Dallara F312	Carlin Motorsport	211.3	6	210.9	7	209.7	8	209.7	9	206.5	3	209.6
12	3	RP Motorsport	ITA	Christian Hahn	BRA			Dallara F312	RP Motorsport	210.5	11	208.8	9	208.0	7	207.6	5	205.3	8	208.1
13	1	RP Motorsport	ITA	David Schumacher	DEU	R	6	Dallara F312	RP Motorsport	210.1	11	208.4	10	207.6	7	207.6	8	207.2	9	208.2



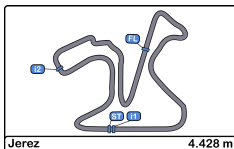


Circuito de Jerez
Euroformula Open
Free Practice - 3
Fastest Laps Sequence



Lap	Time of Day	Session Time	Nº	Entrant	Nat	Driver	Nat	Cat	Chassis	Team	Time	Km/h
2	14:01:53.729	1:53.729	5	Carlin Motorsport	GBR	Dev Gore	USA	R	Dallara F312	Carlin Motorsport	1:49.617	145.4
2	14:01:55.289	1:55.289	51	RACE	ESP	Aldo Festante	ITA	R	Dallara F312	Teo Martin Motorsport	1:47.707	148.0
3	14:03:35.297	3:35.297	5	Carlin Motorsport	GBR	Dev Gore	USA	R	Dallara F312	Carlin Motorsport	1:41.568	156.9
3	14:05:00.829	5:00.829	10	RACE	ESP	Bent Viscaal	NLD	R	Dallara F312	Teo Martin Motorsport	1:38.710	161.4
5	14:08:08.411	8:08.411	8	Drivex School	ESP	Lukas Dunner	AUT	R	Dallara F312	Drivex School	1:38.705	161.4
6	14:10:06.819	10:06.819	10	RACE	ESP	Bent Viscaal	NLD	R	Dallara F312	Teo Martin Motorsport	1:38.668	161.5
5	14:18:54.081	18:54.081	4	RP Motorsport	ITA	Felipe Drugovich	BRA		Dallara F312	RP Motorsport	1:38.529	161.7
9	14:23:28.902	23:28.902	10	RACE	ESP	Bent Viscaal	NLD	R	Dallara F312	Teo Martin Motorsport	1:38.524	161.7
10	14:25:07.306	25:07.306	10	RACE	ESP	Bent Viscaal	NLD	R	Dallara F312	Teo Martin Motorsport	1:38.404	161.9
10	14:27:07.544	27:07.544	4	RP Motorsport	ITA	Felipe Drugovich	BRA		Dallara F312	RP Motorsport	1:37.839	162.9



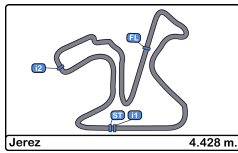


Circuito de Jerez
Euroformula Open
Free Practice - 3
Event Best Maximum Speed



Nº	Entrant	Nat	Driver	Nat	Cat	Clas	Chassis	Team	Km/h	Session
7			Volkswagen				Dallara F312		216.4	Free Practice - 1
10	RACE	ESP	Bent Viscaal	NLD	R	1	Dallara F312	Teo Martin Motorsport	215.5	Free Practice - 3
28	Carlin Motorsport	GBR	Cameron Das	USA			Dallara F312	Carlin Motorsport	215.1	Free Practice - 1
8	Drivex School	ESP	Lukas Dunner	AUT	R	2	Dallara F312	Drivex School	215.1	Free Practice - 3
11	Campos Racing	ESP	Petru Florescu	ROU			Dallara F312	Campos Racing	213.8	Free Practice - 1
58	Drivex School	ESP	Javier Gonzalez	MEX	R	3	Dallara F312	Drivex School	213.8	Free Practice - 2
18	Campos Racing	ESP	Marcos Siebert	ARG			Dallara F312	Campos Racing	213.4	Free Practice - 3
4	RP Motorsport	ITA	Felipe Drugovich	BRA			Dallara F312	RP Motorsport	213.4	Free Practice - 3
51	RACE	ESP	Aldo Festante	ITA	R	4	Dallara F312	Teo Martin Motorsport	213.0	Free Practice - 3
5	Carlin Motorsport	GBR	Dev Gore	USA	R	5	Dallara F312	Carlin Motorsport	212.5	Free Practice - 2
34	Carlin Motorsport	GBR	Matheus Iorio	BRA			Dallara F312	Carlin Motorsport	212.1	Free Practice - 2
3	RP Motorsport	ITA	Christian Hahn	BRA			Dallara F312	RP Motorsport	211.7	Free Practice - 1
77	RP Motorsport	ITA	Guilherme Samaia	BRA			Dallara F312	RP Motorsport	211.7	Free Practice - 3
6			Mercedes				Dallara F312		210.5	Free Practice - 1
1	RP Motorsport	ITA	David Schumacher	DEU	R	6	Dallara F312	RP Motorsport	210.1	Free Practice - 3





Circuito de Jerez
Euroformula Open
Free Practice - 3
Pit Stop Analysis



1 David Schumacher R RP Motorsport
 Dallara F312

Nr.	In Day Time	In Time	Out Time	Pit Time	T. Pit Time	Handicap	Penalty
1	14:05:15.539	14:05:15.539	14:06:24.955	1:09.416	1:09.416		
2	14:10:15.248	14:10:15.248	14:15:43.725	5:28.477	6:37.893		
3	14:24:05.918	14:24:05.918	14:26:24.817	2:18.899	8:56.792		

3 Christian Hahn RP Motorsport
 Dallara F312

Nr.	In Day Time	In Time	Out Time	Pit Time	T. Pit Time	Handicap	Penalty
1	14:02:42.897	14:02:42.897	14:03:11.906	29.009	29.009		
2	14:05:23.478	14:05:23.478	14:05:53.336	29.858	58.867		
3	14:10:26.397	14:10:26.397	14:15:00.796	4:34.399	5:33.266		

4 Felipe Drugovich RP Motorsport
 Dallara F312

Nr.	In Day Time	In Time	Out Time	Pit Time	T. Pit Time	Handicap	Penalty
1	14:12:49.332	14:12:49.332	14:13:39.592	50.260	50.260		

5 Dev Gore R Carlin Motorsport
 Dallara F312

Nr.	In Day Time	In Time	Out Time	Pit Time	T. Pit Time	Handicap	Penalty
1	14:15:12.561	14:15:12.561	14:19:26.408	4:13.847	4:13.847		

8 Lukas Dunner R Drivex School
 Dallara F312

Nr.	In Day Time	In Time	Out Time	Pit Time	T. Pit Time	Handicap	Penalty
1	14:01:53.364	14:01:53.364	14:02:17.621	24.257	24.257		
2	14:04:08.596	14:04:08.596	14:04:34.129	25.533	49.790		
3	14:14:41.634	14:14:41.634	14:19:19.980	4:38.346	5:28.136		

10 Bent Viscaal R Teo Martin Motorsport
 Dallara F312

Nr.	In Day Time	In Time	Out Time	Pit Time	T. Pit Time	Handicap	Penalty
1	14:11:39.757	14:11:39.757	14:19:59.373	8:19.616	8:19.616		

11 Petru Florescu Campos Racing
 Dallara F312

Nr.	In Day Time	In Time	Out Time	Pit Time	T. Pit Time	Handicap	Penalty
1	14:13:03.731	14:13:03.731	14:18:48.446	5:44.715	5:44.715		
2	14:29:11.574	14:29:11.574	14:29:39.525	27.951	6:12.666		

18 Marcos Siebert Campos Racing
 Dallara F312

Nr.	In Day Time	In Time	Out Time	Pit Time	T. Pit Time	Handicap	Penalty
1	14:02:02.587	14:02:02.587	14:03:21.546	1:18.959	1:18.959		

28 Cameron Das Carlin Motorsport
 Dallara F312

Nr.	In Day Time	In Time	Out Time	Pit Time	T. Pit Time	Handicap	Penalty
1	14:02:04.825	14:02:04.825	14:02:43.450	38.625	38.625		
2	14:04:28.831	14:04:28.831	14:05:03.033	34.202	1:12.827		
3	14:21:55.197	14:21:55.197	14:27:27.691	5:32.494	6:45.321		

34 Matheus Iorio Carlin Motorsport
 Dallara F312

Nr.	In Day Time	In Time	Out Time	Pit Time	T. Pit Time	Handicap	Penalty
1	14:01:58.276	14:01:58.276	14:02:27.177	28.901	28.901		
2	14:04:26.001	14:04:26.001	14:04:56.370	30.369	59.270		

51 Aldo Festante R Teo Martin Motorsport
 Dallara F312

Nr.	In Day Time	In Time	Out Time	Pit Time	T. Pit Time	Handicap	Penalty
1	14:12:01.699	14:12:01.699	14:15:47.460	3:45.761	3:45.761		

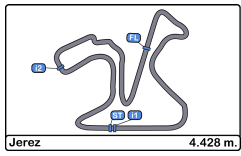
58 Javier Gonzalez R Drivex School
 Dallara F312

Nr.	In Day Time	In Time	Out Time	Pit Time	T. Pit Time	Handicap	Penalty
1	14:02:27.112	14:02:27.112	14:02:57.508	30.396	30.396		
2	14:04:55.841	14:04:55.841	14:05:20.489	24.648	55.044		
3	14:09:01.264	14:09:01.264	14:11:09.838	2:08.574	3:03.618		
4	14:24:45.299	14:24:45.299	14:28:02.190	3:16.891	6:20.509		

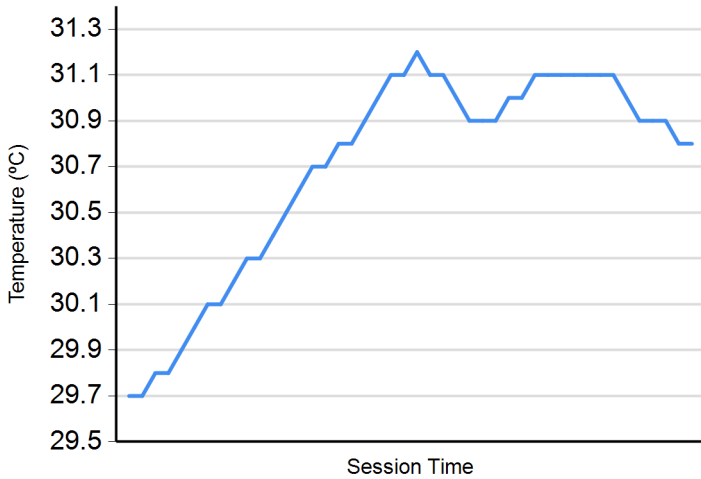
77 Guilherme Samaia RP Motorsport
 Dallara F312

Nr.	In Day Time	In Time	Out Time	Pit Time	T. Pit Time	Handicap	Penalty
1	14:03:04.870	14:03:04.870	14:04:13.236	1:08.366	1:08.366		

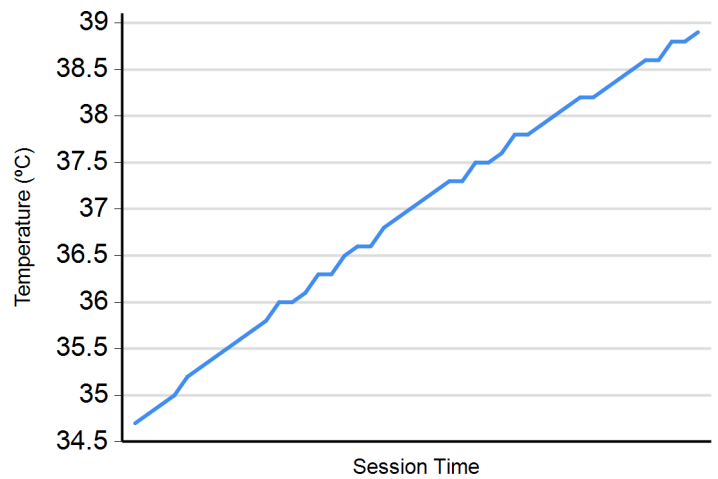




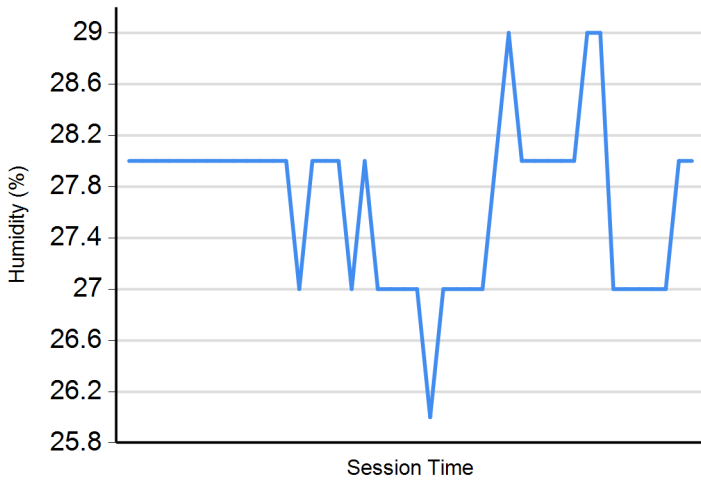
Air Temperature



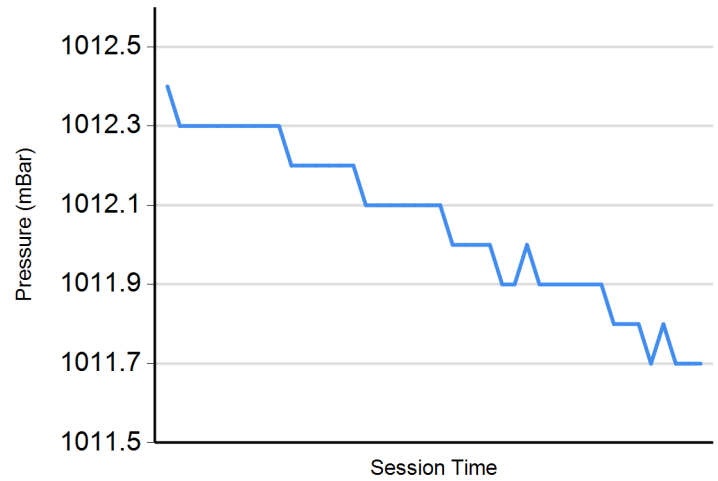
Track Temperature



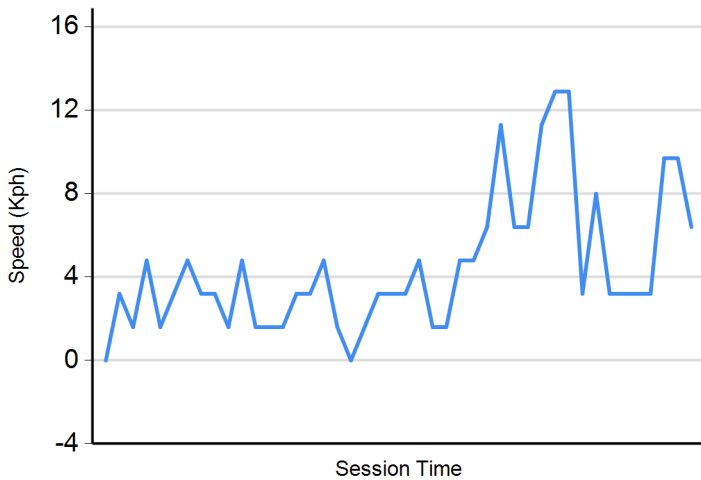
Humidity



Pressure

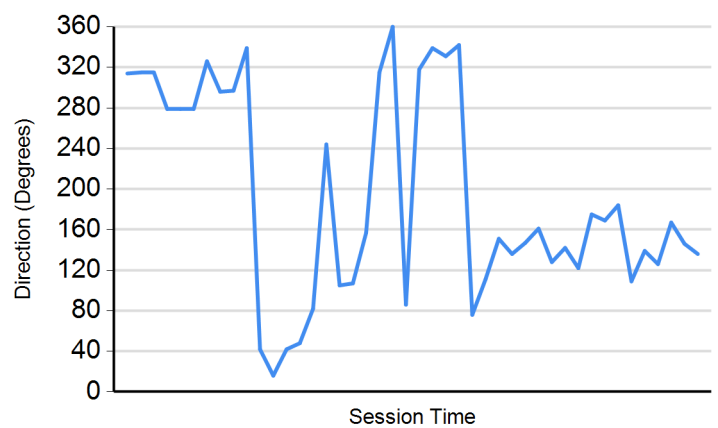


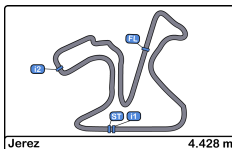
Wind Speed



Wind direction

North = 0°/360° Est = 90° South = 180° West = 270°





Circuito de Jerez
Euroformula Open
Free Practice 1 - 2 - 3
Results



Cls	Nº	Entrant	Nat	Driver	Nat	Cat	Cls	Chassis	Team	Laps	Free Practice - 1	Free Practice - 2	Free Practice - 3	Best	Gap	Interval	Km/h			
1	6			Mercedes				Dallara F312		9	1:36.889	4	1:37.584	4	1:36.889			164.5		
2	58	Drivex School	ESP	Javier Gonzalez	MEX	R	1	Dallara F312	Drivex School	42	1:37.884	6	1:37.188	12	1:39.031	12	1:37.188	0.299	0.299	164.0
3	7			Volkswagen				Dallara F312		5	1:37.218	3	29:41.854	2	1:37.218	0.329	0.030	163.9		
4	28	Carlin Motorsport	GBR	Cameron Das	USA			Dallara F312	Carlin Motorsp	41	1:37.367	12	1:37.335	12	1:38.796	5	1:37.335	0.446	0.117	163.7
5	4	RP Motorsport	ITA	Felipe Drugovich	BRA			Dallara F312	RP Motorsport	36	1:37.829	14	1:37.370	10	1:37.839	10	1:37.370	0.481	0.035	163.7
6	18	Campos Racing	ESP	Marcos Siebert	ARG			Dallara F312	Campos Racin	44	1:38.283	13	1:37.414	12	1:38.795	4	1:37.414	0.525	0.044	163.6
7	34	Carlin Motorsport	GBR	Matheus Iorio	BRA			Dallara F312	Carlin Motorsp	33	1:37.995	12	1:37.431	13	1:39.059	7	1:37.431	0.542	0.017	163.6
8	10	RACE	ESP	Bent Viscaal	NLD	R	2	Dallara F312	Teo Martin Mo	41	1:37.522	13	1:37.476	14	1:38.404	10	1:37.476	0.587	0.045	163.5
9	8	Drivex School	ESP	Lukas Dunner	AUT	R	3	Dallara F312	Drivex School	40	1:38.480	12	1:37.628	12	1:38.705	5	1:37.628	0.739	0.152	163.2
10	1	RP Motorsport	ITA	David Schumacher	DEU	R	4	Dallara F312	RP Motorsport	37	1:39.016	13	1:37.679	14	1:38.635	8	1:37.679	0.790	0.051	163.1
11	77	RP Motorsport	ITA	Guilherme Samaia	BRA			Dallara F312	RP Motorsport	43	1:38.281	14	1:37.723	9	1:38.942	16	1:37.723	0.834	0.044	163.1
12	11	Campos Racing	ESP	Petru Florescu	ROU			Dallara F312	Campos Racin	40	1:38.047	10	1:37.840	11	1:38.910	6	1:37.840	0.951	0.117	162.9
13	3	RP Motorsport	ITA	Christian Hahn	BRA			Dallara F312	RP Motorsport	36	1:38.814	11	1:38.014	10	1:39.485	9	1:38.014	1.125	0.174	162.6
14	51	RACE	ESP	Aldo Festante	ITA	R	5	Dallara F312	Teo Martin Mo	41	1:39.081	13	1:39.147	13	1:39.247	12	1:39.081	2.192	1.067	160.8
15	5	Carlin Motorsport	GBR	Dev Gore	USA	R	6	Dallara F312	Carlin Motorsp	48	1:40.006	16	1:39.390	14	1:39.234	15	1:39.234	2.345	0.153	160.6

Published at:.....

Stewards:	Race Director:	Timekeeper:

